

Decorative Lavatory Drains

Section Contents

Decorative Drains for Vessel, Glass, & Lavatory Sinks **227 - 234**

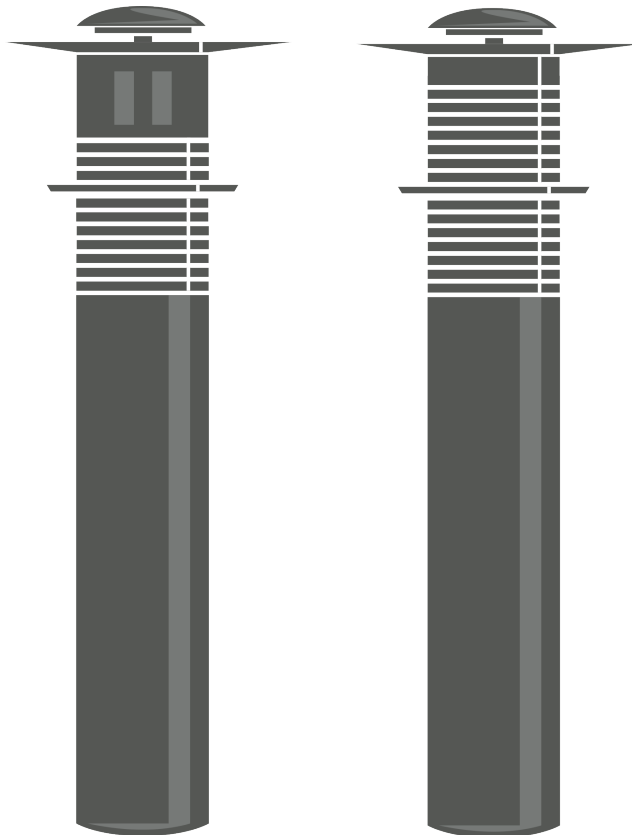
Lavatory Drain Parts **235 - 236**

Fixture Planning Diagrams

Use the bath sink and pedestal sink fixture planning diagram to simplify your product selection and complete your design.

Bath Sink Fixture Planning Diagram **18**

Pedestal Sink Fixture Planning Diagram **19**





20 Hole Brass Lavatory Grid Drain - 6" Tailpiece with Overflow

MT730-2

A decorative, fully plated, 20-hole brass lavatory grid drain for sinks and vessels with overflow.

- Patented "Fast Flow Angle Top"
- No clogging or puddling of water
- Eliminates water spots
- Tailpiece measures 6" Long x 1-1/4" O.D.
- Drain Opening 1-1/2" diameter
- 2-1/2" Threaded Drain Body
- Comes With Overflow
- IAPMO (UPC) Approved

Standard Finishes

MT730-2/BRN	Brushed Nickel	\$ 100
MT730-2/CHBRZ	Champagne Bronze	\$ 239
MT730-2/CPB	Polished Chrome	\$ 75
MT730-2/MB	Matte Black	\$ 203
MT730-2/ORB	Oil Rubbed Bronze	\$ 170
MT730-2/PN	Polished Nickel	\$ 100
MT730-2/ULB	Unlacquered Brass	\$ 75
MT730-2/VB	Venetian Bronze	\$ 170

Group 1 Finishes

All Group 1 Finishes **\$ 203**

Group 2 Finishes

All Group 2 Finishes **\$ 239**



20 Hole Brass Lavatory Grid Drain - 6" Tailpiece without Overflow

MT740-2

A decorative, fully plated, 20-hole brass lavatory grid drain for sinks and vessels without overflow.

- Patented "Fast Flow Angle Top"
- No clogging or puddling of water
- Eliminates water spots
- Tailpiece measures 6" Long x 1-1/4" O.D.
- Drain Opening 1-1/2" diameter
- 2-1/2" Threaded Drain Body
- Comes Without Overflow
- IAPMO (UPC) Approved

Standard Finishes

MT740-2/BRN	Brushed Nickel	\$ 100
MT740-2/CHBRZ	Champagne Bronze	\$ 239
MT740-2/CPB	Polished Chrome	\$ 75
MT740-2/MB	Matte Black	\$ 203
MT740-2/ORB	Oil Rubbed Bronze	\$ 170
MT740-2/PN	Polished Nickel	\$ 100
MT740-2/ULB	Unlacquered Brass	\$ 75
MT740-2/VB	Venetian Bronze	\$ 170

Group 1 Finishes

All Group 1 Finishes **\$ 203**

Group 2 Finishes

All Group 2 Finishes **\$ 239**



20 Hole Brass Lavatory Grid Drain - 8" Tailpiece with Overflow

MT734

A decorative, fully plated, 20-hole brass lavatory grid drain for sinks and vessels with overflow.

- Patented "Fast Flow Angle Top"
- No clogging or puddling of water
- Eliminates water spots
- Tailpiece measures 8" Long x 1-1/4" O.D.
- Drain Opening 1-1/2" diameter
- 2-1/2" Threaded Drain Body
- Comes With Overflow
- IAPMO (UPC) Approved

Standard Finishes

MT734/BRN	Brushed Nickel	\$ 107
MT734/CHBRZ	Champagne Bronze	\$ 252
MT734/CPB	Polished Chrome	\$ 78
MT734/MB	Matte Black	\$ 211
MT734/ORB	Oil Rubbed Bronze	\$ 179
MT734/PN	Polished Nickel	\$ 107
MT734/ULB	Unlacquered Brass	\$ 78
MT734/VB	Venetian Bronze	\$ 179

Group 1 Finishes

All Group 1 Finishes **\$ 211**

Group 2 Finishes

All Group 2 Finishes **\$ 252**



20 Hole Brass Lavatory Grid Drain - 8" Tailpiece without Overflow

MT735

A decorative, fully plated, 20-hole brass lavatory grid drain for sinks and vessels without overflow.

- Patented "Fast Flow Angle Top"
- No clogging or puddling of water
- Eliminates water spots
- Tailpiece measures 8" Long x 1-1/4" O.D.
- Drain Opening 1-1/2" diameter
- 4" Threaded Drain Body
- Comes without Overflow
- IAPMO (UPC) Approved

Standard Finishes

MT735/BRN	Brushed Nickel	\$ 107
MT735/CHBRZ	Champagne Bronze	\$ 252
MT735/CPB	Polished Chrome	\$ 78
MT735/MB	Matte Black	\$ 211
MT735/ORB	Oil Rubbed Bronze	\$ 179
MT735/PN	Polished Nickel	\$ 107
MT735/ULB	Unlacquered Brass	\$ 78
MT735/VB	Venetian Bronze	\$ 179

Group 1 Finishes

All Group 1 Finishes **\$ 211**

Group 2 Finishes

All Group 2 Finishes **\$ 252**



Tear Drop Pattern Lavatory Grid Drain - with Overflow

MT749-3

A teardrop pattern lavatory drain for sinks and vessels with overflow. Fully plated brass drain body and tailpiece.

- Tailpiece measures 8" Long x 1-1/4" O.D.
- Drain Opening 1-1/2" diameter
- 4" Threaded Drain Body
- Comes With Overflow

Standard Finishes

MT749-3/BRN	Brushed Nickel	\$ 107
MT749-3/CHBRZ	Champagne Bronze	\$ 252
MT749-3/CPB	Polished Chrome	\$ 78
MT749-3/MB	Matte Black	\$ 211
MT749-3/ORB	Oil Rubbed Bronze	\$ 179
MT749-3/PN	Polished Nickel	\$ 107
MT749-3/ULB	Unlacquered Brass	\$ 78
MT749-3/VB	Venetian Bronze	\$ 179

Group 1 Finishes

All Group 1 Finishes **\$ 211**

Group 2 Finishes

All Group 2 Finishes **\$ 252**

Tear Drop Pattern Lavatory Grid Drain - without Overflow

MT749

A teardrop pattern lavatory drain for sinks and vessels without overflow. Fully plated brass drain body and tailpiece.

- Tailpiece measures 8" Long x 1-1/4" O.D.
- Drain Opening 1-1/2" diameter
- 4" Threaded Drain Body
- Comes Without Overflow

Standard Finishes

MT749/BRN	Brushed Nickel	\$ 107
MT749/CHBRZ	Champagne Bronze	\$ 252
MT749/CPB	Polished Chrome	\$ 78
MT749/MB	Matte Black	\$ 211
MT749/ORB	Oil Rubbed Bronze	\$ 179
MT749/PN	Polished Nickel	\$ 107
MT749/ULB	Unlacquered Brass	\$ 78
MT749/VB	Venetian Bronze	\$ 179

Group 1 Finishes

All Group 1 Finishes **\$ 211**

Group 2 Finishes

All Group 2 Finishes **\$ 252**

Notes:



EZ-CLICK™ Soft Touch Round Lavatory Drain - with Overflow

MT741

A soft touch lavatory drain for sinks and vessels with overflow. Fully plated brass drain body and tailpiece. Features EZ-Click™ round pop-up drain mechanism.

- Tailpiece measures 8" Long x 1-1/4" O.D.
- Drain Opening 1-1/2" diameter
- 2-1/2" Drain Body
- Comes With Overflow

Standard Finishes

MT741/BRN	Brushed Nickel	\$ 111
MT741/CHBRZ	Champagne Bronze	\$ 264
MT741/CPB	Polished Chrome	\$ 84
MT741/MB	Matte Black	\$ 223
MT741/ORB	Oil Rubbed Bronze	\$ 187
MT741/PN	Polished Nickel	\$ 111
MT741/ULB	Unlacquered Brass	\$ 84
MT741/VB	Venetian Bronze	\$ 187

Group 1 Finishes

All Group 1 Finishes **\$ 223**

Group 2 Finishes

All Group 2 Finishes **\$ 264**

EZ-CLICK™ Soft Touch Round Lavatory Drain - without Overflow

MT742

A soft touch lavatory drain for sinks and vessels without overflow. Fully plated brass drain body and tailpiece. Features EZ-Click™ round pop-up drain mechanism.

- Tailpiece measures 8" Long x 1-1/4" O.D.
- Drain Opening 1-1/2" diameter
- 4" Drain Body
- Comes Without Overflow

Standard Finishes


MT742/BRN	Brushed Nickel	\$ 111
MT742/CHBRZ	Champagne Bronze	\$ 264
MT742/CPB	Polished Chrome	\$ 84
MT742/MB	Matte Black	\$ 223
MT742/ORB	Oil Rubbed Bronze	\$ 187
MT742/PN	Polished Nickel	\$ 111
MT742/ULB	Unlacquered Brass	\$ 84
MT742/VB	Venetian Bronze	\$ 187

Group 1 Finishes

All Group 1 Finishes **\$ 223**

Group 2 Finishes

All Group 2 Finishes **\$ 264**



Dome Style Round Lavatory Drain - with Overflow & Stationary Dome

MT744-3

Dome style lavatory drain for sinks and vessels with overflow. Fully plated brass drain body and tailpiece. Features a stationary round dome.

- Tailpiece measures 8" Long x 1-1/4" O.D.
- Drain Opening 1-1/2" diameter
- 4" Drain Body
- Max Sink 2-1/4" Thick
- With Overflow
- Does Not Seal Water

Standard Finishes

MT744-3/BRN	Brushed Nickel	\$ 208
MT744-3/CHBRZ	Champagne Bronze	\$ 389
MT744-3/CPB	Polished Chrome	\$ 174
MT744-3/MB	Matte Black	\$ 279
MT744-3/ORB	Oil Rubbed Bronze	\$ 228
MT744-3/PN	Polished Nickel	\$ 208
MT744-3/ULB	Unlacquered Brass	\$ 174
MT744-3/VB	Venetian Bronze	\$ 228

Group 1 Finishes

All Group 1 Finishes **\$ 279**

Group 2 Finishes

All Group 2 Finishes **\$ 389**



Dome Style Round Lavatory Drain - without Overflow & Stationary Dome

MT744-2

Dome style lavatory drain for sinks and vessels without overflow. Fully plated brass drain body and tailpiece. Features a stationary round dome.

- Tailpiece measures 8" Long x 1-1/4" O.D.
- Drain Opening 1-1/2" diameter
- 4" Drain Body
- Max Sink 2-1/4" Thick
- Without Overflow
- Does Not Seal Water

Standard Finishes


MT744-2/BRN	Brushed Nickel	\$ 208
MT744-2/CHBRZ	Champagne Bronze	\$ 389
MT744-2/CPB	Polished Chrome	\$ 174
MT744-2/MB	Matte Black	\$ 279
MT744-2/ORB	Oil Rubbed Bronze	\$ 228
MT744-2/PN	Polished Nickel	\$ 208
MT744-2/ULB	Unlacquered Brass	\$ 174
MT744-2/VB	Venetian Bronze	\$ 228

Group 1 Finishes

All Group 1 Finishes **\$ 279**

Group 2 Finishes

All Group 2 Finishes **\$ 389**



Dome Style Round Lavatory Drain - with Overflow & EZ-CLICK™ Soft Touch Dome

MT745-3

Dome style, soft touch lavatory drain for sinks and vessels with overflow. Fully plated brass drain body and tailpiece. Features EZ-Click™ round dome pop-up drain mechanism.

- Tailpiece measures 8" Long x 1-1/4" O.D.
- Drain Opening 1-1/2" diameter
- 4" Drain Body
- Max Sink 2-1/4" Thick
- With Overflow
- Seals Water

Standard Finishes


MT745-3/BRN	Brushed Nickel	\$ 208
MT745-3/CHBRZ	Champagne Bronze	\$ 389
MT745-3/CPB	Polished Chrome	\$ 174
MT745-3/MB	Matte Black	\$ 279
MT745-3/ORB	Oil Rubbed Bronze	\$ 228
MT745-3/PN	Polished Nickel	\$ 208
MT745-3/ULB	Unlacquered Brass	\$ 174
MT745-3/VB	Venetian Bronze	\$ 228

Group 1 Finishes

All Group 1 Finishes **\$ 279**

Group 2 Finishes

All Group 2 Finishes **\$ 389**



Dome Style Round Lavatory Drain - without Overflow & EZ-CLICK™ Soft Touch Dome

MT745-2

Dome style, soft touch lavatory drain for sinks and vessels without overflow. Fully plated brass drain body and tailpiece. Features EZ-Click™ round dome pop-up drain mechanism.

- Tailpiece measures 8" Long x 1-1/4" O.D.
- Drain Opening 1-1/2" diameter
- 4" Drain Body
- Max Sink 2-1/4" Thick
- Without Overflow
- Seals Water

Standard Finishes

MT745-2/BRN	Brushed Nickel	\$ 208
MT745-2/CHBRZ	Champagne Bronze	\$ 389
MT745-2/CPB	Polished Chrome	\$ 174
MT745-2/MB	Matte Black	\$ 279
MT745-2/ORB	Oil Rubbed Bronze	\$ 228
MT745-2/PN	Polished Nickel	\$ 208
MT745-2/ULB	Unlacquered Brass	\$ 174
MT745-2/VB	Venetian Bronze	\$ 228

Group 1 Finishes

All Group 1 Finishes **\$ 279**

Group 2 Finishes

All Group 2 Finishes **\$ 389**



Lift & Turn Lavatory Grid Drain - with Overflow

MT750

Our all-brass lift and turn lavatory drain is designed for sinks and vessels with overflow. Not for use with thin metal sinks. Completely plated for exposed applications. A classic look for that classic touch!

- Tailpiece measures 8" Long x 1-1/4" O.D.
- Drain Opening 1-1/2" diameter
- 2-1/2" Threaded Drain Body
- Comes With Overflow

Standard Finishes

MT750/BRN	Brushed Nickel	\$ 150
MT750/CHBRZ	Champagne Bronze	\$ 281
MT750/CPB	Polished Chrome	\$ 120
MT750/MB	Matte Black	\$ 201
MT750/ORB	Oil Rubbed Bronze	\$ 173
MT750/PN	Polished Nickel	\$ 150
MT750/ULB	Unlacquered Brass	\$ 120
MT750/VB	Venetian Bronze	\$ 173

Group 1 Finishes

All Group 1 Finishes **\$ 201**

Group 2 Finishes

All Group 2 Finishes **\$ 281**

Lift & Turn Lavatory Grid Drain - without Overflow

MT760

Our all-brass lift and turn lavatory drain is designed for sinks and vessels without overflow. Not for use with thin metal sinks. Completely plated for exposed applications. A classic look for that classic touch!

- Tailpiece measures 8" Long x 1-1/4" O.D.
- Drain Opening 1-1/2" diameter
- 4" Threaded Drain Body
- Comes Without Overflow

Standard Finishes

MT760/BRN	Brushed Nickel	\$ 150
MT760/CHBRZ	Champagne Bronze	\$ 281
MT760/CPB	Polished Chrome	\$ 120
MT760/MB	Matte Black	\$ 201
MT760/ORB	Oil Rubbed Bronze	\$ 173
MT760/PN	Polished Nickel	\$ 150
MT760/ULB	Unlacquered Brass	\$ 120
MT760/VB	Venetian Bronze	\$ 173

Group 1 Finishes

All Group 1 Finishes **\$ 201**

Group 2 Finishes

All Group 2 Finishes **\$ 281**



Finger Touch with Overflow

MT743-3

A finger touch lavatory drain for sinks and vessels with overflow. Fully plated brass drain body and tailpiece. Features round flip drain that opens and closes.

- Tailpiece measures 8" Long x 1-1/4" O.D.
- Drain Opening 1-1/2" diameter
- 4" Threaded Drain Body
- Comes With Overflow

Standard Finishes

MT743-3/BRN	Brushed Nickel	\$ 166
MT743-3/CHBRZ	Champagne Bronze	\$ 273
MT743-3/CPB	Polished Chrome	\$ 157
MT743-3/MB	Matte Black	\$ 227
MT743-3/ORB	Oil Rubbed Bronze	\$ 197
MT743-3/PN	Polished Nickel	\$ 166
MT743-3/ULB	Unlacquered Brass	\$ 157
MT743-3/VB	Venetian Bronze	\$ 197

Group 1 Finishes

All Group 1 Finishes **\$ 227**

Group 2 Finishes

All Group 2 Finishes **\$ 273**

Finger Touch without Overflow

MT743

A finger touch lavatory drain for sinks and vessels without overflow. Fully plated brass drain body and tailpiece. Features round flip drain that opens and closes.

- Tailpiece measures 8" Long x 1-1/4" O.D.
- Drain Opening 1-1/2" diameter
- 4" Threaded Drain Body
- Comes Without Overflow

Standard Finishes


MT743/BRN	Brushed Nickel	\$ 166
MT743/CHBRZ	Champagne Bronze	\$ 273
MT743/CPB	Polished Chrome	\$ 157
MT743/MB	Matte Black	\$ 227
MT743/ORB	Oil Rubbed Bronze	\$ 197
MT743/PN	Polished Nickel	\$ 166
MT743/ULB	Unlacquered Brass	\$ 157
MT743/VB	Venetian Bronze	\$ 197

Group 1 Finishes

All Group 1 Finishes **\$ 227**

Group 2 Finishes

All Group 2 Finishes **\$ 273**



12" Lavatory Drain Tailpiece - Threaded on Both Ends



MT326TP

A 1-1/4" x 12" tailpiece threaded on both ends. Replacement for shorter tailpieces on most manufacturer's lavatory drains with a threaded tailpiece. May be cut to appropriate size.

- 17 Gauge Tailpiece
- 1-1/4" - 27 Threads on both ends

Standard Finishes

MT326TP/BRN	Brushed Nickel	\$ 100
MT326TP/CHBRZ	Champagne Bronze	\$ 162
MT326TP/CPB	Polished Chrome	\$ 73
MT326TP/MB	Matte Black	\$ 117
MT326TP/ORB	Oil Rubbed Bronze	\$ 110
MT326TP/PN	Polished Nickel	\$ 100
MT326TP/ULB	Unlacquered Brass	\$ 73
MT326TP/VB	Venetian Bronze	\$ 110

Group 1 Finishes

All Group 1 Finishes **\$ 117**

Group 2 Finishes

All Group 2 Finishes **\$ 162**

Solid Brass Spacer with Washer for Glass Sinks



MTDISC

Spacer disk for use with vessels for countertop installation.

- 2-3/4" O.D. X 1-3/4" I.D. X 5/8" High
- 1-3/4" hole required in glass sink

Standard Finishes

MTDISC/BRN	Brushed Nickel	\$ 104
MTDISC/CHBRZ	Champagne Bronze	\$ 156
MTDISC/CPB	Polished Chrome	\$ 101
MTDISC/MB	Matte Black	\$ 126
MTDISC/ORB	Oil Rubbed Bronze	\$ 110
MTDISC/PN	Polished Nickel	\$ 104
MTDISC/ULB	Unlacquered Brass	\$ 101
MTDISC/VB	Venetian Bronze	\$ 110

Group 1 Finishes

All Group 1 Finishes **\$ 126**

Group 2 Finishes

All Group 2 Finishes **\$ 156**

Notes:



Slip Joint Tailpiece Extension Tube for Lavatory Drains

MT328SJ

A 1-1/4" x 8", 17 gauge Slip Joint Tailpiece Extension Tube for standard P-Traps

Compatible with all Mountain Plumbing lavatory drains

Also compatible with most other manufacturer's lavatory drains

Standard Finishes

MT328SJ/BRN	Brushed Nickel	\$ 78
MT328SJ/CHBRZ	Champagne Bronze	\$ 166
MT328SJ/CPB	Polished Chrome	\$ 64
MT328SJ/MB	Matte Black	\$ 118
MT328SJ/ORB	Oil Rubbed Bronze	\$ 100
MT328SJ/PN	Polished Nickel	\$ 78
MT328SJ/ULB	Unlacquered Brass	\$ 64
MT328SJ/VB	Venetian Bronze	\$ 100

Group 1 Finishes

All Group 1 Finishes **\$ 118**

Group 2 Finishes

All Group 2 Finishes **\$ 166**



European Slip Joint Tailpiece Extension Tube for Lavatory Drains

MT329ESJ

Our European Slip Joint Tailpiece Extension Tube for Lavatory Drains is designed to adapt euro-style lavatory drains to connect to 1-1/4" P-Traps

- Comes with 1-1/4" BSP thread
- Tailpiece measures 4-3/4"

Standard Finishes

MT329ESJ/BRN	Brushed Nickel	\$ 75
MT329ESJ/CHBRZ	Champagne Bronze	\$ 140
MT329ESJ/CPB	Polished Chrome	\$ 64
MT329ESJ/MB	Matte Black	\$ 99
MT329ESJ/ORB	Oil Rubbed Bronze	\$ 83
MT329ESJ/PN	Polished Nickel	\$ 75
MT329ESJ/ULB	Unlacquered Brass	\$ 64
MT329ESJ/VB	Venetian Bronze	\$ 83

Group 1 Finishes

All Group 1 Finishes **\$ 99**

Group 2 Finishes

All Group 2 Finishes **\$ 140**

Notes:

