

Decorative Metal Finishes



Standard

BRN / Brushed Nickel
 BRS / Brushed Stainless Steel
 CHBRZ / Champagne Bronze
 CPB / Polished Chrome
 MB / Matte Black
 ORB / Oil Rubbed Bronze
 PN / Polished Nickel
 PS / Polished Stainless Steel

PVDBRN / PVD Brushed Nickel
 PVDPN / PVD Polished Nickel
 SS / Stainless Steel
 ULB / Unlacquered Brass
 VB / Venetian Bronze

Group 1

AB / Antique Brass
 ACP / Antique Copper

PCP / Polished Copper
 PEW / Pewter
 SB / Satin Brass
 SC / Satin Chrome
 WCP / Weathered Copper


Group 2

BN / Black Nickel
 EB / English Bronze


FG / French Gold
 GPB / Polished Gold
 PVD / Polished Brass
 PVDBB / PVD Brushed Bronze
 PVDORB / PVD Oil Rubbed Bronze
 SG / Satin Gold
 TB / Tuscan Brass

Please Note: Finishes shown on these pages are a printed representation of the actual finishes we offer. Due to the printing process there is a slight variation between the printed samples shown here and how they appear on the actual product.

Plastic Finishes (Xenoy Molded Plastic)



Granite Finishes (Xenoy Molded Plastic)



Plastic Finishes

BL / Black
BNE / Bone
BT / Biscuit
IW / Ice White
PW / Polar White
WH / White
CPP / Polished Chrome

Granite Finishes

CPNE / Champagne
PWG / Polar White Granite
MLB / Matte Lava Black
SLB / Shiny Lava Black

Featured Kitchen Products for 2020



Perfect Grind®
Waste Disposers
Page 27 - 29

Available
1st Quarter
2020

NEW!



MT641-D
Digital Hot Tank
Page 59



NEW!

Duet Finish
Accessory Faucets
Page 57 - 58



NEW!

3,000 Gallon
Full Flow Filter
Page 62



NEW!

New Air
Switch Styles
Page 32



NEW!

MT6LD
Safety Valve-Leak
Detector
Page 60



MT300
Kitchen Sink Strainer
Page 41



Soap/Lotion
Dispensers
Page 54 - 55

Featured Bathroom Products for 2020



MTRRP
Rain Rail Plus
Page 118

NEW!



Multi-Function
Hand Showers
Page 113

NEW!



Traditional
Waterway Elbow
Page 115

NEW!




MT2000-2
Duet Bottle Trap
Page 227 - 228

NEW!



Rectangular Shower
Drain Body
Page 130

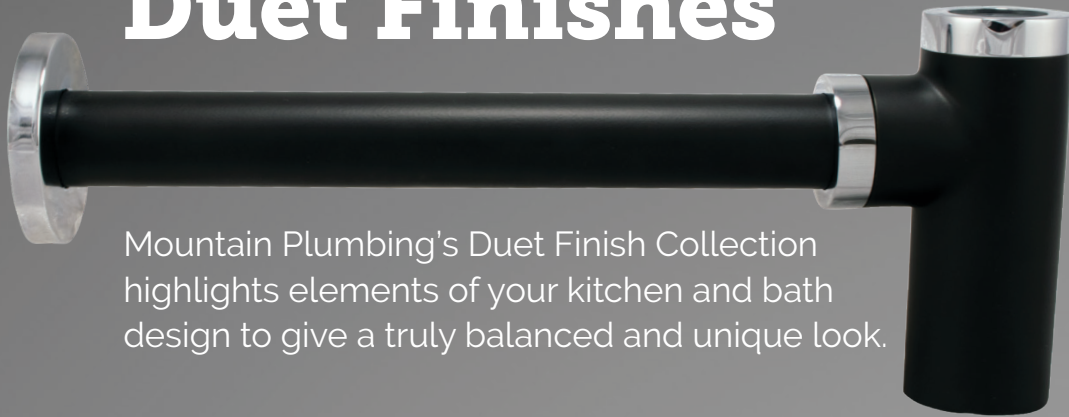
NEW!



Select Series
Shower Drains
Page 125 - 126



Introducing Duet Finishes



Mountain Plumbing's Duet Finish Collection highlights elements of your kitchen and bath design to give a truly balanced and unique look.

Available on the Following Products

Pages
66 - 67
78 - 79
90 - 91



MT1830 & MT1840 Series
Accessory Faucets



Page 31

MT957R
Air Switch



Pages 41 & 45

MT300 & MT200EV
Sink Strainers

Page 144



MT5003L-NL
Lever Angle Valve

New Knurled Accents Available!

Intricate diamond knurling adds richness and depth to the design of your faucet.



MT2000-2
Bottle Trap

Page 230

Available Base Finish:

Matte Black (MB)

Available Accent Finishes:

Brushed Nickel (BRN), Polished Chrome (CPB),
Polished Nickel (PN), Champagne Bronze (CHBRZ)

Duet Finish Combinations



Base:
Matte Black (MB)

Accent:
Brushed Nickel (BRN)



Base:
Matte Black (MB)

Accent:
Polished Chrome (CPB)



Base:
Matte Black (MB)

Accent:
Polished Nickel (PN)





Base:
Matte Black (MB)

Accent:
Champagne Bronze (CHBRZ)

Ordering Duet Products

All Duet products come with Matte Black as the base finish.
To order please use the following three step instructions:

1. Find the Product You Want in a Duet Finish			2. Select Accent Finish & Use Model # Below to Order			
Standard Model #	Product Name	Page	Brushed Nickel	Polished Chrome	Polished Nickel	Champagne Bronze
MT2000-2	Decorative Bottle Trap with Clean-Out Plug	230	MT2000-2D/BRN	MT2000-2D/CPB	MT2000-2D/PN	MT2000-2D/CHBRZ
MT5003L-NL	Lever Handle Angle Valve	144	MT5003L-NLD/BRN	MT5003L-NLD/CPB	MT5003L-NLD/PN	MT5003L-NLD/CHBRZ
MT300	Classic 3-1/2" Deluxe Stemball Kitchen Strainer	41	MT300D/BRN	MT300D/CPB	MT300D/PN	MT300D/CHBRZ
MT200EV	Complete Stopper & Strainer Unit Waste Disposer Trim	45	MT200EVD/BRN	MT200EVD/CPB	MT200EVD/PN	MT200EVD/CHBRZ
MT202	Extended Flange Stopper & Strainer Unit Waste Disposer Trim	45	MT202D/BRN	MT202D/CPB	MT202D/PN	MT202D/CHBRZ
MT957R	Round Deluxe Raised Air Switch with Freedom Mount	31	MT957RD/BRN	MT957RD/CPB	MT957RD/PN	MT957RD/CHBRZ
MT1830-NL	Hot Water Faucet - Contemporary Round Body (90° Spout)	66	MT1830-NLD/PVDBRN	MT1830-NLD/CPB	MT1830-NLD/PVDPN	MT1830-NLD/CHBRZ
MT1840-NL	Hot Water Faucet - Contemporary Round Body	67	MT1840-NLD/PVDBRN	MT1840-NLD/CPB	MT1840-NLD/PVDPN	MT1840-NLD/CHBRZ
MT1831-NL	Hot & Cold Faucet - Contemporary Round Body (90° Spout)	78	MT1831-NLD/PVDBRN	MT1831-NLD/CPB	MT1831-NLD/PVDPN	MT1831-NLD/CHBRZ
MT1841-NL	Hot & Cold Faucet - Contemporary Round Body	79	MT1841-NLD/PVDBRN	MT1841-NLD/CPB	MT1841-NLD/PVDPN	MT1841-NLD/CHBRZ
MT1833-NL	Point-of-Use Faucet - Contemporary Round Body (90° Spout)	90	MT1833-NLD/PVDBRN	MT1833-NLD/CPB	MT1833-NLD/PVDPN	MT1833-NLD/CHBRZ
MT1843-NL	Point-of-Use Faucet - Contemporary Round Body	91	MT1843-NLD/PVDBRN	MT1843-NLD/CPB	MT1843-NLD/PVDPN	MT1843-NLD/CHBRZ
Products with Knurling						
MT1830-NL	Hot Water Faucet - Contemporary Round Body (90° Spout)	66	MT1830-NLDK/PVDBRN	MT1830-NLDK/CPB	MT1830-NLDK/PVDPN	MT1830-NLDK/CHBRZ
MT1840-NL	Hot Water Faucet - Contemporary Round Body	67	MT1840-NLDK/PVDBRN	MT1840-NLDK/CPB	MT1840-NLDK/PVDPN	MT1840-NLDK/CHBRZ
MT1831-NL	Hot & Cold Faucet - Contemporary Round Body (90° Spout)	78	MT1831-NLDK/PVDBRN	MT1831-NLDK/CPB	MT1831-NLDK/PVDPN	MT1831-NLDK/CHBRZ
MT1841-NL	Hot & Cold Faucet - Contemporary Round Body	79	MT1841-NLDK/PVDBRN	MT1841-NLDK/CPB	MT1841-NLDK/PVDPN	MT1841-NLDK/CHBRZ
MT1833-NL	Point-of-Use Faucet - Contemporary Round Body (90° Spout)	90	MT1833-NLDK/PVDBRN	MT1833-NLDK/CPB	MT1833-NLDK/PVDPN	MT1833-NLDK/CHBRZ
MT1843-NL	Point-of-Use Faucet - Contemporary Round Body	91	MT1843-NLDK/PVDBRN	MT1843-NLDK/CPB	MT1843-NLDK/PVDPN	MT1843-NLDK/CHBRZ

Look for the  and  icon to find products available in Duet Finishes and Knurled Handles throughout the 2020 Price Book

Perfect Grind® Waste Disposers

Water Appliances Introduction **23**
Title Page **24**
Duet Finishes - Air Switch **25 - 26**
Perfect Grind® Waste Disposers **27 - 29**
Air Switches **30 - 35**
Complete Kitchen Sink Packages **36**

Filters, Faucets, & Water Appliances

Title Page **56**
Duet Finishes - Accessory Faucets **57 - 58**
Little Gourmet® Hot Water Dispenser **59**
Mountain Chill® Water Chiller **60**
Safety Valve-Leak Detector **60**
Mountain Pure® Water Filtration **61 - 63**
Mini Faucets Overview **64**
Hot Water Faucets
Francis Anthony Collection **65 - 68**
Additional Collections **69 - 70**
Francis Anthony + Little Gourmet® **71 - 73**
Standard + Little Gourmet® **74 - 76**
Hot & Cold Water Faucets
Francis Anthony Collection **77 - 80**
Additional Collections **81 - 82**
Francis Anthony + Little Gourmet® **83 - 85**
Standard + Little Gourmet® **86 - 88**
Point-of-Use Drinking Faucets
Francis Anthony Collection **89 - 92**
Additional Collections **93 - 97**
Francis Anthony + Mountain Pure® **98 - 100**
Faucet Air Gaps **101**

Valves & Stops

Title Page **136**
Duet Finishes - Valve **137 - 138**
Angle/Straight **139 - 146**
Angle/Straight Sweat **147 - 150**
Safety Valve-Leak Detector **151**

Opening Sections

Front Cover
Decorative Metal Finishes **1**
Plastic Finishes **2**
Featured Products **3 - 4**
Duet Finish Collection **5 - 6**
Product Table of Contents **7 - 8**
Fixture Table of Contents **9 - 10**
Fixture Diagrams **11 - 21**

Kitchen Accessories

Title Page **38**
Duet Finishes - Sink Strainers **39 - 40**
Sink Strainers **41 - 44**
Waste Disposer Trims **45 - 49**
Waste Disposer Trim Parts **50**
Plastic Waste Disposer Trims **51**
Plastic Sink Strainers **51**
Air Gaps **52 - 53**
Sink Hole Cover **53**
Soap/Lotion Dispensers **54 - 55**

Shower Heads, Arms, Drains, Grids, & Accessories

Title Page **102**
Mountain Re-Vive™ Shower Products **103 - 120**
Mountain Re-Vive™ Shower Drains
Designer Series **121 - 124**
Select Series **125 - 126**
Shower Grids **127 - 129**
Shower Drain Bodies **130**
Complete Shower Drains **131 - 134**

Product Table of Contents

Explore through our product category sections above to find the Mountain Plumbing part to put the finishing touch on all of your projects.



Fixture Planning Diagrams

Use our fixture planning diagrams to simplify your product selection and complete your design.

Page 11 - 21

Decorative Lavatory Drains

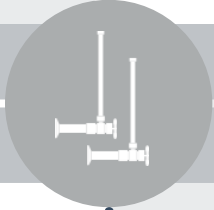
Title Page **214**
 Decorative Drains for Vessel, Glass,
 & Lavatory Sinks **215 - 223**
 Lavatory Drain Parts **223 - 225**

Toilet Tank Levers

Title Page **238**
 Kohler **239 - 240**
 TOTO **240 - 242**
 Icera **242**
 AXENT **242**
 Wax Rings **242**

Closing Sections

Index **268 - 270**
 CA Prop 65 Warning **271**
 Terms & Conditions **272**
 Limited Warranty **273 - 274**
 Back Cover



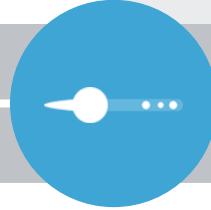
Supply Kits & Parts

Title Page **152**
 Supply Parts **153 - 156**
 Lavatory Supply Kit
 Angle/Straight **157 - 165**
 Angle Sweat **166 - 168**
 Lavatory Supply Kit - Bottle Trap
 Angle/Straight **169 - 173**
 Angle Sweat **174**
 Lavatory Supply Kit - P-Trap (1-1/4")
 Angle/Straight **174 - 177**
 Angle/Straight Sweat **178**
 Lavatory Supply Kit - P-Trap (1-1/2")
 Angle/Straight **179 - 182**
 Angle/Straight Sweat **182 - 183**
 Lavatory Supply Kit New England
 Angle/Straight **184 - 190**
 Angle/Straight Sweat **191 - 195**
 Toilet Supply Kits
 Angle/Straight **196 - 204**
 Angle/Straight Sweat **205 - 208**
 Corrugated **209 - 213**




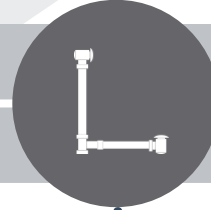
Decorative Lavatory Traps

Title Page **226**
 Duet Finishes - Bottle Trap **227 - 228**
 Bottle Traps **229 - 230**
 P-Traps **231 - 234**
 Lavatory Trap Parts **235 - 236**
 Lavatory Space Saving Trap **236**



Bath Waste & Overflow

DoubleFlex™ Feature **243**
 Immerse Feature **243**
 Title Page **244**
 DoubleFlex Adaptor **245**
 Schedule 40 Cable Operated **246 - 248**
 Schedule 20 Cable Operated **249 - 251**
 Brass Cable Operated **252 - 254**
 Cable Operated Body Only **254 - 255**
 Cable Operated Trim Kits **256 - 257**
 Brass Bath Waste & Overflow **258 - 259**
 Freestanding Bath Waste & Overflow **260**
 BWO Plumber's Half Kits **261 - 263**
 Bathtub Drains **264 - 267**
 Docking Station **267**

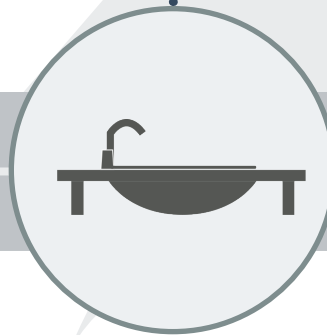
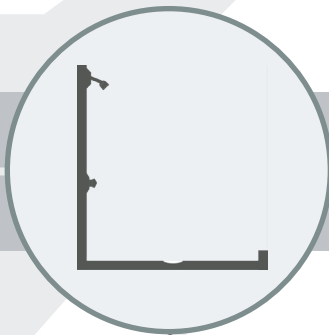
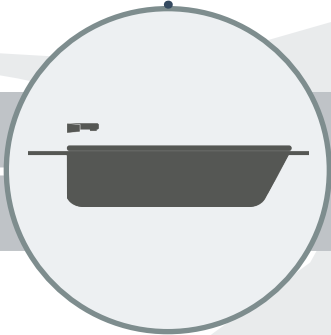


Bathtub

Bath Waste & Overflows **243 - 267**
Fixture Planning Diagrams **13 - 14**

Bathroom Sink

Soap/Lotion Dispensers **54 - 55**
Little Gourmet® Hot Water Dispenser **59**
Mountain Pure® Water Filtration **61 - 63**
Valves & Stops **136 - 151**
Lavatory Supply Parts **153 - 156**
Lavatory Supply Kits **157 - 195**
Decorative Lavatory Drains **214 - 225**
Decorative Lavatory Traps **226 - 236**
Lavatory Space Saving Trap **236**
Fixture Planning Diagram **16**



Shower

Mountain Re-Vive™ Shower Products **102 - 120**
Shower Grids & Drains **121 - 134**
Fixture Planning Diagram **15**

Pedestal Sink

Soap/Lotion Dispensers **54 - 55**
Valves & Stops **136 - 151**
Lavatory Supply Parts **153 - 156**
Lavatory Supply Kits **157 - 159**
Decorative Lavatory Drains **214 - 225**
Decorative Lavatory Traps **226 - 236**
Fixture Planning Diagram **17**

Fixture Table of Contents

Find all of the Mountain Plumbing Parts to put the finishing touch on all of your fixtures. Start with your fixture above to find the page sections for its associated parts.

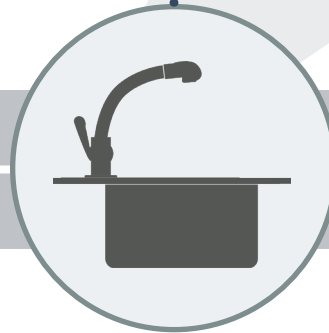
Toilet

Valves & Stops **136 - 151**
Toilet Supply Parts **153 - 156**
Toilet Supply Kits **196 - 213**
Toilet Tank Levers **238 - 242**
Wax Rings **242**
Fixture Planning Diagram **18**



Kitchen Sink

Perfect Grind® Waste Disposers **27 - 29**
Air Switches **30 - 35**
Sink Strainers & Disposer Trims **41 - 51**
Air Gaps & Sink Hole Cover **52 - 53**
Soap/Lotion Dispensers **54 - 55**
Little Gourmet® Hot Water Dispenser **59**
Mountain Chill® Water Chiller **60**
Mountain Pure® Water Filtration **61 - 63**
Hot Water Faucets **65 - 76**
Hot & Cold Water Faucets **77 - 88**
Point-of-Use Drinking Faucets **89 - 100**
Faucet Parts **101**
Valves & Stops **136 - 151**
Fixture Planning Diagram **20**



Bidet

Valves & Stops **136 - 151**
Toilet Supply Parts **153 - 156**
Toilet Supply Kits **196 - 213**
Wax Rings **242**
Fixture Planning Diagram **19**

Bar/Prep Sink

Perfect Grind® Waste Disposers **27 - 29**
Air Switches **30 - 35**
Sink Strainers & Disposer Trims **41 - 51**
Air Gaps & Sink Hole Cover **52 - 53**
Soap/Lotion Dispensers **54 - 55**
Little Gourmet® Hot Water Dispenser **59**
Mountain Chill® Water Chiller **60**
Mountain Pure® Water Filtration **61 - 63**
Hot Water Faucets **65 - 76**
Hot & Cold Water Faucets **77 - 88**
Point-of-Use Drinking Faucets **89 - 100**
Faucet Parts **101**
Valves & Stops **136 - 151**
Fixture Planning Diagram **21**



Fixture Planning Diagrams

Use our fixture planning diagrams to simplify your product selection and complete your design.

Page 11 - 21

Simplify Product Selection and

Complete Your Design


We have created these easy-to-use Fixture Planning Diagrams for you to ensure nothing is forgotten in your project. Simply photocopy these pages or you can download and print the PDF's from our website, www.mountainplumbing.com. Then choose all of the items you need from our catalog or online, add the model numbers to your diagram, and order your products.

Product Order List

This lists the products from Mountain Plumbing available to accessorize your kitchen or bath fixture. The list is color coded so you know what is needed and what you can add.

Additional Angles

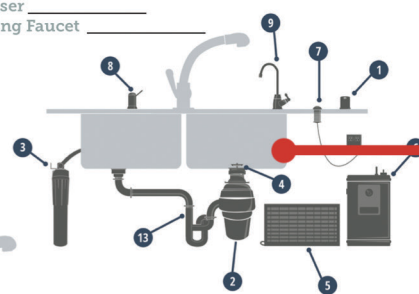
When needed, we show additional angles to your fixture to show products available and give you the most confidence when planning your project with Mountain Plumbing Products.



Kitchen Sink

Project Location: _____
 Date: _____
 Customer Name: _____
 Sales Order Number: _____

1. Kitchen Sink Accessories _____
2. Perfect Grind® _____
3. Full Flow Water Filter _____
4. Waste Disposer Trim _____
5. Mountain Chill® _____
6. Little Gourmet® _____
7. Air Switch _____
8. Soap/Lotion Dispenser _____
9. Point-of-Use Drinking Faucet _____



10. Supply Kit* _____
11. Mountain Pure® _____
12. Strainer Only _____
13. P-Trap* _____

■ Mandatory
■ Not Mandatory
■ Available as a Complete Kit

Need Additional Help? Visit the Mountain Plumbing Website for Our Live Customer Service Chat

Project Details

Add all project related details here to keep your project's purchasing process organized.

Detailed Diagrams

Each fixture's diagram shows all fixtures in light gray and Mountain Plumbing Products in dark gray to help put our products in context of where they go in your project's design.

Product Key

Each numbered list item is color coded depending if it is required or not required. This key shows which color means what to make the question "what do I need?" easy to answer.

How-To Use Fixture Planning Diagrams

Step 1	Identify the fixture you want accessorize. Download and print the Fixture Planning Diagram from our website or photocopy it from this Price Book.
Step 2	Fill in the project details in the top right of the Fixture Planning Diagram. This helps keep your project organized.
Step 3	Review your fixtures diagram and product list and circle the kitchen and bath products you want for your fixture.
Step 4	Use the Mountain Plumbing Fixture Table of Contents on pages 9 and 10 to browse and select your products for each kitchen and bath product you wanted in step 3. Place each product's model number in the spaces provided on your Fixture Planning Diagram.
Step 5	All done! All that's left is to order your Mountain Plumbing Products and complete your design.

Fixture Planning Diagrams

Section Contents

Bathtub **13**

Freestanding Bathtub **14**

Shower Stall **15**

Bath Sink **16**

Pedestal Sink **17**

Toilet **18**

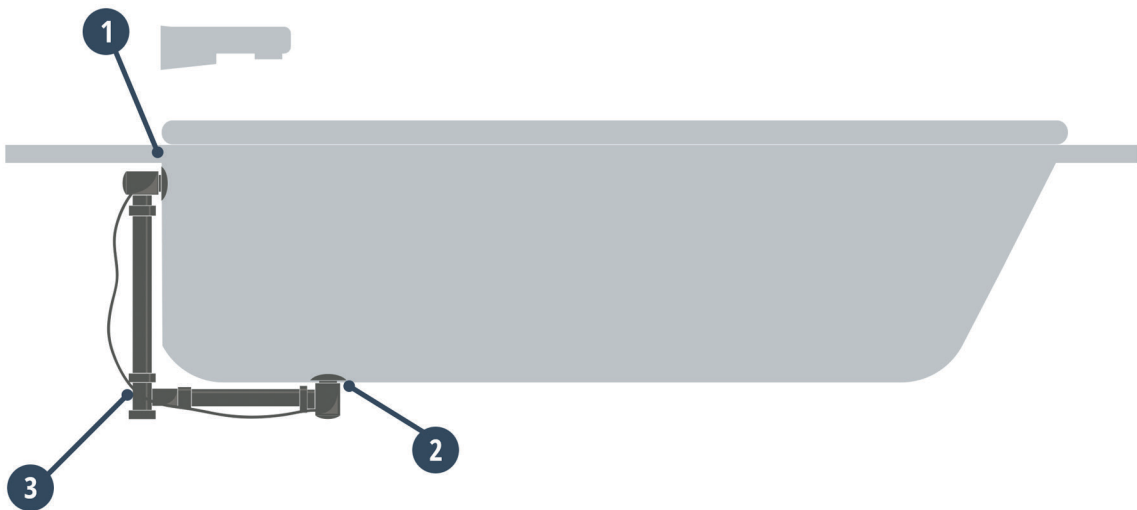
Bidet **19**

Kitchen Sink **20**

Bar/Prep Sink **21**

Project Location: _____
 Date: _____
 Customer Name: _____
 Sales Order Number: _____

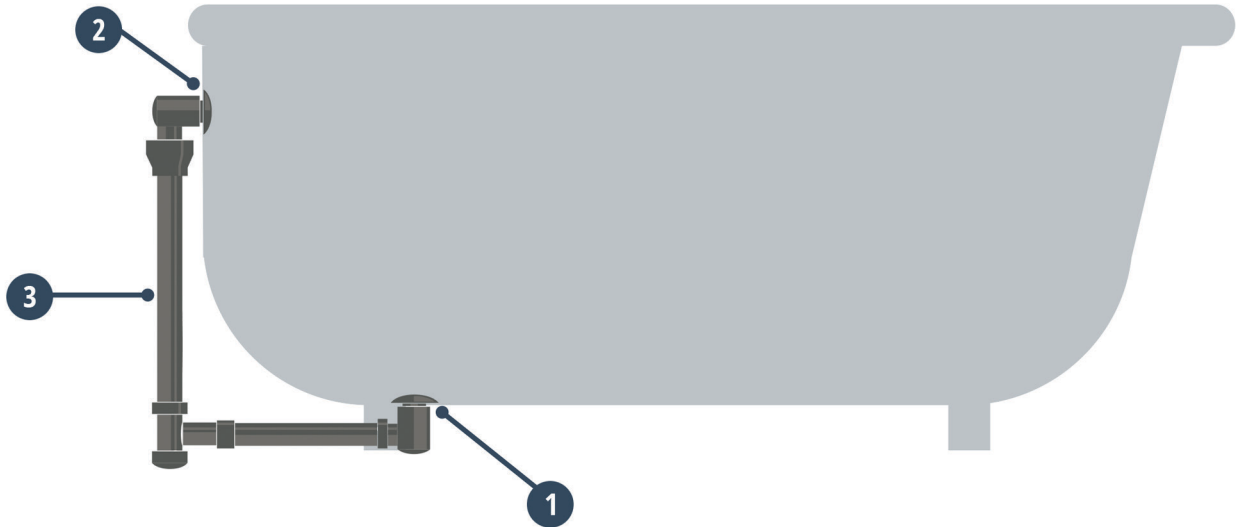
1. Overflow Trim _____
2. Drain Trim _____
3. Bath Waste & Overflow* _____



Mandatory
 Not Mandatory
 *Available as a Complete Kit

Project Location: _____
Date: _____
Customer Name: _____
Sales Order Number: _____

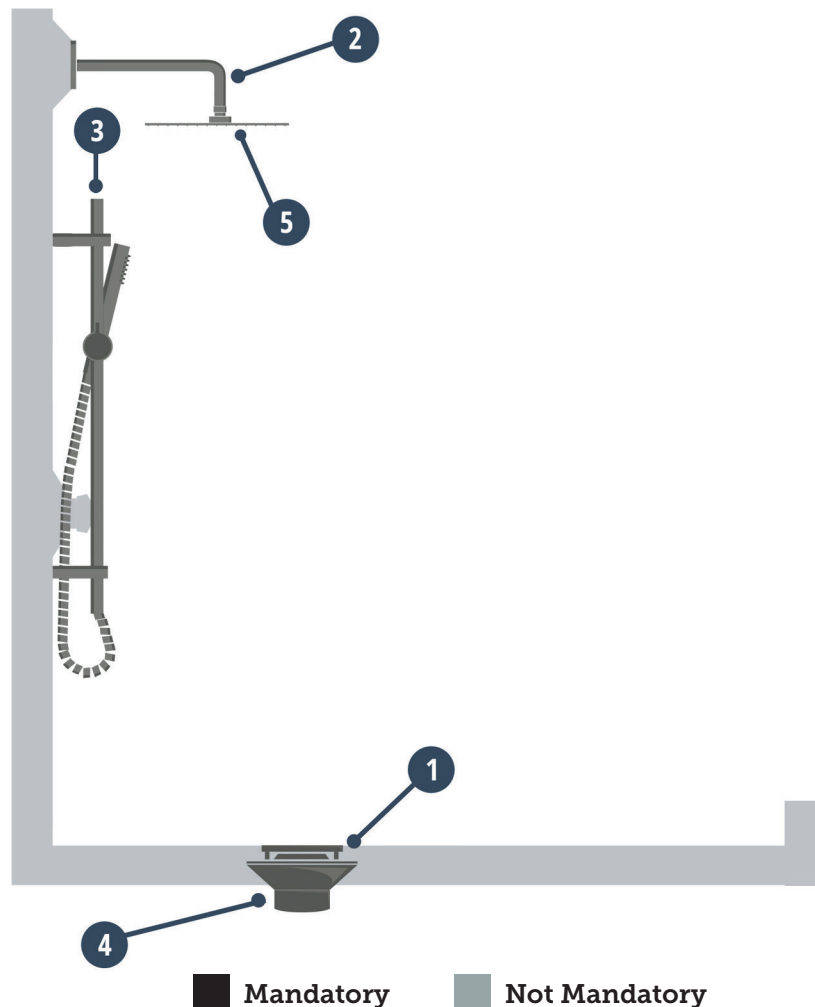
1. **Overflow Trim** _____
2. **Drain Trim** _____
3. **Bath Waste & Overflow*** _____



■ **Mandatory** ■ **Not Mandatory** *Available as a Complete Kit

Project Location: _____
 Date: _____
 Customer Name: _____
 Sales Order Number: _____

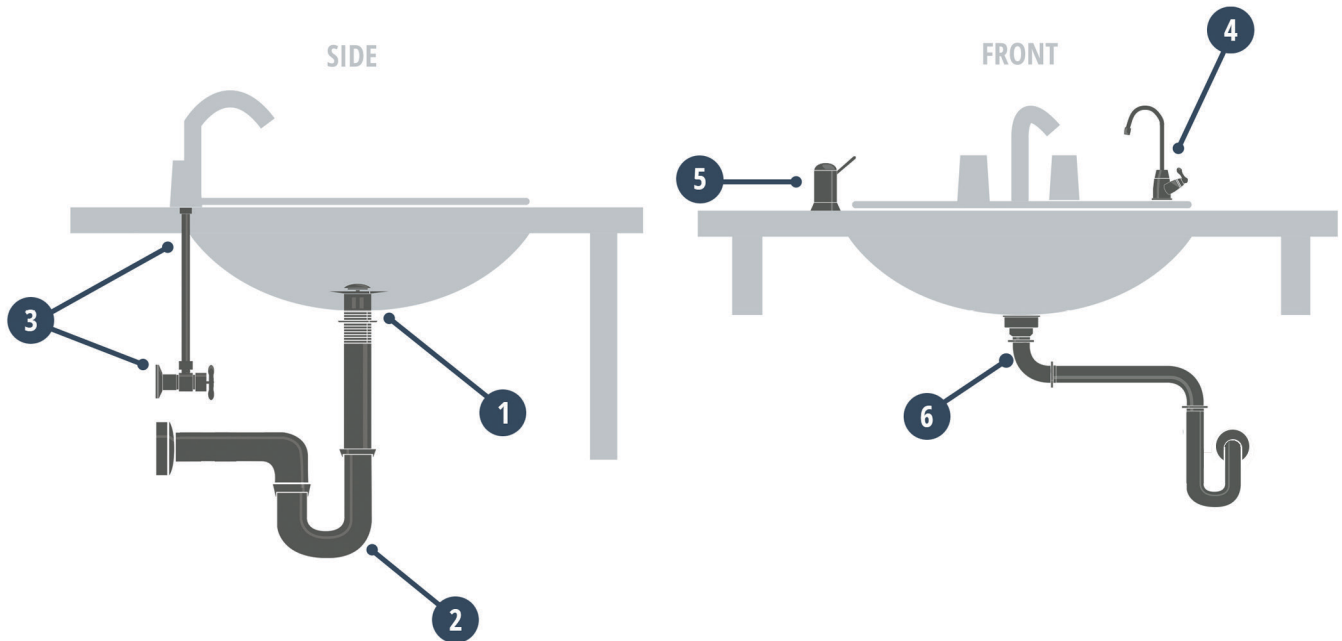
- 1. Drain Grid* _____
- 2. Shower Arm _____
- 3. Shower Rail & Handshower _____
- 4. Drain Body* _____
- 5. Shower Head _____



*Available as a Complete Kit

Project Location: _____
 Date: _____
 Customer Name: _____
 Sales Order Number: _____

1. Lavatory Drain (with or without Overflow)* _____
2. Lavatory Trap* _____
3. Lavatory Supply Kit* _____
4. Point-of-Use Faucet _____
5. Soap/Lotion Dispenser _____
6. Lavatory Space Saving Trap _____



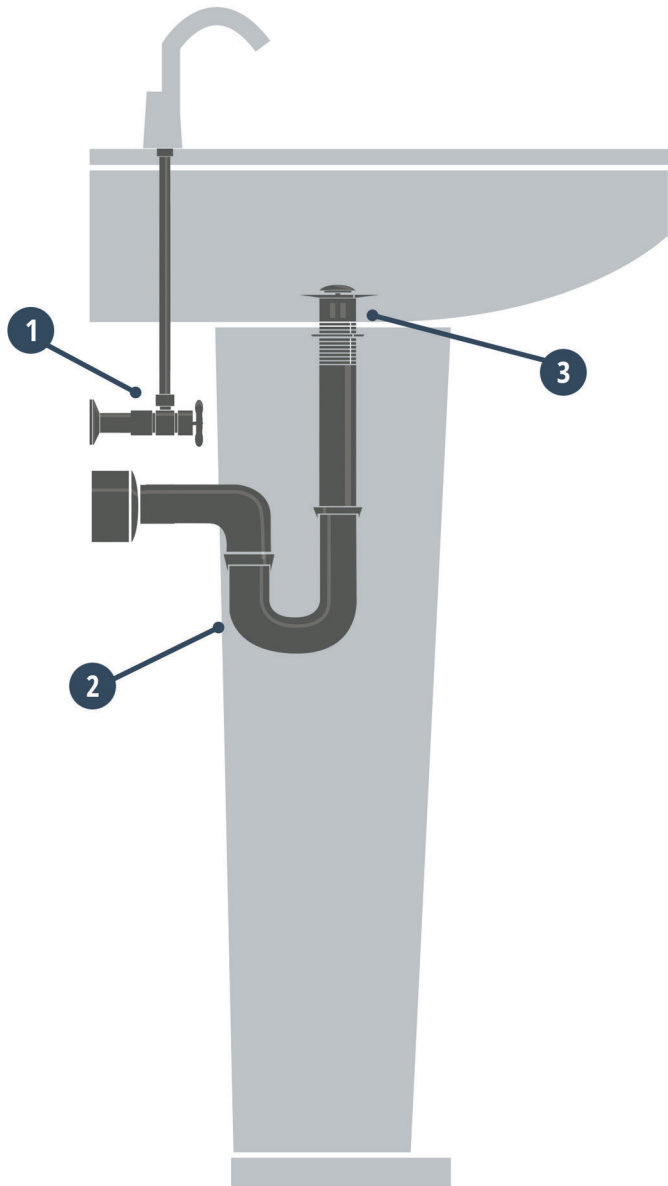
■ Mandatory

■ Not Mandatory

*Available as a Complete Kit

Project Location: _____
 Date: _____
 Customer Name: _____
 Sales Order Number: _____

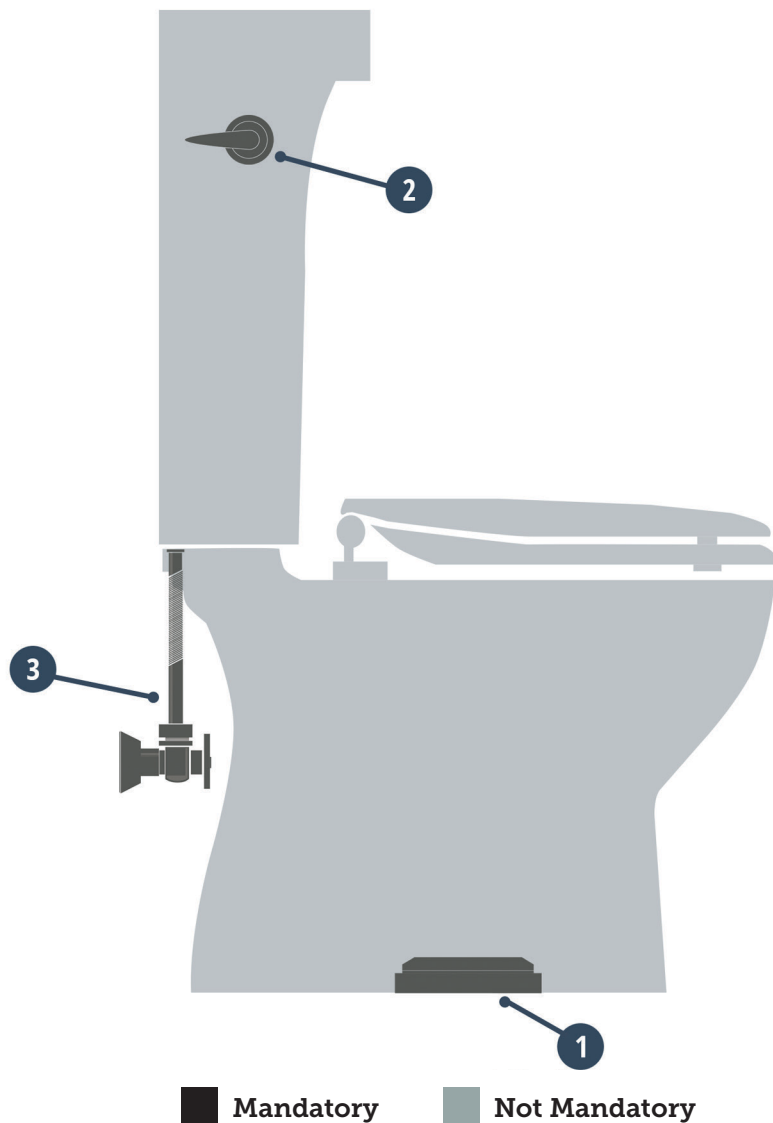
1. Lavatory Supply Kit _____
2. Decorative Lavatory Trap _____
3. Complete Lavatory Drain _____



■ Mandatory ■ Not Mandatory

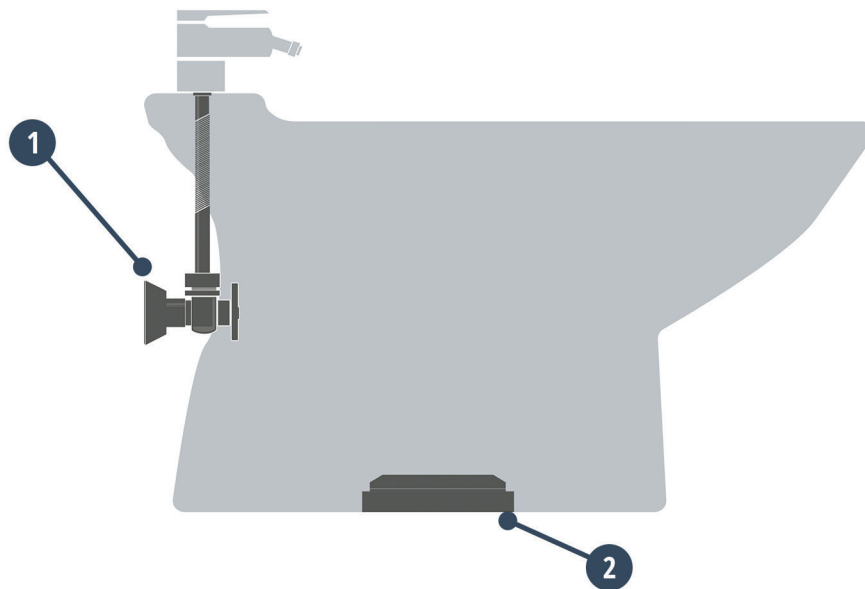
Project Location: _____
Date: _____
Customer Name: _____
Sales Order Number: _____

- 1. Wax Ring _____
- 2. Toilet Tank Lever _____
- 3. Toilet Supply Kit _____



Project Location: _____
Date: _____
Customer Name: _____
Sales Order Number: _____

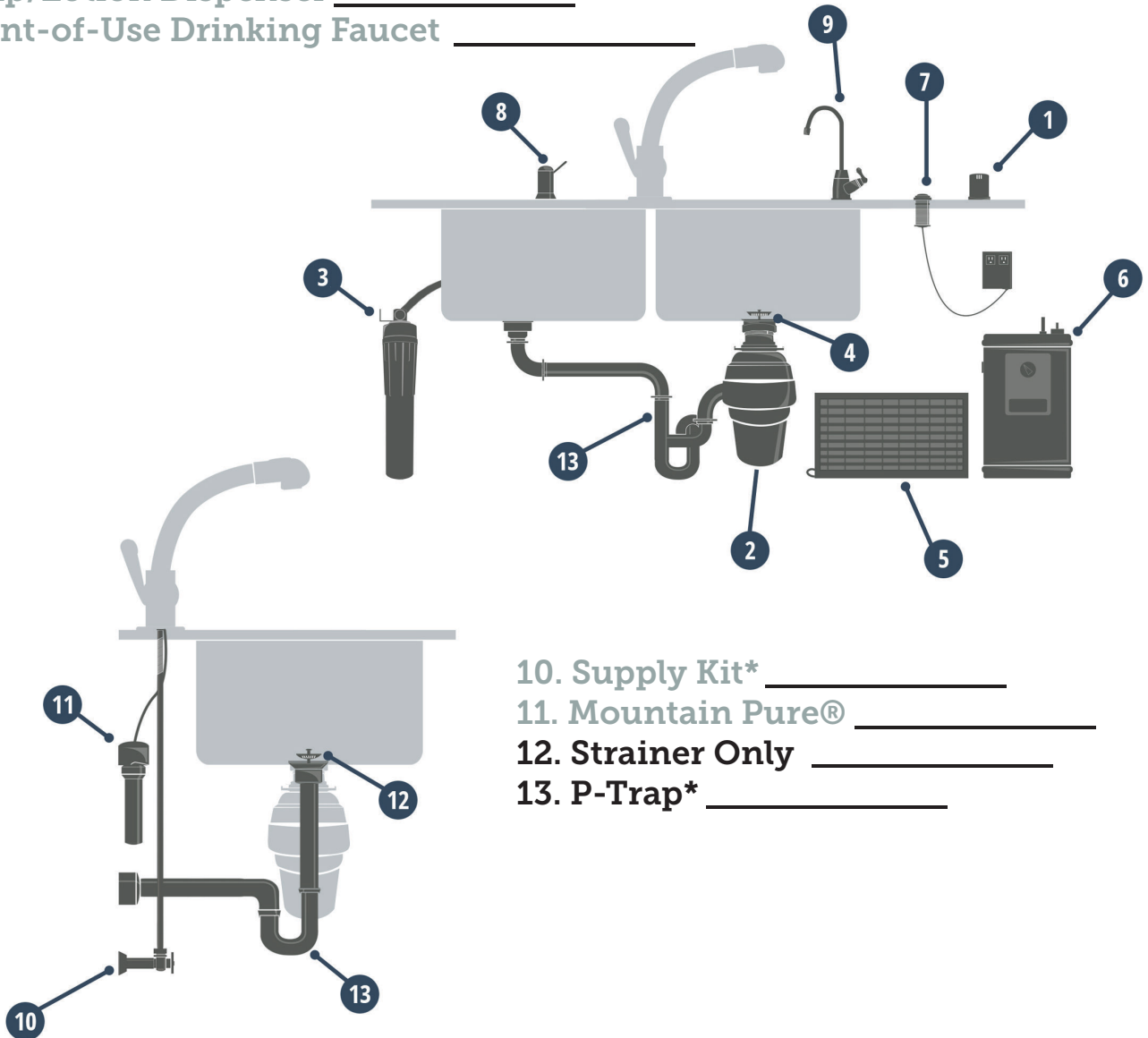
- 1. Toilet Supply Kit _____
- 2. Wax Ring _____



■ Mandatory ■ Not Mandatory

Project Location: _____
 Date: _____
 Customer Name: _____
 Sales Order Number: _____

- 1. Kitchen Sink Accessories _____
- 2. Perfect Grind® _____
- 3. Full Flow Water Filter _____
- 4. Waste Disposer Trim _____
- 5. Mountain Chill® _____
- 6. Little Gourmet® _____
- 7. Air Switch _____
- 8. Soap/Lotion Dispenser _____
- 9. Point-of-Use Drinking Faucet _____



- 10. Supply Kit* _____
- 11. Mountain Pure® _____
- 12. Strainer Only _____
- 13. P-Trap* _____

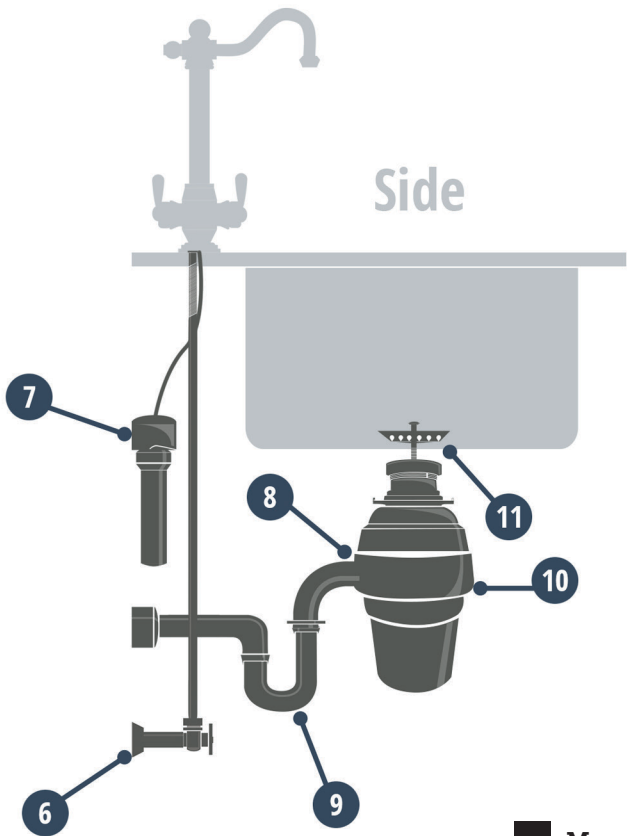
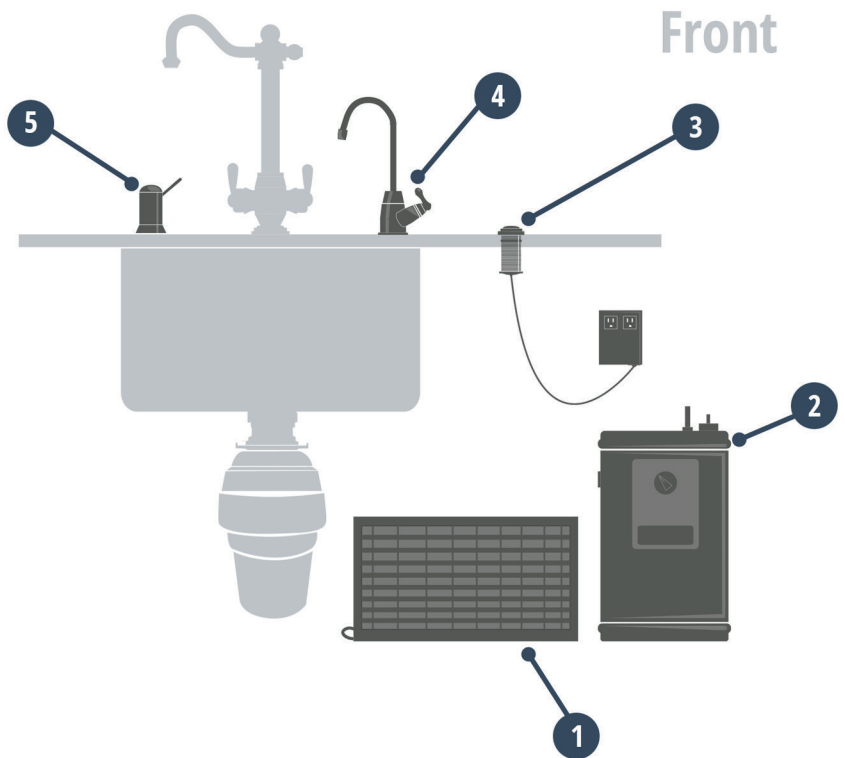
■ Mandatory

■ Not Mandatory

*Available as a Complete Kit

Project Location: _____
 Date: _____
 Customer Name: _____
 Sales Order Number: _____

1. Mountain Chill® _____
2. Little Gourmet® _____
3. Air Switch _____
4. Point-of-Use Drinking Faucet _____
5. Soap/Lotion Dispenser _____



6. Supply Kit _____
7. Mountain Pure® _____
8. Arm & Flanges _____
9. P-Trap _____
10. Perfect Grind® _____
11. Bar Sink Strainer _____

■ Mandatory ■ Not Mandatory

Water Appliances

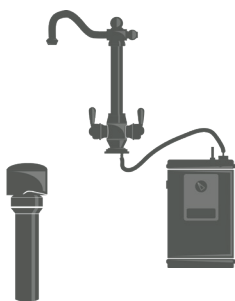
Contents



Perfect Grind® Waste Disposers & Accessories
24 - 36



Kitchen Accessories
38 - 55



Filters, Faucets, & Other Water Appliances
56 - 101

Perfect Grind® Waste Disposers & Accessories

Section Contents

Water Appliances Introduction **23**

Duet Finishes - Air Switch **25 - 26**

Perfect Grind® Waste Disposers **27 - 29**

Air Switches **30 - 35**

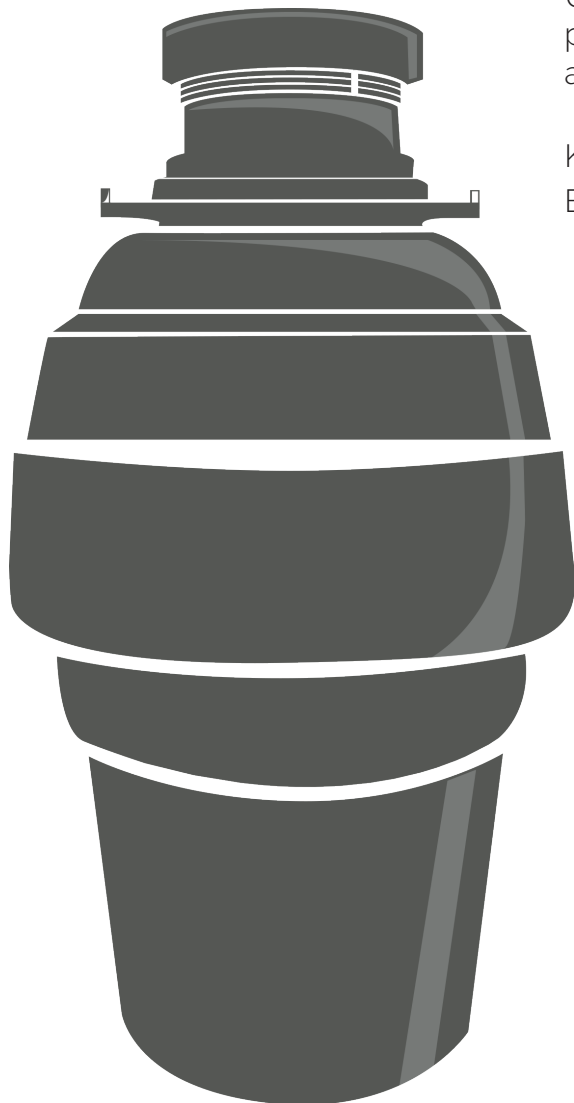
Complete Kitchen Sink Packages **36**

Fixture Planning Diagrams

Use the kitchen sink and bar/prep sink fixture planning diagram to simplify your product selection and complete your design.

Kitchen Sink Fixture Planning Diagram **20**

Bar/Prep Sink Fixture Planning Diagram **21**





Air Switch Duet Finishes

Mountain Plumbing's Duet Finish Collection highlights elements of your kitchen and bath design to give a truly balanced and unique look.

Available on the MT957R Air Switch

Page 31

Ordering Duet Products

All Duet products come with Matte Black as the base finish. To order please use the following three step instructions:

1. Find the Product You Want in a Duet Finish				2. Select Accent Finish & Use Model # Below to Order			
Standard Model #	Product Name	Page	Brushed Nickel	Polished Chrome	Polished Nickel	Champagne Bronze	
MT2000-2	Decorative Bottle Trap with Clean-Out Plug	230	MT2000-2D/BRN	MT2000-2D/CPB	MT2000-2D/PN	MT2000-2D/CHBRZ	
MT5003L-NL	Lever Handle Angle Valve	144	MT5003L-NLD/BRN	MT5003L-NLD/CPB	MT5003L-NLD/PN	MT5003L-NLD/CHBRZ	
MT300	Classic 3-1/2" Deluxe Stemball Kitchen Strainer	41	MT300D/BRN	MT300D/CPB	MT300D/PN	MT300D/CHBRZ	
MT200EV	Complete Stopper & Strainer Unit Waste Disposer Trim	45	MT200EVD/BRN	MT200EVD/CPB	MT200EVD/PN	MT200EVD/CHBRZ	
MT202	Extended Flange Stopper & Strainer Unit Waste Disposer Trim	45	MT202D/BRN	MT202D/CPB	MT202D/PN	MT202D/CHBRZ	
MT957R	Round Deluxe Raised Air Switch with Freedom Mount	31	MT957RD/BRN	MT957RD/CPB	MT957RD/PN	MT957RD/CHBRZ	
MT1830-NL	Hot Water Faucet - Contemporary Round Body (90° Spout)	66	MT1830-NLD/PVDBRN	MT1830-NLD/CPB	MT1830-NLD/PVDPN	MT1830-NLD/CHBRZ	
MT1840-NL	Hot Water Faucet - Contemporary Round Body	67	MT1840-NLD/PVDBRN	MT1840-NLD/CPB	MT1840-NLD/PVDPN	MT1840-NLD/CHBRZ	
MT1831-NL	Hot & Cold Faucet - Contemporary Round Body (90° Spout)	78	MT1831-NLD/PVDBRN	MT1831-NLD/CPB	MT1831-NLD/PVDPN	MT1831-NLD/CHBRZ	
MT1841-NL	Hot & Cold Faucet - Contemporary Round Body	79	MT1841-NLD/PVDBRN	MT1841-NLD/CPB	MT1841-NLD/PVDPN	MT1841-NLD/CHBRZ	
MT1833-NL	Point-of-Use Faucet - Contemporary Round Body (90° Spout)	90	MT1833-NLD/PVDBRN	MT1833-NLD/CPB	MT1833-NLD/PVDPN	MT1833-NLD/CHBRZ	
MT1843-NL	Point-of-Use Faucet - Contemporary Round Body	91	MT1843-NLD/PVDBRN	MT1843-NLD/CPB	MT1843-NLD/PVDPN	MT1843-NLD/CHBRZ	
Products with Knurling							
MT1830-NL	Hot Water Faucet - Contemporary Round Body (90° Spout)	66	MT1830-NLDK/PVDBRN	MT1830-NLDK/CPB	MT1830-NLDK/PVDPN	MT1830-NLDK/CHBRZ	
MT1840-NL	Hot Water Faucet - Contemporary Round Body	67	MT1840-NLDK/PVDBRN	MT1840-NLDK/CPB	MT1840-NLDK/PVDPN	MT1840-NLDK/CHBRZ	
MT1831-NL	Hot & Cold Faucet - Contemporary Round Body (90° Spout)	78	MT1831-NLDK/PVDBRN	MT1831-NLDK/CPB	MT1831-NLDK/PVDPN	MT1831-NLDK/CHBRZ	
MT1841-NL	Hot & Cold Faucet - Contemporary Round Body	79	MT1841-NLDK/PVDBRN	MT1841-NLDK/CPB	MT1841-NLDK/PVDPN	MT1841-NLDK/CHBRZ	
MT1833-NL	Point-of-Use Faucet - Contemporary Round Body (90° Spout)	90	MT1833-NLDK/PVDBRN	MT1833-NLDK/CPB	MT1833-NLDK/PVDPN	MT1833-NLDK/CHBRZ	
MT1843-NL	Point-of-Use Faucet - Contemporary Round Body	91	MT1843-NLDK/PVDBRN	MT1843-NLDK/CPB	MT1843-NLDK/PVDPN	MT1843-NLDK/CHBRZ	

3a. Brushed Nickel - Find Prices & Order	
Brushed Nickel	Price
MT2000-2D/BRN	\$ 461
MT5003L-NLD/BRN	\$ 208
MT300D/BRN	\$ 167
MT200EVD/BRN	\$ 171
MT202D/BRN	\$ 182
MT957RD/BRN	\$ 283
MT1830-NLD/PVDBRN	\$ 680
MT1840-NLD/PVDBRN	\$ 680
MT1831-NLD/PVDBRN	\$ 870
MT1841-NLD/PVDBRN	\$ 870
MT1833-NLD/PVDBRN	\$ 539
MT1843-NLD/PVDBRN	\$ 539
Products with Knurling	
MT1830-NLDK/PVDBRN	\$ 736
MT1840-NLDK/PVDBRN	\$ 736
MT1831-NLDK/PVDBRN	\$ 954
MT1841-NLDK/PVDBRN	\$ 954
MT1833-NLDK/PVDBRN	\$ 595
MT1843-NLDK/PVDBRN	\$ 595

3b. Polished Chrome - Find Prices & Order	
Brushed Nickel	Price
MT2000-2D/CPB	\$ 461
MT5003L-NLD/CPB	\$ 208
MT300D/CPB	\$ 167
MT200EVD/CPB	\$ 171
MT202D/CPB	\$ 182
MT957RD/CPB	\$ 283
MT1830-NLD/CPB	\$ 680
MT1840-NLD/CPB	\$ 680
MT1831-NLD/CPB	\$ 870
MT1841-NLD/CPB	\$ 870
MT1833-NLD/CPB	\$ 539
MT1843-NLD/CPB	\$ 539
Products with Knurling	
MT1830-NLDK/CPB	\$ 736
MT1840-NLDK/CPB	\$ 736
MT1831-NLDK/CPB	\$ 954
MT1841-NLDK/CPB	\$ 954
MT1833-NLDK/CPB	\$ 595
MT1843-NLDK/CPB	\$ 595

3c. Polished Nickel - Find Prices & Order	
Brushed Nickel	Price
MT2000-2D/PN	\$ 461
MT5003L-NLD/PN	\$ 208
MT300D/PN	\$ 167
MT200EVD/PN	\$ 171
MT202D/PN	\$ 182
MT957RD/PN	\$ 283
MT1830-NLD/PVDPN	\$ 680
MT1840-NLD/PVDPN	\$ 680
MT1831-NLD/PVDPN	\$ 870
MT1841-NLD/PVDPN	\$ 870
MT1833-NLD/PVDPN	\$ 539
MT1843-NLD/PVDPN	\$ 539
Products with Knurling	
MT1830-NLDK/PVDPN	\$ 736
MT1840-NLDK/PVDPN	\$ 736
MT1831-NLDK/PVDPN	\$ 954
MT1841-NLDK/PVDPN	\$ 954
MT1833-NLDK/PVDPN	\$ 595
MT1843-NLDK/PVDPN	\$ 595

3d. Champagne Bronze - Find Prices & Order	
Brushed Nickel	Price
MT2000-2D/CHBRZ	\$ 461
MT5003L-NLD/CHBRZ	\$ 208
MT300D/CHBRZ	\$ 167
MT200EVD/CHBRZ	\$ 171
MT202D/CHBRZ	\$ 182
MT957RD/CHBRZ	\$ 283
MT1830-NLD/CHBRZ	\$ 680
MT1840-NLD/CHBRZ	\$ 680
MT1831-NLD/CHBRZ	\$ 870
MT1841-NLD/CHBRZ	\$ 870
MT1833-NLD/CHBRZ	\$ 539
MT1843-NLD/CHBRZ	\$ 539
Products with Knurling	
MT1830-NLDK/CHBRZ	\$ 736
MT1840-NLDK/CHBRZ	\$ 736
MT1831-NLDK/CHBRZ	\$ 954
MT1841-NLDK/CHBRZ	\$ 954
MT1833-NLDK/CHBRZ	\$ 595
MT1843-NLDK/CHBRZ	\$ 595

Look for the  icon to find products available in Duet Finishes throughout the 2020 Price Book



Perfect Grind By Mountain Plumbing

Whether you are in the market for a waste disposer for easy clean-up and reduced waste or to help out the environment by reducing greenhouse gas emissions, having a high quality, high torque unit is the way to go. The Perfect Grind® is an incredible addition to any kitchen because it is so easy to use and its unparalleled quality will last for years to come. Both continuous and batch feed disposers are antimicrobial and have full sound insulation so they are whisper quiet and you don't need to worry about odor protection.

The Perfect Grind® is an exceptional choice for your home:

- Permanent magnet high RPM means high torque and less jams
- No name stamped into the rim of the flange, creating a smooth, clean look
- Stellar antimicrobial technology for odor protection
- No de-jamming tool is required, it is self sufficient
- Full sound insulation and safe for your septic system

Perfect Grind® comes with:

- Removable splash guard
- Thermoset polymer drain housing
- Permanently lubricated, sleeve type bearings
- Cast stainless steel impellers
- Stainless steel grind ring, balanced turntable, & balanced armature shaft
- Power cord factory installed
- ABS hopper & manual reset
- Rubberized Thermoplastic Housing (excluding MT333 and MT444 models)

All Disposers Work with the Elkey Perfect Drain



Perfect Grind® Waste Disposer - Continuous Feed 3-Bolt Mount 1/3 HP

MT333-3CFWD3B

\$ 290

Features:

- Continuous Feed
- 1/3 HP
- 2500 RPM
- 3 Year Limited Replacement Warranty
- 110v
- 2 Amps
- 10.5 lbs
- 13-1/2" Tall X 5-11/16" Wide
- Factory Installed Power Cord Included

Perfect Grind® Waste Disposer - Continuous Feed 3-Bolt Mount 1/2 HP

MT444-3CFWD3B

\$ 353

Features:

- Continuous Feed
- 1/2 HP
- 2500 RPM
- 3 Year Limited Replacement Warranty
- 110v
- 2 Amps
- 10.6 lbs
- 13-1/2" Tall X 5-11/16" Wide
- Factory Installed Power Cord Included



Perfect Grind® Waste Disposer - Continuous Feed 3-Bolt Mount 5/8 HP

MT555-3CFWD3B \$ 417

Features:

- Continuous Feed
- 5/8 HP
- 2500 RPM
- 110v
- 4.5 Amps
- Lifetime Warranty
- 12.0 lbs
- 13-3/16" Tall X 7-5/8" Wide
- Factory Installed Power Cord Included

Perfect Grind® Waste Disposer - Continuous Feed 3-Bolt Mount 3/4 HP

MT666-3CFWD3B \$ 480

Features:

- Continuous Feed
- 3/4 HP
- 2500 RPM
- 110v
- 6.5 Amps
- Lifetime Warranty
- 13.0 lbs
- 14-1/8" Tall X 7-5/8" Wide
- Factory Installed Power Cord Included

Perfect Grind® Waste Disposer - Continuous Feed 3-Bolt Mount 1-1/4 HP

MT888-3CFWD3B \$ 568

Features:

- Continuous Feed
- 1-1/4 HP
- 2500 RPM
- 110v
- 7 Amps
- Lifetime Warranty
- 13.5 lbs
- 14-1/8" Tall X 7-5/8" Wide
- Factory Installed Power Cord Included



Perfect Grinding System

Perfect Grind System can efficiently grind the toughest bones faster and finer than any other brand food waste disposer in the market and is safe for any properly sized septic system. Wear resistant and corrosion proof...makes our disposer the plumber's choice.

- Stainless Steel, High Precision, High Speed Dynamic Balanced Grinding Turntable
- Stainless Steel, Dual Swivel Anti Jam Impellers Never Jam and Will Not Break
- Stainless Steel Grinding Rings
- Specially Designed Large Opening, Round Holes, and Arch Cutters
- Corrosion Proof Stainless Steel Grind Components



Corrosion Proof Grinding Chamber

- Grind chamber is constructed with the proven durability of glass filled nylon for lasting performance and is treated with BioGuard Antimicrobial Odor Protection.





Round "Classic" Waste Disposer Air Switch with Direct Plug-In

MT951

Mountain Plumbing's "Classic" air switch provides safe, convenient disposer activation. No wet hands fear when turning on disposer. Perfect for island or other damp environment installations!

For use with ALL continuous feed waste disposers with attached power cords. When disposer is operating, the other plug will not have power.

- Round Style Push Button with 1-3/8" Mounting Hole
- Fits 1-1/2" Thick Deck
- No Tools Required for Installation
- Air Actuated
- UL Approved

Standard Finishes

MT951/BRN	Brushed Nickel	\$ 171
MT951/BRS	Brushed Stainless	\$ 160
MT951/CHBRZ	Champagne Bronze	\$ 295
MT951/CPB	Polished Chrome	\$ 144
MT951/MB	Matte Black	\$ 225
MT951/ORB	Oil Rubbed Bronze	\$ 181
MT951/PN	Polished Nickel	\$ 171
MT951/VB	Venetian Bronze	\$ 181

Plastic Finishes

MT951/BL	Black	\$ 130
MT951/BT	Biscuit	\$ 130
MT951/WH	White	\$ 130

Round "Classic" Waste Disposer Air Switch with Freedom Mount

MT953

Mountain Plumbing's "Classic" air switch provides safe, convenient disposer activation. No wet hands fear when turning on disposer. Perfect for island or other damp environment installations!

For use with ALL continuous feed waste disposers. Mounts on cabinet wall and plugs directly into receptacle.

- Round Style Push Button with 1-3/8" Mounting Hole
- Freedom to mount anywhere w/ attached cord
- Fits 1-1/2" Thick Deck
- No Tools Required for Installation
- Air Actuated
- UL Approved

Standard Finishes

MT953/BRN	Brushed Nickel	\$ 171
MT953/BRS	Brushed Stainless	\$ 160
MT953/CHBRZ	Champagne Bronze	\$ 295
MT953/CPB	Polished Chrome	\$ 144
MT953/MB	Matte Black	\$ 225
MT953/ORB	Oil Rubbed Bronze	\$ 181
MT953/PN	Polished Nickel	\$ 171
MT953/VB	Venetian Bronze	\$ 181

Plastic Finishes

MT953/BL	Black	\$ 130
MT953/BT	Biscuit	\$ 130
MT953/WH	White	\$ 130



Round "Deluxe" Flush Waste Disposer Air Switch with Freedom Mount

MT957

Mountain Plumbing's "Deluxe" Flush air switch provides safe, convenient disposer activation. No wet hands fear when turning on the disposer. Perfect for island or other damp environment installations.

For use with ALL continuous feed waste disposers. Box mounts on cabinet wall and plugs directly into outlet.

- Round Flush style button with 1-3/8" mounting hole
- Freedom to mount box anywhere
- Fits 2" thick deck
- Solid brass construction
- No tools required for installation
- Air actuated
- UL approved

Standard Finishes

MT957/BRN	Brushed Nickel	\$ 219
MT957/BRS	Brushed Stainless	\$ 214
MT957/CHBRZ	Champagne Bronze	\$ 358
MT957/CPB	Polished Chrome	\$ 208
MT957/MB	Matte Black	\$ 282
MT957/ORB	Oil Rubbed Bronze	\$ 227
MT957/PN	Polished Nickel	\$ 219
MT957/ULB	Unlacquered Brass	\$ 208
MT957/VB	Venetian Bronze	\$ 227

Group 1 Finishes

All Group 1 Finishes	\$ 296
----------------------	--------

Group 2 Finishes

All Group 2 Finishes	\$ 358
----------------------	--------



Round "Deluxe" Raised Waste Disposer Air Switch with Freedom Mount

MT957R

Mountain Plumbing's "Deluxe" Flush air switch provides safe, convenient disposer activation. No wet hands fear when turning on the disposer. Perfect for island or other damp environment installations.

For use with ALL continuous feed waste disposers. Box mounts on cabinet wall and plugs directly into outlet.

- Round Raised style button with 1-3/8" mounting hole
- Freedom to mount box anywhere
- Fits 2" thick deck
- Solid brass construction
- No tools required for installation
- Air actuated
- UL approved

Standard Finishes

MT957R/BRN	Brushed Nickel	\$ 219
MT957R/BRS	Brushed Stainless	\$ 214
MT957R/CHBRZ	Champagne Bronze	\$ 358
MT957R/CPB	Polished Chrome	\$ 208
MT957R/MB	Matte Black	\$ 282
MT957R/ORB	Oil Rubbed Bronze	\$ 227
MT957R/PN	Polished Nickel	\$ 219
MT957R/ULB	Unlacquered Brass	\$ 208
MT957R/VB	Venetian Bronze	\$ 227

Group 1 Finishes

All Group 1 Finishes	\$ 296
----------------------	--------

Group 2 Finishes

All Group 2 Finishes	\$ 358
----------------------	--------

Duet Finishes

MT957RD/BRN	Brushed Nickel	\$ 283
MT957RD/CHBRZ	Champagne Bronze	\$ 283
MT957RD/CPB	Polished Chrome	\$ 283
MT957RD/PN	Polished Nickel	\$ 283

(Matte Black is the Base Color for All Duet Products)





Square "Deluxe" Flush Waste Disposer Air Switch with Freedom Mount

MT962

Mountain Plumbing's "Deluxe" air switch provides safe, convenient disposer activation. No wet hands fear when turning on disposer. Perfect for island or other damp environment installations!

For use with ALL continuous feed waste disposers with attached power cords. When disposer is operating, the other plug will not have power.

- Square Style Push Button with 1-3/8" Mounting Hole
- Fits 2" Thick Deck
- No Tools Required for Installation
- Air Actuated
- UL Approved

Standard Finishes

MT962/BRN	Brushed Nickel	\$ 219
MT962/BRS	Brushed Stainless	\$ 214
MT962/CHBRZ	Champagne Bronze	\$ 358
MT962/CPB	Polished Chrome	\$ 208
MT962/MB	Matte Black	\$ 282
MT962/ORB	Oil Rubbed Bronze	\$ 227
MT962/PN	Polished Nickel	\$ 219
MT962/ULB	Unlacquered Brass	\$ 208
MT962/VB	Venetian Bronze	\$ 227

Group 1 Finishes

All Group 1 Finishes **\$ 296**

Group 2 Finishes

All Group 2 Finishes **\$ 358**

Square "Deluxe" Raised Waste Disposer Air Switch with Freedom Mount

MT962R

Mountain Plumbing's "Deluxe" air switch provides safe, convenient disposer activation. No wet hands fear when turning on disposer. Perfect for island or other damp environment installations!

For use with ALL continuous feed waste disposers with attached power cords. When disposer is operating, the other plug will not have power.

- Square Style Push Button with 1-3/8" Mounting Hole
- Fits 2" Thick Deck
- No Tools Required for Installation
- Air Actuated
- UL Approved

Standard Finishes

MT962R/BRN	Brushed Nickel	\$ 219
MT962R/BRS	Brushed Stainless	\$ 214
MT962R/CHBRZ	Champagne Bronze	\$ 358
MT962R/CPB	Polished Chrome	\$ 208
MT962R/MB	Matte Black	\$ 282
MT962R/ORB	Oil Rubbed Bronze	\$ 227
MT962R/PN	Polished Nickel	\$ 219
MT962R/ULB	Unlacquered Brass	\$ 208
MT962R/VB	Venetian Bronze	\$ 227

Group 1 Finishes

All Group 1 Finishes **\$ 296**

Group 2 Finishes

All Group 2 Finishes **\$ 358**



Disposer Air Switch Assembly – Direct Plug-In Box (No Button)

MT951/BOX

Mountain Plumbing's Direct Plug-In air switch box and air hose. This kit includes just the switch box and air hose for use with a Mountain Plumbing Classic or Deluxe air switch.

\$ 93



Disposer Air Switch Assembly – Freedom Mount Box (No Button)

MT953/BOX

Mountain Plumbing's Freedom Mount air switch box and air hose. This kit includes just the switch box and air hose for use with a Mountain Plumbing Classic or Deluxe air switch.

\$ 93



Replacement Round "Classic" Waste Disposer Air Switch

MT955

Mountain Plumbing's "Classic" air switch provides safe, convenient disposer activation. No wet hands fear when turning on disposer. Perfect for island or other damp environment installations!

For use with ALL continuous feed waste disposers. Round style button with 1-3/8" mounting hole.

- Fits 1-1/2" Thick Deck
- No Tools Required for Installation
- Air Actuated
- UL Approved

Replacement air switch for MT951, MT953, Insinkerator, and Franke push buttons.

Standard Finishes

MT955/BRN	Brushed Nickel	\$ 78
MT955/BRS	Brushed Stainless	\$ 66
MT955/CHBRZ	Champagne Bronze	\$ 202
MT955/CPB	Polished Chrome	\$ 50
MT955/MB	Matte Black	\$ 133
MT955/ORB	Oil Rubbed Bronze	\$ 88
MT955/PN	Polished Nickel	\$ 78
MT955/VB	Venetian Bronze	\$ 88

Plastic Finishes

MT955/BL	Black	\$ 38
MT955/BT	Biscuit	\$ 38
MT955/WH	White	\$ 38



Round Replacement "Deluxe" Flush Waste Disposer Air Switch Button

MT958

Mountain Plumbing's "Deluxe" Flush air switch provides safe, convenient disposer activation. No wet hands fear when turning on the disposer. Perfect for island or other damp environment installations.

Replacement air switch for Mountain Plumbing, Insinkerator, Franke, Cal Faucets, West Brass, Brasstech and Jaclo push buttons.

For use will ALL continuous feed waste disposers. Round style button with 1-3/8" mounting hole.

- Fits 2" thick deck
- Solid brass construction
- No tools required for installation
- Air actuated

Standard Finishes

MT958/BRN	Brushed Nickel	\$ 126
MT958/BRS	Brushed Stainless	\$ 121
MT958/CHBRZ	Champagne Bronze	\$ 265
MT958/CPB	Polished Chrome	\$ 114
MT958/MB	Matte Black	\$ 193
MT958/ORB	Oil Rubbed Bronze	\$ 133
MT958/PN	Polished Nickel	\$ 126
MT958/ULB	Unlacquered Brass	\$ 114
MT958/VB	Venetian Bronze	\$ 133

Group 1 Finishes

All Group 1 Finishes **\$ 203**

Group 2 Finishes

All Group 2 Finishes **\$ 265**

Round Replacement "Deluxe" Raised Waste Disposer Air Switch Button

MT958R

Mountain Plumbing's "Deluxe" Raised air switch provides safe, convenient disposer activation. No wet hands fear when turning on the disposer. Perfect for island or other damp environment installations.

Replacement air switch for Mountain Plumbing, Insinkerator, Franke, Cal Faucets, West Brass, Brasstech and Jaclo push buttons.

For use will ALL continuous feed waste disposers. Round style button with 1-3/8" mounting hole.

- Fits 2" thick deck
- Solid brass construction
- No tools required for installation
- Air actuated

Standard Finishes

MT958R/BRN	Brushed Nickel	\$ 126
MT958R/BRS	Brushed Stainless	\$ 121
MT958R/CHBRZ	Champagne Bronze	\$ 265
MT958R/CPB	Polished Chrome	\$ 114
MT958R/MB	Matte Black	\$ 193
MT958R/ORB	Oil Rubbed Bronze	\$ 133
MT958R/PN	Polished Nickel	\$ 126
MT958R/ULB	Unlacquered Brass	\$ 114
MT958R/VB	Venetian Bronze	\$ 133

Group 1 Finishes

All Group 1 Finishes **\$ 203**

Group 2 Finishes

All Group 2 Finishes **\$ 265**

Duet Finishes

MT958RD/BRN	Brushed Nickel	\$ 194
MT958RD/CHBRZ	Champagne Bronze	\$ 194
MT958RD/CPB	Polished Chrome	\$ 194
MT958RD/PN	Polished Nickel	\$ 194

(Matte Black is the Base Color for All Duet Products)



Square Replacement "Deluxe" Flush Waste Disposer Air Switch Button

MT963

Mountain Plumbing's "Deluxe" Flush air switch provides safe, convenient disposer activation. No wet hands fear when turning on the disposer. Perfect for island or other damp environment installations.

Replacement air switch for Mountain Plumbing, Insinkerator, Franke, Cal Faucets, West Brass, Brasstech and Jaclo push buttons.

For use with ALL continuous feed waste disposers. Round style button with 1-3/8" mounting hole.

- Fits 2" thick deck
- Solid brass construction
- No tools required for installation
- Air actuated

Standard Finishes

MT963/BRN	Brushed Nickel	\$ 126
MT963/BRS	Brushed Stainless	\$ 121
MT963/CHBRZ	Champagne Bronze	\$ 265
MT963/CPB	Polished Chrome	\$ 114
MT963/MB	Matte Black	\$ 193
MT963/ORB	Oil Rubbed Bronze	\$ 133
MT963/PN	Polished Nickel	\$ 126
MT963/ULB	Unlacquered Brass	\$ 114
MT963/VB	Venetian Bronze	\$ 133

Group 1 Finishes

All Group 1 Finishes **\$ 203**

Group 2 Finishes

All Group 2 Finishes **\$ 265**



Square Replacement "Deluxe" Raised Waste Disposer Air Switch Button

MT963R

Mountain Plumbing's "Deluxe" Raised air switch provides safe, convenient disposer activation. No wet hands fear when turning on the disposer. Perfect for island or other damp environment installations.

Replacement air switch for Mountain Plumbing, Insinkerator, Franke, Cal Faucets, West Brass, Brasstech and Jaclo push buttons.

For use with ALL continuous feed waste disposers. Round style button with 1-3/8" mounting hole.

- Fits 2" thick deck
- Solid brass construction
- No tools required for installation
- Air actuated

Standard Finishes

MT963R/BRN	Brushed Nickel	\$ 126
MT963R/BRS	Brushed Stainless	\$ 121
MT963R/CHBRZ	Champagne Bronze	\$ 265
MT963R/CPB	Polished Chrome	\$ 114
MT963R/MB	Matte Black	\$ 193
MT963R/ORB	Oil Rubbed Bronze	\$ 133
MT963R/PN	Polished Nickel	\$ 126
MT963R/ULB	Unlacquered Brass	\$ 114
MT963R/VB	Venetian Bronze	\$ 133

Group 1 Finishes

All Group 1 Finishes **\$ 203**

Group 2 Finishes

All Group 2 Finishes **\$ 265**



Complete Kitchen Sink Packages



Single Bowl Kitchen Sink Package

MTSINK1

Package Includes:

- MT666-3CFWD3B
- MT200EV
- MT951

Standard Finishes

MTSINK1/BRN	Brushed Nickel	\$ 774
MTSINK1/BRS	Brushed Stainless	\$ 718
MTSINK1/CPB	Polished Chrome	\$ 742
MTSINK1/PN	Polished Nickel	\$ 774
MTSINK1/PVDORB*	PVD Oil Rubbed Bronze	\$ 832
MTSINK1/VB	Venetian Bronze	\$ 791

*Note: The MT951 will be ORB when ordering the PVDORB Package



Double Bowl Kitchen Sink Package

MTSINK2

Package Includes:

- MT666-3CFWD3B
- MT200EV
- MT951
- MT300

Standard Finishes

MTSINK2/BRN	Brushed Nickel	\$ 890
MTSINK2/BRS	Brushed Stainless	\$ 792
MTSINK2/CPB	Polished Chrome	\$ 855
MTSINK2/PN	Polished Nickel	\$ 890
MTSINK2/PVDORB*	PVD Oil Rubbed Bronze	\$ 995
MTSINK2/VB	Venetian Bronze	\$ 916

*Note: The MT951 will be ORB when ordering the PVDORB Package

For Soap/Lotion Dispensers See Pages 54 - 55
For Filters, Faucets, & Water Appliances See Pages 56 - 101

Section Contents

Duet Finishes - Sink Strainers **39 - 40**

Sink Strainers **41 - 44**

Waste Disposer Trims **45 - 49**

Waste Disposer Trim Parts **50**

Plastic Waste Disposer Trims **51**

Plastic Sink Strainers **51**

Air Gaps **52 - 53**

Sink Hole Cover **53**



Soap/Lotion Dispensers **54 - 55**

Fixture Planning Diagrams

Use the kitchen sink and bar/prep sink fixture planning diagram to simplify your product selection and complete your design.

Kitchen Sink Fixture Planning Diagram **20**

Bar/Prep Sink Fixture Planning Diagram **21**





Sink Strainer Duet Finishes

Mountain Plumbing's Duet Finish Collection highlights elements of your kitchen and bath design to give a truly balanced and unique look.

Available on the MT300 Strainer, MT200EV Stopper & Strainer, and MT202 Stopper & Strainer
Pages 41 & 45

Ordering Duet Products

All Duet products come with Matte Black as the base finish. To order please use the following three step instructions:

1. Find the Product You Want in a Duet Finish			2. Select Accent Finish & Use Model # Below to Order			
Standard Model #	Product Name	Page	Brushed Nickel	Polished Chrome	Polished Nickel	Champagne Bronze
MT2000-2	Decorative Bottle Trap with Clean-Out Plug	230	MT2000-2D/BRN	MT2000-2D/CPB	MT2000-2D/PN	MT2000-2D/CHBRZ
MT5003L-NL	Lever Handle Angle Valve	144	MT5003L-NLD/BRN	MT5003L-NLD/CPB	MT5003L-NLD/PN	MT5003L-NLD/CHBRZ
MT300	Classic 3-1/2" Deluxe Stemball Kitchen Strainer	41	MT300D/BRN	MT300D/CPB	MT300D/PN	MT300D/CHBRZ
MT200EV	Complete Stopper & Strainer Unit Waste Disposer Trim	45	MT200EVD/BRN	MT200EVD/CPB	MT200EVD/PN	MT200EVD/CHBRZ
MT202	Extended Flange Stopper & Strainer Unit Waste Disposer Trim	45	MT202D/BRN	MT202D/CPB	MT202D/PN	MT202D/CHBRZ
MT957R	Round Deluxe Raised Air Switch with Freedom Mount	31	MT957RD/BRN	MT957RD/CPB	MT957RD/PN	MT957RD/CHBRZ
MT1830-NL	Hot Water Faucet - Contemporary Round Body (90° Spout)	66	MT1830-NLD/PVDBRN	MT1830-NLD/CPB	MT1830-NLD/PVDPN	MT1830-NLD/CHBRZ
MT1840-NL	Hot Water Faucet - Contemporary Round Body	67	MT1840-NLD/PVDBRN	MT1840-NLD/CPB	MT1840-NLD/PVDPN	MT1840-NLD/CHBRZ
MT1831-NL	Hot & Cold Faucet - Contemporary Round Body (90° Spout)	78	MT1831-NLD/PVDBRN	MT1831-NLD/CPB	MT1831-NLD/PVDPN	MT1831-NLD/CHBRZ
MT1841-NL	Hot & Cold Faucet - Contemporary Round Body	79	MT1841-NLD/PVDBRN	MT1841-NLD/CPB	MT1841-NLD/PVDPN	MT1841-NLD/CHBRZ
MT1833-NL	Point-of-Use Faucet - Contemporary Round Body (90° Spout)	90	MT1833-NLD/PVDBRN	MT1833-NLD/CPB	MT1833-NLD/PVDPN	MT1833-NLD/CHBRZ
MT1843-NL	Point-of-Use Faucet - Contemporary Round Body	91	MT1843-NLD/PVDBRN	MT1843-NLD/CPB	MT1843-NLD/PVDPN	MT1843-NLD/CHBRZ
Products with Knurling						
MT1830-NL	Hot Water Faucet - Contemporary Round Body (90° Spout)	66	MT1830-NLDK/PVDBRN	MT1830-NLDK/CPB	MT1830-NLDK/PVDPN	MT1830-NLDK/CHBRZ
MT1840-NL	Hot Water Faucet - Contemporary Round Body	67	MT1840-NLDK/PVDBRN	MT1840-NLDK/CPB	MT1840-NLDK/PVDPN	MT1840-NLDK/CHBRZ
MT1831-NL	Hot & Cold Faucet - Contemporary Round Body (90° Spout)	78	MT1831-NLDK/PVDBRN	MT1831-NLDK/CPB	MT1831-NLDK/PVDPN	MT1831-NLDK/CHBRZ
MT1841-NL	Hot & Cold Faucet - Contemporary Round Body	79	MT1841-NLDK/PVDBRN	MT1841-NLDK/CPB	MT1841-NLDK/PVDPN	MT1841-NLDK/CHBRZ
MT1833-NL	Point-of-Use Faucet - Contemporary Round Body (90° Spout)	90	MT1833-NLDK/PVDBRN	MT1833-NLDK/CPB	MT1833-NLDK/PVDPN	MT1833-NLDK/CHBRZ
MT1843-NL	Point-of-Use Faucet - Contemporary Round Body	91	MT1843-NLDK/PVDBRN	MT1843-NLDK/CPB	MT1843-NLDK/PVDPN	MT1843-NLDK/CHBRZ

3a. Brushed Nickel - Find Prices & Order	
Brushed Nickel	Price
MT2000-2D/BRN	\$ 461
MT5003L-NLD/BRN	\$ 208
MT300D/BRN	\$ 167
MT200EVD/BRN	\$ 171
MT202D/BRN	\$ 182
MT957RD/BRN	\$ 283
MT1830-NLD/PVDBRN	\$ 680
MT1840-NLD/PVDBRN	\$ 680
MT1831-NLD/PVDBRN	\$ 870
MT1841-NLD/PVDBRN	\$ 870
MT1833-NLD/PVDBRN	\$ 539
MT1843-NLD/PVDBRN	\$ 539
Products with Knurling	
MT1830-NLDK/PVDBRN	\$ 736
MT1840-NLDK/PVDBRN	\$ 736
MT1831-NLDK/PVDBRN	\$ 954
MT1841-NLDK/PVDBRN	\$ 954
MT1833-NLDK/PVDBRN	\$ 595
MT1843-NLDK/PVDBRN	\$ 595

3b. Polished Chrome - Find Prices & Order	
Brushed Nickel	Price
MT2000-2D/CPB	\$ 461
MT5003L-NLD/CPB	\$ 208
MT300D/CPB	\$ 167
MT200EVD/CPB	\$ 171
MT202D/CPB	\$ 182
MT957RD/CPB	\$ 283
MT1830-NLD/CPB	\$ 680
MT1840-NLD/CPB	\$ 680
MT1831-NLD/CPB	\$ 870
MT1841-NLD/CPB	\$ 870
MT1833-NLD/CPB	\$ 539
MT1843-NLD/CPB	\$ 539
Products with Knurling	
MT1830-NLDK/CPB	\$ 736
MT1840-NLDK/CPB	\$ 736
MT1831-NLDK/CPB	\$ 954
MT1841-NLDK/CPB	\$ 954
MT1833-NLDK/CPB	\$ 595
MT1843-NLDK/CPB	\$ 595

3c. Polished Nickel - Find Prices & Order	
Brushed Nickel	Price
MT2000-2D/PN	\$ 461
MT5003L-NLD/PN	\$ 208
MT300D/PN	\$ 167
MT200EVD/PN	\$ 171
MT202D/PN	\$ 182
MT957RD/PN	\$ 283
MT1830-NLD/PVDPN	\$ 680
MT1840-NLD/PVDPN	\$ 680
MT1831-NLD/PVDPN	\$ 870
MT1841-NLD/PVDPN	\$ 870
MT1833-NLD/PVDPN	\$ 539
MT1843-NLD/PVDPN	\$ 539
Products with Knurling	
MT1830-NLDK/PVDPN	\$ 736
MT1840-NLDK/PVDPN	\$ 736
MT1831-NLDK/PVDPN	\$ 954
MT1841-NLDK/PVDPN	\$ 954
MT1833-NLDK/PVDPN	\$ 595
MT1843-NLDK/PVDPN	\$ 595

3d. Champagne Bronze - Find Prices & Order	
Brushed Nickel	Price
MT2000-2D/CHBRZ	\$ 461
MT5003L-NLD/CHBRZ	\$ 208
MT300D/CHBRZ	\$ 167
MT200EVD/CHBRZ	\$ 171
MT202D/CHBRZ	\$ 182
MT957RD/CHBRZ	\$ 283
MT1830-NLD/CHBRZ	\$ 680
MT1840-NLD/CHBRZ	\$ 680
MT1831-NLD/CHBRZ	\$ 870
MT1841-NLD/CHBRZ	\$ 870
MT1833-NLD/CHBRZ	\$ 539
MT1843-NLD/CHBRZ	\$ 539
Products with Knurling	
MT1830-NLDK/CHBRZ	\$ 736
MT1840-NLDK/CHBRZ	\$ 736
MT1831-NLDK/CHBRZ	\$ 954
MT1841-NLDK/CHBRZ	\$ 954
MT1833-NLDK/CHBRZ	\$ 595
MT1843-NLDK/CHBRZ	\$ 595

Look for the  icon to find products available in Duet Finishes throughout the 2020 Price Book



Classic - 3-1/2" Deluxe Stemball Kitchen Sink Strainer

MT300

Stainless Steel Flange and Strainer features spring-loaded center post. Available in multiple finishes to match your kitchen and/or bar/prep sink fixtures.

- Stainless Steel Spring-Loaded Center Post
- Polypropylene body
- Fits standard sink drain openings that measure 3-1/2" to 4" in diameter
- Can fit sinks up to 1-3/16" thick. Sinks thicker than this will require BRBOLT/90 Extension Screw (shown below)

Standard Finishes

MT300/BRN	Brushed Nickel	\$ 117
MT300/BRS	Brushed Stainless	\$ 74
MT300/CHBRZ	Champagne Bronze	\$ 223
MT300/CPB	Polished Chrome	\$ 112
MT300/MB	Matte Black	\$ 160
MT300/ORB	Oil Rubbed Bronze	\$ 125
MT300/PN	Polished Nickel	\$ 117
MT300/PS	Polished Stainless Steel	\$ 49
MT300/PVDORB	PVD Oil Rubbed Bronze	\$ 160
MT300/VB	Venetian Bronze	\$ 125

Group 1 Finishes

All Group 1 Finishes \$ 160

Group 2 Finishes

All Group 2 Finishes \$ 223

Duet Finishes

(Matte Black is the Base Color for All Duet Products)

MT300D/BRN	Brushed Nickel	\$ 167
MT300D/CHBRZ	Champagne Bronze	\$ 167
MT300D/CPB	Polished Chrome	\$ 167
MT300D/PN	Polished Nickel	\$ 167

3-1/2" Deluxe Stemball Kitchen Sink Strainer - Basket Only

MT300BSK

Stainless Steel Strainer Basket features spring-loaded center post. Available in multiple finishes to match your kitchen and/or bar/prep sink fixtures.

- Stainless Steel Spring-Loaded Center Post
- This is the strainer basket only and does not include the flange

Standard Finishes

MT300BSK/BRN	Brushed Nickel	\$ 30
MT300BSK/BRS	Brushed Stainless	\$ 30
MT300BSK/CPB	Polished Chrome	\$ 30
MT300BSK/ORB	Oil Rubbed Bronze	\$ 30
MT300BSK/PN	Polished Nickel	\$ 30
MT300BSK/PS	Polished Stainless	\$ 30
MT300BSK/VB	Venetian Bronze	\$ 30



Extension Screw

BRBOLT/90

It measures 3.5" and is for the MT300, MT115, BWSTU, and BWSTUG.

\$ 18



3-1/2" Deluxe All Metal Kitchen Sink Strainer

MT303

Stainless Steel Flange, Strainer, and Body features spring-loaded center post. Available in multiple finishes to match your kitchen and/or bar/prep sink fixtures.

- Stainless Steel Spring-Loaded Center Post
- All Stainless Steel Body
- Fits standard sink drain openings that measure 3-1/2" to 4" in diameter



Standard Finishes

MT303/BRN	Brushed Nickel	\$ 159
MT303/BRS	Brushed Stainless	\$ 86
MT303/CHBRZ	Champagne Bronze	\$ 279
MT303/CPB	Polished Chrome	\$ 147
MT303/MB	Matte Black	\$ 203
MT303/ORB	Oil Rubbed Bronze	\$ 172
MT303/PN	Polished Nickel	\$ 159
MT303/VB	Venetian Bronze	\$ 172

Group 1 Finishes

All Group 1 Finishes	\$ 203
----------------------	--------

Group 2 Finishes

All Group 2 Finishes	\$ 279
----------------------	--------

Traditional - 3-1/2" Duo Basket Strainer for Kitchen Sink

MT8799

Stainless steel flange and strainer features a lift and lock stopper design that seals tightly. Available in multiple finishes to match your kitchen and/or bar/prep sink fixtures.

- Stainless steel drain body with brass locking ring and tail piece nut
- Can only fit sinks 7/8" thick
- Fits standard sink drain openings that measure 3-1/2" to 4" in diameter



Standard Finishes

MT8799/BRN	Brushed Nickel	\$ 128
MT8799/BRS	Brushed Stainless	\$ 82
MT8799/CHBRZ	Champagne Bronze	\$ 181
MT8799/CPB	Polished Chrome	\$ 87
MT8799/MB	Matte Black	\$ 152
MT8799/ORB	Oil Rubbed Bronze	\$ 137
MT8799/PN	Polished Nickel	\$ 128
MT8799/VB	Venetian Bronze	\$ 137

Group 1 Finishes

All Group 1 Finishes	\$ 152
----------------------	--------

Group 2 Finishes

All Group 2 Finishes	\$ 181
----------------------	--------



Contemporary - 3-1/2" Deluxe Stemball Kitchen Sink Strainer

MT310

Stainless steel flange and strainer features a spring-loaded center post. Available in multiple finishes to match your kitchen and/or bar/prep sink fixtures.

- Stainless steel spring-loaded center post
- Stainless steel body with deep cup/long shank design allows for easy installation on both standard and thicker sinks: varying thicknesses from stainless steel sinks up to thicker granite or fireclay sinks
- Brass tail piece nut
- Fits standard sink drain openings that measure 3-1/2" to 4" in diameter

Standard Finishes

MT310/BRN	Brushed Nickel	\$ 117
MT310/BRS	Brushed Stainless	\$ 74
MT310/CHBRZ	Champagne Bronze	\$ 219
MT310/CPB	Polished Chrome	\$ 112
MT310/MB	Matte Black	\$ 161
MT310/ORB	Oil Rubbed Bronze	\$ 125
MT310/PN	Polished Nickel	\$ 117
MT310/VB	Venetian Bronze	\$ 125

Group 1 Finishes

All Group 1 Finishes \$ 161

Group 2 Finishes

All Group 2 Finishes \$ 219



3-in-1 - 3-1/2" Kitchen Sink Strainer with Stopper Lid and Lift-Out Basket

MT115

Stainless steel flange features a secure lid to stop water and a lift-out basket to collect waste. Available in multiple finishes to match your kitchen and/or bar/prep sink fixtures.

- Heavy duty stainless steel stopper lid
- Stainless steel lift-out basket which is plated to match
- Polypropylene body
- Can fit sinks up to 1-3/16" thick. Sinks thicker than this will require BRBOLT/90 Extension Screw (shown below)
- Fits standard sink drain openings that measure 3-1/2" to 4" in diameter

Standard Finishes

MT115/BRN	Brushed Nickel	\$ 133
MT115/BRS	Brushed Stainless	\$ 122
MT115/CHBRZ	Champagne Bronze	\$ 215
MT115/CPB	Polished Chrome	\$ 110
MT115/MB	Matte Black	\$ 166
MT115/ORB	Oil Rubbed Bronze	\$ 151
MT115/PN	Polished Nickel	\$ 133
MT115/VB	Venetian Bronze	\$ 151

Group 1 Finishes

All Group 1 Finishes \$ 166

Group 2 Finishes

All Group 2 Finishes \$ 215



Extension Screw

BRBOLT/90

It measures 3.5" and is for the MT300, MT115, BWSTU, and BWSTUG.

\$ 18



2-1/2" Deluxe Stemball Bar Sink Strainer

MT700

A bar or prep sink strainer patterned after the popular MT300, the 2-1/2" Stainless Steel Flange and Strainer features spring-loaded center post. Available in multiple finishes to match your kitchen and/or bar/prep sink fixtures.

- Polypropylene Body
- Stainless Steel Spring-Loaded Center Post
- Fits a 2" Drain Opening

Standard Finishes

MT700/BRN	Brushed Nickel	\$ 100
MT700/BRS	Brushed Stainless	\$ 90
MT700/CHBRZ	Champagne Bronze	\$ 212
MT700/CPB	Polished Chrome	\$ 82
MT700/MB	Matte Black	\$ 151
MT700/ORB	Oil Rubbed Bronze	\$ 119
MT700/PN	Polished Nickel	\$ 100
MT700/PS	Polished Stainless	\$ 57
MT700/PVDORB	PVD Oil Rubbed Bronze	\$ 151
MT700/VB	Venetian Bronze	\$ 119

Group 1 Finishes

All Group 1 Finishes **\$ 151**

Group 2 Finishes

All Group 2 Finishes **\$ 212**

2-1/2" Brass Bar/Prep Strainer with Lift-Out Basket

MT710

2-1/2" standard brass bar or food prep sink strainer. Available in multiple finishes to match your kitchen and/or bar/prep sink fixtures.

- Made of Brass
- 2" Deep Removeable Strainer Basket
- Fits a 2" Drain Opening

This generous 2" deep removable strainer basket catches any debris. Does not have sealing function to hold water in sink.

Standard Finishes

MT710/BRN	Brushed Nickel	\$ 76
MT710/CHBRZ	Champagne Bronze	\$ 177
MT710/CPB	Polished Chrome	\$ 51
MT710/MB	Matte Black	\$ 137
MT710/ORB	Oil Rubbed Bronze	\$ 111
MT710/PN	Polished Nickel	\$ 76
MT710/ULB	Unlacquered Brass	\$ 51
MT710/VB	Venetian Bronze	\$ 111


Group 1 Finishes

All Group 1 Finishes **\$ 137**

Group 2 Finishes

All Group 2 Finishes **\$ 177**

Notes:



Classic - Complete Stopper & Strainer Unit Waste Disposer Trim

MT200EV

Match your waste disposer trim to your kitchen décor! The MT200EV is a complete strainer with collar that is compatible with continuous feed models only.

This stopper/strainer unit works with the following waste disposer models:

- Insinkerator (ISE) - old & new models
- Kenmore
- Maytag
- Ace
- Jenn-Air
- Kitchen Aid
- Whirlpool
- Perfect Grind® 3-Bolt Mount
- For disposers with 3-3/8" I.D. and 3 bolt mounting

Standard Finishes

MT200EV/BRN	Brushed Nickel	\$ 123
MT200EV/BRS	Brushed Stainless	\$ 79
MT200EV/CHBRZ	Champagne Bronze	\$ 232
MT200EV/CPB	Polished Chrome	\$ 119
MT200EV/MB	Matte Black	\$ 164
MT200EV/ORB	Oil Rubbed Bronze	\$ 130
MT200EV/PN	Polished Nickel	\$ 123
MT200EV/PS	Polished Stainless	\$ 78
MT200EV/PVDORB	PVD Oil Rubbed Bronze	\$ 164
MT200EV/VB	Venetian Bronze	\$ 130

Group 1 Finishes

All Group 1 Finishes **\$ 164**

Group 2 Finishes

All Group 2 Finishes **\$ 232**

Duet Finishes

(Matte Black is the Base Color for All Duet Products)

MT200EVD/BRN	Brushed Nickel	\$ 171
MT200EVD/CHBRZ	Champagne Bronze	\$ 171
MT200EVD/CPB	Polished Chrome	\$ 171
MT200EVD/PN	Polished Nickel	\$ 171



Classic - Complete Stopper & Strainer Unit Waste Disposer Trim - Extended Flange

MT202

Match your waste disposer trim to your kitchen décor! The MT202 is a complete strainer with collar that is compatible with continuous feed models only.

This stopper/strainer unit works with the same waste disposer models as the MT200EV:

Now matching waste disposer trim is available for use with your thicker fireclay sink.

- Disposer flange with extended throat for thicker sink installations
- Fits sinks up to 1-3/4" thick
- For disposer with 3-3/8" I.D. and 3 bolt mounting

Standard Finishes

MT202/BRN	Brushed Nickel	\$ 134
MT202/BRS	Brushed Stainless	\$ 92
MT202/CHBRZ	Champagne Bronze	\$ 246
MT202/CPB	Polished Chrome	\$ 131
MT202/MB	Matte Black	\$ 175
MT202/ORB	Oil Rubbed Bronze	\$ 142
MT202/PN	Polished Nickel	\$ 134
MT202/PS	Polished Stainless	\$ 90
MT202/PVDORB	PVD Oil Rubbed Bronze	\$ 175
MT202/VB	Venetian Bronze	\$ 142

Group 1 Finishes

All Group 1 Finishes **\$ 175**

Group 2 Finishes

All Group 2 Finishes **\$ 246**

Duet Finishes

(Matte Black is the Base Color for All Duet Products)

MT202D/BRN	Brushed Nickel	\$ 182
MT202D/CHBRZ	Champagne Bronze	\$ 182
MT202D/CPB	Polished Chrome	\$ 182
MT202D/PN	Polished Nickel	\$ 182



Traditional - Complete Stopper & Strainer Unit Waste Disposer Trim - Extended Flange

MT7799EV

Match your waste disposer trim to your kitchen décor! The MT7799EV is a complete strainer with collar that is compatible with continuous feed models only. This basket stopper style is only available in the extended flange and may be installed on thinner sinks with the use of the 3 bolts provided.

This stopper/strainer unit works with the following waste disposer models:

- Insinkerator (ISE) - old & new models
- Kenmore
- Maytag
- Ace
- Jenn-Air
- Kitchen Aid
- Whirlpool
- Perfect Grind® 3-Bolt Mount
- For disposers with 3-3/8" I.D. and 3 bolt mounting
- Includes 3 bolts to be used when installing on thinner sinks

Standard Finishes

MT7799EV/BRN	Brushed Nickel	\$ 134
MT7799EV/BRS	Brushed Stainless	\$ 92
MT7799EV/CHBRZ	Champagne Bronze	\$ 193
MT7799EV/CPB	Polished Chrome	\$ 98
MT7799EV/MB	Matte Black	\$ 163
MT7799EV/ORB	Oil Rubbed Bronze	\$ 142
MT7799EV/PN	Polished Nickel	\$ 134
MT7799EV/VB	Venetian Bronze	\$ 142

Group 1 Finishes

All Group 1 Finishes **\$ 163**

Group 2 Finishes

All Group 2 Finishes **\$ 193**



Contemporary - Complete Stopper & Strainer Unit Waste Disposer Trim

MT210EV

Match your waste disposer trim to your kitchen décor! The MT210EV is a complete strainer with collar that is compatible with continuous feed models only.

This stopper/strainer unit works with the following waste disposer models:

- Insinkerator (ISE) - old & new models
- Kenmore
- Maytag
- Ace
- Jenn-Air
- Kitchen Aid
- Whirlpool
- Perfect Grind® 3-Bolt Mount
- For disposers with 3-3/8" I.D. and 3 bolt mounting

Standard Finishes

MT210EV/BRN	Brushed Nickel	\$ 123
MT210EV/BRS	Brushed Stainless	\$ 79
MT210EV/CHBRZ	Champagne Bronze	\$ 232
MT210EV/CPB	Polished Chrome	\$ 117
MT210EV/MB	Matte Black	\$ 170
MT210EV/ORB	Oil Rubbed Bronze	\$ 130
MT210EV/PN	Polished Nickel	\$ 123
MT210EV/VB	Venetian Bronze	\$ 130

Group 1 Finishes

All Group 1 Finishes **\$ 170**

Group 2 Finishes

All Group 2 Finishes **\$ 232**



Complete Stopper & Strainer Unit Waste Disposer Trim

MT120EV

Match your waste disposer trim to your kitchen décor! The MT120EV is a complete strainer with collar that is compatible with continuous feed models only. This model only comes with the stopper lid and disposer flange; lift-out basket is not included.

This stopper/strainer unit works with the following waste disposer models:

- Insinkerator (ISE) - old & new models
- Kenmore
- Maytag
- Ace
- Jenn-Air
- Kitchen Aid
- Whirlpool
- Perfect Grind® 3-Bolt Mount
- For disposers with 3-3/8" I.D. and 3 bolt mounting

Standard Finishes

MT120EV/BRN	Brushed Nickel	\$ 116
MT120EV/BRS	Brushed Stainless	\$ 105
MT120EV/CHBRZ	Champagne Bronze	\$ 191
MT120EV/CPB	Polished Chrome	\$ 92
MT120EV/MB	Matte Black	\$ 149
MT120EV/ORB	Oil Rubbed Bronze	\$ 133
MT120EV/PN	Polished Nickel	\$ 116
MT120EV/VB	Venetian Bronze	\$ 133

Group 1 Finishes

All Group 1 Finishes **\$ 149**

Group 2 Finishes

All Group 2 Finishes **\$ 191**

3-in-1 Complete Stopper & Strainer Unit Waste Disposer Trim - Extended Flange

MT130

Match your waste disposer trim to your kitchen décor! The MT130 is a complete strainer with collar that is compatible with continuous feed models only. This stopper lid with lift-out basket style is only available in the extended flange and may be installed on thinner sinks with the use of the 3 bolts provided.

This stopper/strainer unit works with the following waste disposer models:

- Insinkerator (ISE) - old & new models
- Kenmore
- Maytag
- Ace
- Jenn-Air
- Kitchen Aid
- Whirlpool
- Perfect Grind® 3-Bolt Mount
- For disposers with 3-3/8" I.D. and 3 bolt mounting
- Includes 3 bolts to be used when installing on thinner sinks

Standard Finishes

MT130/BRN	Brushed Nickel	\$ 129
MT130/BRS	Brushed Stainless	\$ 96
MT130/CHBRZ	Champagne Bronze	\$ 216
MT130/CPB	Polished Chrome	\$ 106
MT130/MB	Matte Black	\$ 162
MT130/ORB	Oil Rubbed Bronze	\$ 147
MT130/PN	Polished Nickel	\$ 129
MT130/VB	Venetian Bronze	\$ 147

Group 1 Finishes

All Group 1 Finishes **\$ 162**

Group 2 Finishes

All Group 2 Finishes **\$ 216**



Waste Disposer Trim Collar

MT205

Match your waste disposer trim to your kitchen décor! The MT205 is a disposer collar that is compatible with continuous feed models only.

This collar works with the following waste disposer models:

- Insinkerator (ISE) - old & new models
- Kenmore
- Maytag
- Ace
- Jenn-Air
- Kitchen Aid
- Whirlpool
- Mountain Plumbing 3-Bolt Mount
- For disposer with 3-3/8" I.D. and 3 bolt mounting.

Standard Finishes

MT205/BRN	Brushed Nickel	\$ 85
MT205/BRS	Brushed Stainless	\$ 67
MT205/CHBRZ	Champagne Bronze	\$ 162
MT205/CPB	Polished Chrome	\$ 82
MT205/MB	Matte Black	\$ 114
MT205/ORB	Oil Rubbed Bronze	\$ 100
MT205/PN	Polished Nickel	\$ 85
MT205/PS	Polished Stainless	\$ 67
MT205/PVDORB	PVD Oil Rubbed Bronze	\$ 114
MT205/VB	Venetian Bronze	\$ 100

Group 1 Finishes

All Group 1 Finishes **\$ 114**

Group 2 Finishes

All Group 2 Finishes **\$ 162**

Waste Disposer Replacement Stopper

BWDS6818

- A replacement stopper for your waste disposer flange
- For continuous feed waste disposers only
- Fits ISE, Waste King Disposer Units and Mountain Plumbing 3-Bolt Mount
- Available in multiple finishes

Standard Finishes

BWDS6818/BRN	Brushed Nickel	\$ 67
BWDS6818/BRS	Brushed Stainless	\$ 65
BWDS6818/CHBRZ	Champagne Bronze	\$ 151
BWDS6818/CPB	Polished Chrome	\$ 49
BWDS6818/MB	Matte Black	\$ 107
BWDS6818/ORB	Oil Rubbed Bronze	\$ 84
BWDS6818/PN	Polished Nickel	\$ 67
BWDS6818/PS	Polished Stainless	\$ 49
BWDS6818/PVDORB	PVD Oil Rubbed Bronze	\$ 107
BWDS6818/VB	Venetian Bronze	\$ 84

Group 1 Finishes

All Group 1 Finishes **\$ 107**

Group 2 Finishes

All Group 2 Finishes **\$ 151**



Plastic Molded Waste Disposer Trim Collar with Matching Stopper

BWDUF

Waste disposer trim in decorative colors to match your sink. Includes both flange trim and stopper-strainer. Will work with ISE Evolution disposer series and 3-Bolt Mount Disposers.

Unit is installed into existing flange and does not hold waste disposer.

Plastic Molded Finishes

BWDUF/BL	Black	\$ 40
BWDUF/BNE	Bone	\$ 40
BWDUF/BT	Biscuit	\$ 40
BWDUF/IW	Ice White	\$ 40
BWDUF/MB	Matte Black	\$ 40
BWDUF/ORB	Oil Rubbed Bronze	\$ 40
BWDUF/PW	Polar White	\$ 40



Decorative Plastic Garbage Disposer Flange with Stopper for Granite Sinks

BWDUFG

Waste disposer trim in multiple colors to match your granite sink. Includes both flange trim and stopper-strainer. Will work with ISE Evolution disposer series and 3-Bolt Mount Disposers.

Unit is installed into existing flange and does not hold waste disposer.

Plastic Molded Finishes

BWDUFG/CPNE	Champagne	\$ 64
BWDUFG/MLB	Matte Lava Black	\$ 64
BWDUFG/PWG	Polar White Granite	\$ 64
BWDUFG/SLB	Shiny Lava Black	\$ 64



Plastic Molded 3 1/2" Basket Strainer


BWSTU

This plastic molded 3-1/2" basket strainer comes with a stainless steel spring-loaded center post. Comes in multiple colors to match the color of your sink.

Kitchen sink strainer installs from above the sink. Center threaded ferrule draws top and bottom flanges together and will seal water in sink. No need to reach "hard-to-find" nut under sink - it's easy to install!

Plastic Molded Finishes

BWSTU/BL	Black	\$ 40
BWSTU/BNE	Bone	\$ 40
BWSTU/BT	Biscuit	\$ 40
BWSTU/IW	Ice White	\$ 40
BWSTU/MB	Matte Black	\$ 40
BWSTU/ORB	Oil Rubbed Bronze	\$ 40
BWSTU/PW	Polar White	\$ 40



Decorative Plastic Universal Basket Strainer for Granite Sinks

BWSTUG

This plastic molded 3-1/2" basket strainer comes with a stainless steel spring-loaded center post. Comes in multiple colors to match the color of your sink.

Kitchen sink strainer installs from above the sink. Center threaded ferrule draws top and bottom flanges together and will seal water in sink. No need to reach "hard-to-find" nut under sink - it's easy to install!

Plastic Molded Finishes

BWSTUG/CPNE	Champagne	\$ 64
BWSTUG/MLB	Matte Lava Black	\$ 64
BWSTUG/PWG	Polar White Granite	\$ 64
BWSTUG/SLB	Shiny Lava Black	\$ 64



Square Air Gap Unit (cover & body)

MT500U

An air gap cover and body for dishwashers. Covers entire top of air gap body to eliminate any body show-through at the base!

- Dishwasher air gap with metal cover
- 1-3/8" hole required

Available in multiple finishes to match your kitchen fixtures

Standard Finishes

MT500U/BRN	Brushed Nickel	\$ 125
MT500U/BRS	Brushed Stainless	\$ 129
MT500U/CHBRZ	Champagne Bronze	\$ 170
MT500U/CPB	Polished Chrome	\$ 119
MT500U/MB	Matte Black	\$ 145
MT500U/PN	Polished Nickel	\$ 125
MT500U/ULB	Unlacquered Brass	\$ 119

Group 1 Finishes

All Group 1 Finishes **\$ 145**

Group 2 Finishes

All Group 2 Finishes **\$ 170**



Square Universal Air Gap Cover (cover only)

BAGCUSQ

A square universal cover for dishwasher air gaps. Covers entire top of air gap body to eliminate any body show-through at the base!

Standard Finishes

BAGCUSQ/BRN	Brushed Nickel	\$ 112
BAGCUSQ/BRS	Brushed Stainless	\$ 116
BAGCUSQ/CHBRZ	Champagne Bronze	\$ 153
BAGCUSQ/CPB	Polished Chrome	\$ 106
BAGCUSQ/MB	Matte Black	\$ 130
BAGCUSQ/PN	Polished Nickel	\$ 112
BAGCUSQ/ULB	Unlacquered Brass	\$ 106

Group 1 Finishes

All Group 1 Finishes **\$ 130**

Group 2 Finishes

All Group 2 Finishes **\$ 153**



Sink Hole Cover

BTAPS50

- 2" Thread - a sink hole cover with a longer shank
- Fits 1-3/4" thick deck
- Multiple colors available to match your countertop

Standard Finishes

BTAPS50/BRN	Brushed Nickel	\$ 18
BTAPS50/BRS	Brushed Stainless Steel	\$ 18
BTAPS50/CHBRZ	Champagne Bronze	\$ 29
BTAPS50/MB	Matte Black	\$ 22
BTAPS50/SS	Stainless Steel	\$ 15

Group 1 Finishes

All Group 1 Finishes **\$ 22**

Group 2 Finishes

All Group 2 Finishes **\$ 29**

Other Finishes

BTAPS50/BL	Black	\$ 14
BTAPS50/BNE	Bone	\$ 14
BTAPS50/BT	Biscuit	\$ 14
BTAPS50/IW	Ice White	\$ 14
BTAPS50/PW	Polar White	\$ 14



Soap/Lotion Dispenser - Phoenix Style

MT100

- Phoenix style deck-mount soap/lotion dispenser features a solid brass pump-head and flange
- 16 oz. reservoir bottle
- Soap dispenser easily refills from above the countertop
- 1-1/8" diameter hole required
- Lifetime warranty on all pump mechanisms

Standard Finishes

MT100/BRN	Brushed Nickel	\$ 128
MT100/CHBRZ	Champagne Bronze	\$ 234
MT100/CPB	Polished Chrome	\$ 116
MT100/MB	Matte Black	\$ 167
MT100/ORB	Oil Rubbed Bronze	\$ 137
MT100/PN	Polished Nickel	\$ 128
MT100/ULB	Unlacquered Brass	\$ 116
MT100/VB	Venetian Bronze	\$ 137

Group 1 Finishes

All Group 1 Finishes	\$ 167
----------------------	--------

Group 2 Finishes

All Group 2 Finishes	\$ 234
----------------------	--------

Other Finishes

MT100/BT	Biscuit	\$ 166
MT100/IW	Ice White	\$ 166
MT100/PW	Polar White	\$ 166



Soap/Lotion Dispenser - Euro-Style

MT102

- Euro-style deck-mount soap/lotion dispenser features a solid brass pump-head and flange
- 16 oz. reservoir bottle
- Soap dispenser easily refills from above the countertop
- 1-1/8" diameter hole required
- Lifetime warranty on all pump mechanisms

Standard Finishes

MT102/BRN	Brushed Nickel	\$ 128
MT102/CHBRZ	Champagne Bronze	\$ 206
MT102/CPB	Polished Chrome	\$ 116
MT102/MB	Matte Black	\$ 182
MT102/ORB	Oil Rubbed Bronze	\$ 137
MT102/PN	Polished Nickel	\$ 128
MT102/SS	Stainless Steel	\$ 155
MT102/ULB	Unlacquered Brass	\$ 116
MT102/VB	Venetian Bronze	\$ 137

Group 1 Finishes

All Group 1 Finishes	\$ 182
----------------------	--------

Group 2 Finishes

All Group 2 Finishes	\$ 206
----------------------	--------



Soap/Lotion Dispenser - Designers Series

MT105

- Designers Series deck-mount soap/lotion dispenser features a solid brass pump-head and flange
- 16 oz. reservoir bottle
- Soap dispenser easily refills from above the countertop
- 1-1/8" diameter hole required
- Lifetime warranty on all pump mechanisms

Standard Finishes

MT105/BRN	Brushed Nickel	\$ 110
MT105/CHBRZ	Champagne Bronze	\$ 166
MT105/CPB	Polished Chrome	\$ 103
MT105/MB	Matte Black	\$ 141
MT105/ORB	Oil Rubbed Bronze	\$ 137
MT105/PN	Polished Nickel	\$ 110
MT105/ULB	Unlacquered Brass	\$ 103
MT105/VB	Venetian Bronze	\$ 137

Group 1 Finishes

All Group 1 Finishes	\$ 141
----------------------	--------

Group 2 Finishes

All Group 2 Finishes	\$ 166
----------------------	--------



Soap/Lotion Dispenser - Contemporary

MT106

- Contemporary Square deck-mount soap/lotion dispenser features a solid brass pump-head and flange
- 16 oz. reservoir bottle
- Soap dispenser easily refills from above the countertop
- 1-1/4" diameter hole required
- Lifetime warranty on all pump mechanisms

Standard Finishes

MT106/BRN	Brushed Nickel	\$ 273
MT106/CHBRZ	Champagne Bronze	\$ 407
MT106/CPB	Polished Chrome	\$ 236
MT106/MB	Matte Black	\$ 345
MT106/ORB	Oil Rubbed Bronze	\$ 308
MT106/PN	Polished Nickel	\$ 273
MT106/ULB	Unlacquered Brass	\$ 236
MT106/VB	Venetian Bronze	\$ 308

Group 1 Finishes

All Group 1 Finishes \$ 345

Group 2 Finishes

All Group 2 Finishes \$ 407



Soap/Lotion Dispenser - Contemporary

MT125

- Contemporary deck-mount soap/lotion dispenser features a solid brass pump-head and flange
- 16 oz. reservoir bottle
- Soap dispenser easily refills from above the countertop
- 1-1/8" diameter hole required
- Lifetime warranty on all pump mechanisms

Standard Finishes

MT125/BRN	Brushed Nickel	\$ 124
MT125/BRS	Brushed Stainless	\$ 118
MT125/CHBRZ	Champagne Bronze	\$ 234
MT125/CPB	Polished Chrome	\$ 113
MT125/MB	Matte Black	\$ 167
MT125/ORB	Oil Rubbed Bronze	\$ 148
MT125/PN	Polished Nickel	\$ 124
MT125/ULB	Unlacquered Brass	\$ 113
MT125/VB	Venetian Bronze	\$ 148

Group 1 Finishes

All Group 1 Finishes \$ 167

Group 2 Finishes

All Group 2 Finishes \$ 234



Soap/Lotion Dispenser - Traditional

MT127

- Traditional deck-mount soap/lotion dispenser features a solid brass pump-head and flange
- 16 oz. reservoir bottle
- Soap dispenser easily refills from above the countertop
- 1-1/8" diameter hole required
- Lifetime warranty on all pump mechanisms

Standard Finishes

MT127/BRN	Brushed Nickel	\$ 131
MT127/BRS	Brushed Stainless	\$ 124
MT127/CHBRZ	Champagne Bronze	\$ 241
MT127/CPB	Polished Chrome	\$ 118
MT127/MB	Matte Black	\$ 175
MT127/ORB	Oil Rubbed Bronze	\$ 155
MT127/PN	Polished Nickel	\$ 131
MT127/ULB	Unlacquered Brass	\$ 118
MT127/VB	Venetian Bronze	\$ 155

Group 1 Finishes

All Group 1 Finishes \$ 175

Group 2 Finishes

All Group 2 Finishes \$ 241

Filters, Faucets, & Water Appliances

Section Contents

Duet Finishes - Accessory Faucets **57 - 58**

Little Gourmet® Hot Water Dispenser **59**

Mountain Chill® Water Chiller **60**

Safety Valve-Leak Detector **60**

Mountain Pure® Water Filtration **61 - 63**

Mini Faucets Overview **64**

Hot Water Faucets

Francis Anthony Collection **65 - 68**

Additional Collections **69 - 70**

Francis Anthony + Little Gourmet® **71 - 73**

Standard + Little Gourmet® **74 - 76**

Hot & Cold Water Faucets

Francis Anthony Collection **77 - 80**

Additional Collections **81 - 82**

Francis Anthony + Little Gourmet® **83 - 85**

Standard + Little Gourmet® **86 - 88**

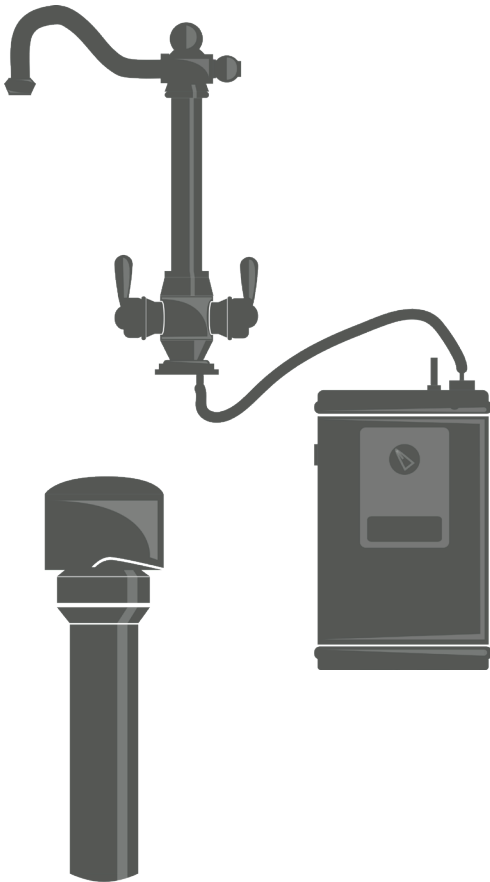
Point-of-Use Drinking Faucets

Francis Anthony Collection **89 - 92**

Additional Collections **93 - 97**

Francis Anthony + Mountain Pure® **98 - 100**

Faucet Air Gaps **101**



Fixture Planning Diagrams

Use the kitchen sink and bar/prep sink fixture planning diagram to simplify your product selection and complete your design.

Kitchen Sink Fixture Planning Diagram **20**

Bar/Prep Sink Fixture Planning Diagram **21**



Accessory Faucet Duet Finishes

Mountain Plumbing's Duet Finish Collection highlights elements of your kitchen and bath design to give a truly balanced and unique look.

Available on the MT1830 & MT1840 Series Accessory Faucets

Pages 66 - 67, 78 - 79, & 90 - 91

Ordering Duet Products

All Duet products come with Matte Black as the base finish. To order please use the following three step instructions:

1. Find the Product You Want in a Duet Finish				2. Select Accent Finish & Use Model # Below to Order			
Standard Model #	Product Name	Page	Brushed Nickel	Polished Chrome	Polished Nickel	Champagne Bronze	
MT2000-2	Decorative Bottle Trap with Clean-Out Plug	230	MT2000-2D/BRN	MT2000-2D/CPB	MT2000-2D/PN	MT2000-2D/CHBRZ	
MT5003L-NL	Lever Handle Angle Valve	144	MT5003L-NLD/BRN	MT5003L-NLD/CPB	MT5003L-NLD/PN	MT5003L-NLD/CHBRZ	
MT300	Classic 3-1/2" Deluxe Stemball Kitchen Strainer	41	MT300D/BRN	MT300D/CPB	MT300D/PN	MT300D/CHBRZ	
MT200EV	Complete Stopper & Strainer Unit Waste Disposer Trim	45	MT200EVD/BRN	MT200EVD/CPB	MT200EVD/PN	MT200EVD/CHBRZ	
MT202	Extended Flange Stopper & Strainer Unit Waste Disposer Trim	45	MT202D/BRN	MT202D/CPB	MT202D/PN	MT202D/CHBRZ	
MT957R	Round Deluxe Raised Air Switch with Freedom Mount	31	MT957RD/BRN	MT957RD/CPB	MT957RD/PN	MT957RD/CHBRZ	
MT1830-NL	Hot Water Faucet - Contemporary Round Body (90° Spout)	66	MT1830-NLD/PVDBRN	MT1830-NLD/CPB	MT1830-NLD/PVDPN	MT1830-NLD/CHBRZ	
MT1840-NL	Hot Water Faucet - Contemporary Round Body	67	MT1840-NLD/PVDBRN	MT1840-NLD/CPB	MT1840-NLD/PVDPN	MT1840-NLD/CHBRZ	
MT1831-NL	Hot & Cold Faucet - Contemporary Round Body (90° Spout)	78	MT1831-NLD/PVDBRN	MT1831-NLD/CPB	MT1831-NLD/PVDPN	MT1831-NLD/CHBRZ	
MT1841-NL	Hot & Cold Faucet - Contemporary Round Body	79	MT1841-NLD/PVDBRN	MT1841-NLD/CPB	MT1841-NLD/PVDPN	MT1841-NLD/CHBRZ	
MT1833-NL	Point-of-Use Faucet - Contemporary Round Body (90° Spout)	90	MT1833-NLD/PVDBRN	MT1833-NLD/CPB	MT1833-NLD/PVDPN	MT1833-NLD/CHBRZ	
MT1843-NL	Point-of-Use Faucet - Contemporary Round Body	91	MT1843-NLD/PVDBRN	MT1843-NLD/CPB	MT1843-NLD/PVDPN	MT1843-NLD/CHBRZ	
Products with Knurling							
MT1830-NL	Hot Water Faucet - Contemporary Round Body (90° Spout)	66	MT1830-NLDK/PVDBRN	MT1830-NLDK/CPB	MT1830-NLDK/PVDPN	MT1830-NLDK/CHBRZ	
MT1840-NL	Hot Water Faucet - Contemporary Round Body	67	MT1840-NLDK/PVDBRN	MT1840-NLDK/CPB	MT1840-NLDK/PVDPN	MT1840-NLDK/CHBRZ	
MT1831-NL	Hot & Cold Faucet - Contemporary Round Body (90° Spout)	78	MT1831-NLDK/PVDBRN	MT1831-NLDK/CPB	MT1831-NLDK/PVDPN	MT1831-NLDK/CHBRZ	
MT1841-NL	Hot & Cold Faucet - Contemporary Round Body	79	MT1841-NLDK/PVDBRN	MT1841-NLDK/CPB	MT1841-NLDK/PVDPN	MT1841-NLDK/CHBRZ	
MT1833-NL	Point-of-Use Faucet - Contemporary Round Body (90° Spout)	90	MT1833-NLDK/PVDBRN	MT1833-NLDK/CPB	MT1833-NLDK/PVDPN	MT1833-NLDK/CHBRZ	
MT1843-NL	Point-of-Use Faucet - Contemporary Round Body	91	MT1843-NLDK/PVDBRN	MT1843-NLDK/CPB	MT1843-NLDK/PVDPN	MT1843-NLDK/CHBRZ	

3a. Brushed Nickel - Find Prices & Order

Brushed Nickel	Price
MT2000-2D/BRN	\$ 461
MT5003L-NLD/BRN	\$ 208
MT300D/BRN	\$ 167
MT200EVD/BRN	\$ 171
MT202D/BRN	\$ 182
MT957RD/BRN	\$ 283
MT1830-NLD/PVDBRN	\$ 680
MT1840-NLD/PVDBRN	\$ 680
MT1831-NLD/PVDBRN	\$ 870
MT1841-NLD/PVDBRN	\$ 870
MT1833-NLD/PVDBRN	\$ 539
MT1843-NLD/PVDBRN	\$ 539
Products with Knurling	
MT1830-NLDK/PVDBRN	\$ 736
MT1840-NLDK/PVDBRN	\$ 736
MT1831-NLDK/PVDBRN	\$ 954
MT1841-NLDK/PVDBRN	\$ 954
MT1833-NLDK/PVDBRN	\$ 595
MT1843-NLDK/PVDBRN	\$ 595

3b. Polished Chrome - Find Prices & Order

Brushed Nickel	Price
MT2000-2D/CPB	\$ 461
MT5003L-NLD/CPB	\$ 208
MT300D/CPB	\$ 167
MT200EVD/CPB	\$ 171
MT202D/CPB	\$ 182
MT957RD/CPB	\$ 283
MT1830-NLD/CPB	\$ 680
MT1840-NLD/CPB	\$ 680
MT1831-NLD/CPB	\$ 870
MT1841-NLD/CPB	\$ 870
MT1833-NLD/CPB	\$ 539
MT1843-NLD/CPB	\$ 539
Products with Knurling	
MT1830-NLDK/CPB	\$ 736
MT1840-NLDK/CPB	\$ 736
MT1831-NLDK/CPB	\$ 954
MT1841-NLDK/CPB	\$ 954
MT1833-NLDK/CPB	\$ 595
MT1843-NLDK/CPB	\$ 595

3c. Polished Nickel - Find Prices & Order

Brushed Nickel	Price
MT2000-2D/PN	\$ 461
MT5003L-NLD/PN	\$ 208
MT300D/PN	\$ 167
MT200EVD/PN	\$ 171
MT202D/PN	\$ 182
MT957RD/PN	\$ 283
MT1830-NLD/PVDPN	\$ 680
MT1840-NLD/PVDPN	\$ 680
MT1831-NLD/PVDPN	\$ 870
MT1841-NLD/PVDPN	\$ 870
MT1833-NLD/PVDPN	\$ 539
MT1843-NLD/PVDPN	\$ 539
Products with Knurling	
MT1830-NLDK/PVDPN	\$ 736
MT1840-NLDK/PVDPN	\$ 736
MT1831-NLDK/PVDPN	\$ 954
MT1841-NLDK/PVDPN	\$ 954
MT1833-NLDK/PVDPN	\$ 595
MT1843-NLDK/PVDPN	\$ 595

3d. Champagne Bronze - Find Prices & Order

Brushed Nickel	Price
MT2000-2D/CHBRZ	\$ 461
MT5003L-NLD/CHBRZ	\$ 208
MT300D/CHBRZ	\$ 167
MT200EVD/CHBRZ	\$ 171
MT202D/CHBRZ	\$ 182
MT957RD/CHBRZ	\$ 283
MT1830-NLD/CHBRZ	\$ 680
MT1840-NLD/CHBRZ	\$ 680
MT1831-NLD/CHBRZ	\$ 870
MT1841-NLD/CHBRZ	\$ 870
MT1833-NLD/CHBRZ	\$ 539
MT1843-NLD/CHBRZ	\$ 539
Products with Knurling	
MT1830-NLDK/CHBRZ	\$ 736
MT1840-NLDK/CHBRZ	\$ 736
MT1831-NLDK/CHBRZ	\$ 954
MT1841-NLDK/CHBRZ	\$ 954
MT1833-NLDK/CHBRZ	\$ 595
MT1843-NLDK/CHBRZ	\$ 595



New Knurled Accents Available!

Intricate diamond knurling adds richness and depth to the design of your faucet.



Little Gourmet

Premium Hot Water Dispenser

Reverse Osmosis Compatible:
Includes Stainless Steel Inlet, Stainless Steel Heating Coil, and Stainless Steel Tank

1300w Power
Compared to 750w for Insinkerator

Energy Efficient
Uses Less Energy than a 40w Light Bulb

2.5 Quart Tank Size
Equivalent to 5/8 Gallon

3 Year Warranty

So Many Uses:

- Boil Water Faster**
Starting off with Little Gourmet hot water will lead to quicker boiling water
- Instant Water for Tea & Coffee**
Quickly and easily make the perfect cup
- Clean Stubborn Stuck-on Messes**
Difficult to clean dishes and utensils become easy with the cleaning power of instant hot water at your fingertips
- Warm Baby Food and Bottles**
Little Gourmet hot water can quickly and safely warm baby food and bottles
- Loosen Jar Lids**
Place the top of a jar briefly under the Little Gourmet to aid in removing difficult to open jar lids
- First Aid**
Use Little Gourmet hot water to create a hot compress for quick pain relief
- Remove Labels from Bottles**
A quick run under Little Gourmet hot water will remove labels and residue
- Remove Wax**
Instant hot water from the Little Gourmet is perfect for removing wax from candle holders
- Melt Chocolate**
Quickly create a double boiler with the Little Gourmet hot water to melt chocolate to perfection
- Warm Cooking Utensils**
Use the Little Gourmet to warm beaters for creaming butter or a knife for cutting cheeses



MT641-3 \$605


- Indicator Light
- Stainless Steel Housing
- Sensor Prevents Dry Start-Up
- Provides 190 Degree Water Instantly
- 7 3/4" Wide x 12" High x 8" Deep

Available 1st Quarter 2020



MT641-D \$799

- Digital Indicator Panel
- Stainless Steel Housing
- Sensor Prevents Dry Start-Up
- Provides 190 Degree Water Instantly
- 7 3/4" Wide x 12" High x 8" Deep



mountain chill[®]
WATER CHILLER

MT670-2

\$1,497

Have you ever wondered what it would be like to have ice cold water anytime you want without having to wait for it to cool down? An instantly perfect cup of lemonade or ice tea made with the Mountain Chill® Water Chiller is the refreshing way to cool down on a hot summer day. Mountain Chill® hides cleanly and simply beneath the sink and provides 1.5 gallons (per hour) of crisp, cool water from your own faucet.

Having the Mountain Chill® Water Chiller in your home is the ultimate in convenience. When paired with the Mountain Pure® Filtration System, clean, pure water can be yours to enjoy anytime day or night.

Features:

- Cools your water to between 41° to 50°
- Large 1/2 Gallon Stainless Steel Storage Tank
- Chills up to 3 Gallons Per Hour
- Lead Free
- Attaches to Accessory Faucet
- 16" Wide x 10 1/8" High x 11 3/4" Deep
- 3 Year Compressor Warranty
- C-UL-US, CE, CB Certification

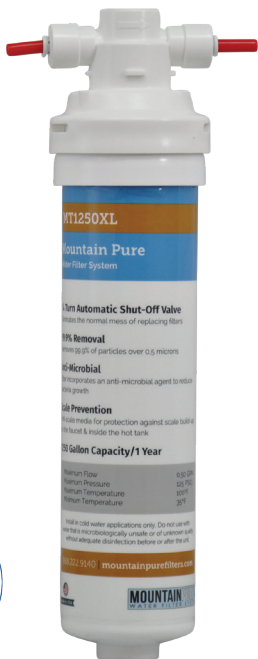
Safety Valve-Leak Detector

MT6LD \$ 150

A flood often happens without warning causing substantial flooding and severe property damage if undetected. Mountain Plumbing's safety valve-leak detector automatically shuts off the water source and sounds off an audible alarm (similar to a smoke detector) when moisture is detected.

- Automatically shuts off once water is detected
- Audio alarm when leak occurs
- Operates on 9V battery
- Quick connect 1/4" adaptor included for easy installations
- Use with Mountain Plumbing Little Gourmet hot tank and/or Mountain Pure filtration unit





12 1/2"



Mountain Pure® Point-of-Use Carbon Filtration System

MT1250XL

The pinnacle of convenience and satisfaction, Mountain Pure® brings fresh, pristine water to you directly through your own faucets. Access to clean water is of the utmost importance in everyday life, and having the freshest, best tasting water available anytime can save you both time and money. Just think how much you spend on bottled water from week to week - savings and ease can be found when you have your own filtration system. Mountain Pure® allows you to enjoy clean, safe water for drinking, cooking, and even face washing when you install in your bathroom.

Mountain Pure® Carbon Filtration System comes with carbon filter cartridge that incorporates powder activated carbon and a bacteriostatic agent that protects it from bacteria growth. 1/4 Turn automatic shut-off valve, allows for easy replacement and eliminates the usual mess of replacing filters. Includes MT1250XL/RFC Filter

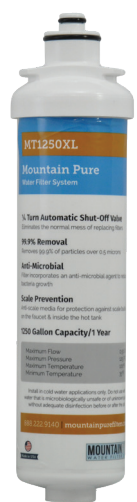
Mountain Pure® Filter Features:

- More efficient and clog resistant - unique filter media created by attaching powdered activated carbon and lead absorbent material onto a cellulose-free synthetic fiber matrix
- Filter removes 99.9% of particles over .5 microns
- Filter incorporates an anti-microbial agent to reduce bacteria
- Anti-scale media for protection against scale build-up on the faucet and inside of the hot tank
- 1250 gallon capacity - lasts 1 year based on average usage
- Operates without wasting water like R.O. filters



MT1250XL \$ 379

Impurities Removed:
Prevents Scale
Chlorine
Bad Tastes/Odors
Chloramines
Dirt and Rust
Giardia Lambia Cysts
Cryptosporidium Cysts
Molds and Algae
Asbestos Fibers
99.9% of all particles .5 Micron or larger
Lead
Trihalomethanes
Volatile Organic Chemicals
Removes Turbidity
Removes Pathogenic Bacteria
Leaves Essential Minerals Intact
Self Sterilizing
Leaves Natural Minerals such as Calcium, Magnesium, & Potassium
Automatic Shut-Off when Replacing the Cartridge



Mountain Pure® Replacement Cartridge (Fits Model MT1250XL)

MT1250XL/RFC \$ 165

- Carbon replacement cartridge for MT1250XL water filtration system
- Filter Capacity = 1250 gallons
- Cartridges should be replaced once a year



Mountain Pure® 3,000 Gallon Full Flow Filter System

MT3K-HF \$449

Mountain Pure® Filter Features:

- 3,000 Gallon Capacity
- No additional faucet required
- Built-in water shut-off valve allows for easier cartridge changes
- Commercial grade plastic canister protects the filter system from splitting or bursting
- Reduces particles as small as 0.5 micron in size by mechanical means
- Retains vital minerals found naturally in water to ensure the health and delicious taste of your water



13 1/2"

Impurities Removed (3K & 6K):

Lead
Sediment
VOC
Pesticides
Hydrogen Sulfide
Aluminum Chlorine
Algae
Turbidity
Pathogenic Cysts
Foul Odors & Tastes
Iron
Molds
Trihalomethanes
Pathogenic Bacteria
Asbestos Fibers
Rust
Suspended Solids
Sub-micron Asbestos
MTBE



Mountain Pure® Replacement Cartridge (Fits Model MT3K-HF)

MT3K-HF/RFC \$175

- Carbon replacement cartridge for MT3K-HF water filtration system
- Filter Capacity = 3000 gallons
- Cartridges should be replaced once a year



Mountain Pure® 6,000 Gallon Full Flow Filter System

MT6K-HF \$469

Mountain Pure® Filter Features:

- 6,000 Gallon Capacity
- No additional faucet required
- Built-in water shut-off valve allows for easier cartridge changes
- Commercial grade plastic canister protects the filter system from splitting or bursting
- Reduces particles as small as 0.5 micron in size by mechanical means
- Retains vital minerals found naturally in water to ensure the health and delicious taste of your water

18 1/2"



Mountain Pure® Replacement Cartridge (Fits Model MT6K-HF)

MT6K-HF/RFC \$195

- Carbon replacement cartridge for MT6K-HF water filtration system
- Filter Capacity = 6000 gallons
- Cartridges should be replaced once a year



Mountain Pure® Ceramic Filtration System - Plastic Canister

MT660 \$ 527

Mountain Pure® Ceramic Filtration System comes with ceramic filter cartridge that incorporates a bacteriostatic agent that protects it from bacteria growth. Includes MT661/RFC Filter



Mountain Pure® Filter Features:

- Filter removes 99.9% of particles over .5 microns
- Filter incorporates an anti-microbial agent to reduce bacteria
- 1000 gallon capacity - lasts 9 months based on average usage
- Operates without wasting water like R.O. filters
- The cleanable filter element makes for easy maintenance



Mountain Pure® Ceramic Filtration System - Stainless Steel Canister

MT662-2 \$ 564

- Same as MT660 except housing is 304 Stainless Steel



Mountain Pure® Replacement Cartridge (Fits Models MT660 & MT662-2)

MT661/RFC \$ 195

- Ceramic replacement cartridge for MT660 and MT662-2 water filtration systems
- Filter Capacity - 1000 gallons
- Cartridges should be replaced every 9 months or with diminished water flow

Notes:



Mountain Plumbing Products - Mini Faucets

Pair Your Filter, Hot Tank, and Water Chiller with the Perfect Faucet to Match Your Style

For Hot Tank

Francis Anthony Collection
65 - 68

Additional Collections
69 - 70

Francis Anthony + Little
Gourmet® Packages
71 - 73

Standard + Little Gourmet®
Packages
74 - 76

For Filters, Chiller, & Hot Tank

Francis Anthony Collection
77 - 80

Additional Collections
81 - 82

Francis Anthony + Little
Gourmet® Packages
83 - 85

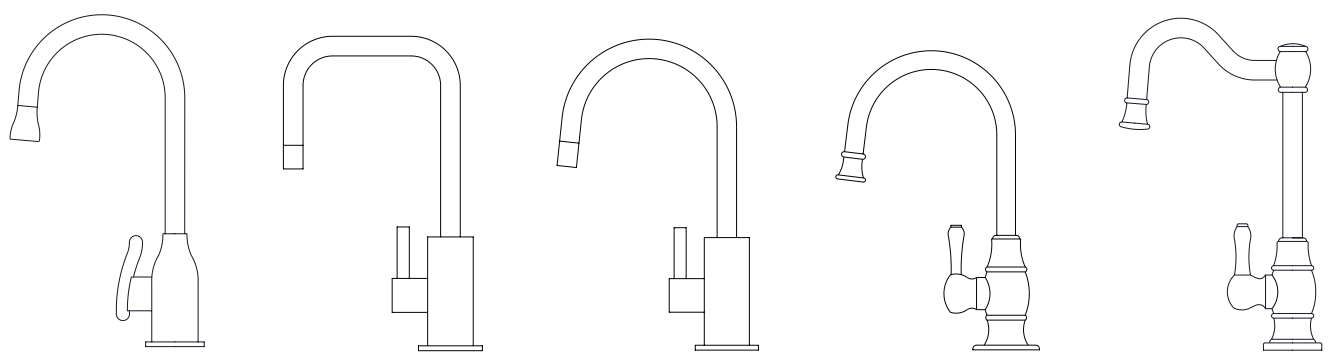
Standard + Little Gourmet®
Packages
86 - 88

For Filters & Chiller

Francis Anthony Collection
89 - 92

Additional Collections
93 - 97

Francis Anthony + Mountain
Pure® Filter Packages
98 - 101



Francis Anthony Collection



Hot Water Faucet with Modern Curved Body & Handle

MT1800-NL

- These Lead Free faucets are only compatible with The Little Gourmet® heating tank (MT641-3)
- 1/4 Turn Ceramic Cartridge
- 1-3/16" minimum to 1-3/8" maximum mounting hole required
- Heating tank is not included
- This hot water faucet is ICC listed
- Reverse Osmosis Safe

Standard Finishes

MT1800-NL/CHBRZ	Champagne Bronze	\$ 740
MT1800-NL/CPB	Polished Chrome	\$ 372
MT1800-NL/MB	Matte Black	\$ 628
MT1800-NL/ORB	Oil Rubbed Bronze	\$ 561
MT1800-NL/PVDBRN	PVD Brushed Nickel	\$ 412
MT1800-NL/PVDPN	PVD Polished Nickel	\$ 412
MT1800-NL/ULB	Unlacquered Brass	\$ 372
MT1800-NL/VB	Venetian Bronze	\$ 561

Group 1 Finishes

All Group 1 Finishes **\$ 628**

Group 2 Finishes

All Group 2 Finishes **\$ 740**





MT1830-NL



Hot Water Faucet with Contemporary Round Body & Handle (90° Spout)

MT1830-NL

- These Lead Free faucets are only compatible with The Little Gourmet® heating tank (MT641-3)
- 1/4 Turn Ceramic Cartridge
- 1-3/16" minimum to 1-3/8" maximum mounting hole required
- Heating tank is not included
- This hot water faucet is ICC listed
- Reverse Osmosis Safe

Standard Finishes

MT1830-NL/CHBRZ	Champagne Bronze	\$ 740
MT1830-NL/CPB	Polished Chrome	\$ 372
MT1830-NL/MB	Matte Black	\$ 628
MT1830-NL/ORB	Oil Rubbed Bronze	\$ 561
MT1830-NL/PVDBRN	PVD Brushed Nickel	\$ 412
MT1830-NL/PVDPN	PVD Polished Nickel	\$ 412
MT1830-NL/ULB	Unlacquered Brass	\$ 372
MT1830-NL/VB	Venetian Bronze	\$ 561

Group 1 Finishes

All Group 1 Finishes	\$ 628
----------------------	---------------

Group 2 Finishes

All Group 2 Finishes	\$ 740
----------------------	---------------

Duet Finishes

(Matte Black is the Base Color for All Duet Products)

MT1830-NLD/BRN	Brushed Nickel	\$ 680
MT1830-NLD/CHBRZ	Champagne Bronze	\$ 680
MT1830-NLD/CPB	Polished Chrome	\$ 680
MT1830-NLD/PN	Polished Nickel	\$ 680

Knurled Duet Finishes

(Matte Black is the Base Color for All Duet Products)

MT1830-NLDK/BRN	Brushed Nickel	\$ 736
MT1830-NLDK/CHBRZ	Champagne Bronze	\$ 736
MT1830-NLDK/CPB	Polished Chrome	\$ 736
MT1830-NLDK/PN	Polished Nickel	\$ 736

MT1830 Duet Finish Combinations



Base:
Matte Black (MB)
Accent:
Brushed Nickel (BRN)



Base:
Matte Black (MB)
Accent:
Polished Chrome (CPB)



Base:
Matte Black (MB)
Accent:
Polished Nickel (PN)



Base:
Matte Black (MB)
Accent:
Champagne Bronze (CHBRZ)

Francis Anthony Collection



Hot Water Faucet with Contemporary Round Body & Handle

MT1840-NL

- These Lead Free faucets are only compatible with The Little Gourmet® heating tank (MT641-3)
- 1/4 Turn Ceramic Cartridge
- 1-3/16" minimum to 1-3/8" maximum mounting hole required
- Heating tank is not included
- This hot water faucet is ICC listed
- Reverse Osmosis Safe

Standard Finishes

MT1840-NL/CHBRZ	Champagne Bronze	\$ 740
MT1840-NL/CPB	Polished Chrome	\$ 372
MT1840-NL/MB	Matte Black	\$ 628
MT1840-NL/ORB	Oil Rubbed Bronze	\$ 561
MT1840-NL/PVDBRN	PVD Brushed Nickel	\$ 412
MT1840-NL/PVDPN	PVD Polished Nickel	\$ 412
MT1840-NL/ULB	Unlacquered Brass	\$ 372
MT1840-NL/VB	Venetian Bronze	\$ 561

Group 1 Finishes

All Group 1 Finishes	\$ 628
----------------------	---------------

Group 2 Finishes

All Group 2 Finishes	\$ 740
----------------------	---------------

Duet Finishes


<small>(Matte Black is the Base Color for All Duet Products)</small>		
MT1840-NLD/BRN	Brushed Nickel	\$ 680
MT1840-NLD/CHBRZ	Champagne Bronze	\$ 680
MT1840-NLD/CPB	Polished Chrome	\$ 680
MT1840-NLD/PN	Polished Nickel	\$ 680

Knurled Duet Finishes

<small>(Matte Black is the Base Color for All Duet Products)</small>		
MT1840-NLDK/BRN	Brushed Nickel	\$ 736
MT1840-NLDK/CHBRZ	Champagne Bronze	\$ 736
MT1840-NLDK/CPB	Polished Chrome	\$ 736
MT1840-NLDK/PN	Polished Nickel	\$ 736



MT1840 Duet Finish Combinations





Francis Anthony Collection



MT1850-NL

Hot Water Faucet with Traditional Curved Body & Curved Handle

MT1850-NL

- These Lead Free faucets are only compatible with The Little Gourmet® heating tank (MT641-3)
- 1/4 Turn Ceramic Cartridge
- 1-3/16" minimum to 1-3/8" maximum mounting hole required
- Heating tank is not included
- This hot water faucet is ICC listed
- Reverse Osmosis Safe

Standard Finishes

MT1850-NL/CHBRZ	Champagne Bronze	\$ 740
MT1850-NL/CPB	Polished Chrome	\$ 372
MT1850-NL/MB	Matte Black	\$ 628
MT1850-NL/ORB	Oil Rubbed Bronze	\$ 561
MT1850-NL/PVDBRN	PVD Brushed Nickel	\$ 412
MT1850-NL/PVDPN	PVD Polished Nickel	\$ 412
MT1850-NL/ULB	Unlacquered Brass	\$ 372
MT1850-NL/VB	Venetian Bronze	\$ 561

Group 1 Finishes

All Group 1 Finishes **\$ 628**

Group 2 Finishes

All Group 2 Finishes **\$ 740**



Hot Water Faucet with Traditional Double Curved Body & Curved Handle

MT1870-NL

- These Lead Free faucets are only compatible with The Little Gourmet® heating tank (MT641-3)
- 1/4 Turn Ceramic Cartridge
- 1-3/16" minimum to 1-3/8" maximum mounting hole required
- Heating tank is not included
- This hot water faucet is ICC listed
- Reverse Osmosis Safe

Standard Finishes

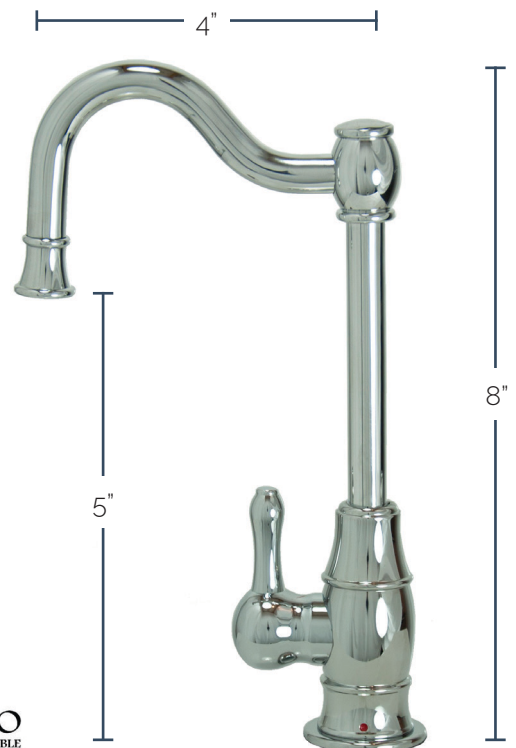
MT1870-NL/CHBRZ	Champagne Bronze	\$ 740
MT1870-NL/CPB	Polished Chrome	\$ 372
MT1870-NL/MB	Matte Black	\$ 628
MT1870-NL/ORB	Oil Rubbed Bronze	\$ 561
MT1870-NL/PVDBRN	PVD Brushed Nickel	\$ 412
MT1870-NL/PVDPN	PVD Polished Nickel	\$ 412
MT1870-NL/ULB	Unlacquered Brass	\$ 372
MT1870-NL/VB	Venetian Bronze	\$ 561

Group 1 Finishes

All Group 1 Finishes **\$ 628**

Group 2 Finishes

All Group 2 Finishes **\$ 740**



MT1870-NL





MT540-NL

Hot Water Faucet with Traditional Body & Single Tilt Lever

MT540-NL

- These Lead Free faucets are only compatible with The Little Gourmet® heating tank (MT641-3)
- 1-3/8" mounting hole required
- Heating tank is not included
- This hot water faucet is IAPMO listed
- Reverse Osmosis Safe

Standard Finishes

MT540-NL/BRN	Brushed Nickel	\$ 606
MT540-NL/BRS	Brushed Stainless	\$ 561
MT540-NL/CHBRZ	Champagne Bronze	\$ 995
MT540-NL/CPB	Polished Chrome	\$ 530
MT540-NL/MB	Matte Black	\$ 707
MT540-NL/ORB	Oil Rubbed Bronze	\$ 654
MT540-NL/PN	Polished Nickel	\$ 606
MT540-NL/ULB	Unlacquered Brass	\$ 530
MT540-NL/VB	Venetian Bronze	\$ 654

Group 1 Finishes

All Group 1 Finishes **\$ 707**

Group 2 Finishes

All Group 2 Finishes **\$ 995**



Hot Water Faucet with Contemporary Body & Single Tilt Lever

MT640-NL

- These Lead Free faucets are only compatible with The Little Gourmet® heating tank (MT641-3)
- 1-3/8" mounting hole required
- Heating tank is not included
- This hot water faucet is IAPMO listed
- Reverse Osmosis Safe

Standard Finishes

MT640-NL/BRN	Brushed Nickel	\$ 623
MT640-NL/BRS	Brushed Stainless	\$ 597
MT640-NL/CHBRZ	Champagne Bronze	\$ 1002
MT640-NL/CPB	Polished Chrome	\$ 542
MT640-NL/MB	Matte Black	\$ 713
MT640-NL/ORB	Oil Rubbed Bronze	\$ 700
MT640-NL/PN	Polished Nickel	\$ 623
MT640-NL/ULB	Unlacquered Brass	\$ 542
MT640-NL/VB	Venetian Bronze	\$ 700

Group 1 Finishes

All Group 1 Finishes **\$ 713**

Group 2 Finishes

All Group 2 Finishes **\$ 1002**



MT640-NL





Hot Water Faucet with Traditional Double Curved Body & Curved Handle

MT1100-NL

- These Lead Free faucets are only compatible with The Little Gourmet® heating tank (MT641-3)
- 1/4 Turn Ceramic Cartridge / 1-3/8" mounting hole required
- Heating tank is not included
- This hot water faucet is IAPMO listed
- Reverse Osmosis Safe

Standard Finishes

MT1100-NL/BRN	Brushed Nickel	\$ 679
MT1100-NL/CHBRZ	Champagne Bronze	\$ 1026
MT1100-NL/CPB	Polished Chrome	\$ 608
MT1100-NL/MB	Matte Black	\$ 736
MT1100-NL/ORB	Oil Rubbed Bronze	\$ 702
MT1100-NL/PN	Polished Nickel	\$ 679
MT1100-NL/ULB	Unlacquered Brass	\$ 608
MT1100-NL/VB	Venetian Bronze	\$ 702

Group 1 Finishes

All Group 1 Finishes \$ 736

Group 2 Finishes

All Group 2 Finishes \$ 1026



Hot Water Faucet with Contemporary Round Body & Handle

MT1400-NL

- These Lead Free faucets are only compatible with The Little Gourmet® heating tank (MT641-3)
- 1/4 Turn Ceramic Cartridge / 1-3/8" mounting hole required
- Heating tank is not included
- This hot water faucet is IAPMO listed
- Reverse Osmosis Safe

Standard Finishes

MT1400-NL/BRN	Brushed Nickel	\$ 638
MT1400-NL/CHBRZ	Champagne Bronze	\$ 895
MT1400-NL/CPB	Polished Chrome	\$ 571
MT1400-NL/MB	Matte Black	\$ 757
MT1400-NL/ORB	Oil Rubbed Bronze	\$ 711
MT1400-NL/PN	Polished Nickel	\$ 638
MT1400-NL/ULB	Unlacquered Brass	\$ 571
MT1400-NL/VB	Venetian Bronze	\$ 711
MT1400/SS*	Stainless Steel	\$ 712

Group 1 Finishes

All Group 1 Finishes \$ 757

Group 2 Finishes

All Group 2 Finishes \$ 895

*Solid 304 Stainless Steel Construction



Hot Water Faucet with Contemporary Square Body & Handle

MT1500-NL

- These Lead Free faucets are only compatible with The Little Gourmet® heating tank (MT641-3)
- 1/4 Turn Ceramic Cartridge / 1-3/8" mounting hole required
- Heating tank is not included
- This hot water faucet is IAPMO listed
- Reverse Osmosis Safe

Standard Finishes

MT1500-NL/BRN	Brushed Nickel	\$ 817
MT1500-NL/CHBRZ	Champagne Bronze	\$ 1122
MT1500-NL/CPB	Polished Chrome	\$ 715
MT1500-NL/MB	Matte Black	\$ 951
MT1500-NL/ORB	Oil Rubbed Bronze	\$ 893
MT1500-NL/PN	Polished Nickel	\$ 817
MT1500-NL/ULB	Unlacquered Brass	\$ 715
MT1500-NL/VB	Venetian Bronze	\$ 893

Group 1 Finishes

All Group 1 Finishes \$ 951

Group 2 Finishes

All Group 2 Finishes \$ 1122



Little Gourmet
Premium Hot Water Dispenser

See the Little Gourmet® Premium Hot Water Dispenser on Page 59

Francis Anthony
Collection



MT1800DIY-NL



MT1830DIY-NL

Hot Water Faucet with Modern Curved Body & Handle Handle & Little Gourmet® Premium Hot Water Tank

MT1800DIY-NL

- 1/4 Turn Ceramic Cartridge
- 1-3/16" minimum to 1-3/8" maximum mounting hole required
- This hot water faucet is ICC listed
- Reverse Osmosis Safe

Standard Finishes

MT1800DIY-NL/CHBRZ	Champagne Bronze	\$ 1345
MT1800DIY-NL/CPB	Polished Chrome	\$ 977
MT1800DIY-NL/MB	Matte Black	\$ 1233
MT1800DIY-NL/ORB	Oil Rubbed Bronze	\$ 1166
MT1800DIY-NL/PVDBRN	PVD Brushed Nickel	\$ 1017
MT1800DIY-NL/PVDPN	PVD Polished Nickel	\$ 1017
MT1800DIY-NL/ULB	Unlacquered Brass	\$ 977
MT1800DIY-NL/VB	Venetian Bronze	\$ 1166

Group 1 Finishes

All Group 1 Finishes **\$ 1233**

Group 2 Finishes

All Group 2 Finishes **\$ 1345**

Hot Water Faucet with Contemporary Round Body & Handle (90° Spout) & Little Gourmet® Premium Hot Water Tank

MT1830DIY-NL

- 1/4 Turn Ceramic Cartridge
- 1-3/16" minimum to 1-3/8" maximum mounting hole required
- This hot water faucet is ICC listed
- Reverse Osmosis Safe

Standard Finishes

MT1830DIY-NL/CHBRZ	Champagne Bronze	\$ 1345
MT1830DIY-NL/CPB	Polished Chrome	\$ 977
MT1830DIY-NL/MB	Matte Black	\$ 1233
MT1830DIY-NL/ORB	Oil Rubbed Bronze	\$ 1166
MT1830DIY-NL/PVDBRN	PVD Brushed Nickel	\$ 1017
MT1830DIY-NL/PVDPN	PVD Polished Nickel	\$ 1017
MT1830DIY-NL/ULB	Unlacquered Brass	\$ 977
MT1830DIY-NL/VB	Venetian Bronze	\$ 1166

Group 1 Finishes

All Group 1 Finishes **\$ 1233**

Group 2 Finishes

All Group 2 Finishes **\$ 1345**



Francis Anthony Collection



Hot Water Faucet with Contemporary Round Body & Handle & Little Gourmet® Premium Hot Water Tank

MT1840DIY-NL

- 1/4 Turn Ceramic Cartridge
- 1-3/16" minimum to 1-3/8" maximum mounting hole required
- This hot water faucet is ICC listed
- Reverse Osmosis Safe

Standard Finishes

MT1840DIY-NL/CHBRZ	Champagne Bronze	\$ 1345
MT1840DIY-NL/CPB	Polished Chrome	\$ 977
MT1840DIY-NL/MB	Matte Black	\$ 1233
MT1840DIY-NL/ORB	Oil Rubbed Bronze	\$ 1166
MT1840DIY-NL/PVDBRN	PVD Brushed Nickel	\$ 1017
MT1840DIY-NL/PVDPN	PVD Polished Nickel	\$ 1017
MT1840DIY-NL/ULB	Unlacquered Brass	\$ 977
MT1840DIY-NL/VB	Venetian Bronze	\$ 1166

Group 1 Finishes

All Group 1 Finishes **\$ 1233**

Group 2 Finishes

All Group 2 Finishes **\$ 1345**

Hot Water Faucet with Traditional Curved Body & Curved Handle & Little Gourmet® Premium Hot Water Tank

MT1850DIY-NL

- 1/4 Turn Ceramic Cartridge
- 1-3/16" minimum to 1-3/8" maximum mounting hole required
- This hot water faucet is ICC listed
- Reverse Osmosis Safe

Standard Finishes

MT1850DIY-NL/CHBRZ	Champagne Bronze	\$ 1345
MT1850DIY-NL/CPB	Polished Chrome	\$ 977
MT1850DIY-NL/MB	Matte Black	\$ 1233
MT1850DIY-NL/ORB	Oil Rubbed Bronze	\$ 1166
MT1850DIY-NL/PVDBRN	PVD Brushed Nickel	\$ 1017
MT1850DIY-NL/PVDPN	PVD Polished Nickel	\$ 1017
MT1850DIY-NL/ULB	Unlacquered Brass	\$ 977
MT1850DIY-NL/VB	Venetian Bronze	\$ 1166

Group 1 Finishes

All Group 1 Finishes **\$ 1233**

Group 2 Finishes

All Group 2 Finishes **\$ 1345**

Notes:



MT540DIY-NL

Hot Water Faucet with Traditional Body & Single Tilt Lever & Little Gourmet® Premium Hot Water Tank

MT540DIY-NL

- 1-3/8" mounting hole required
- This hot water faucet is IAPMO listed
- Reverse Osmosis Safe

Standard Finishes

MT540DIY-NL/BRN	Brushed Nickel	\$ 1211
MT540DIY-NL/BRS	Brushed Stainless	\$ 1166
MT540DIY-NL/CHBRZ	Champagne Bronze	\$ 1600
MT540DIY-NL/CPB	Polished Chrome	\$ 1135
MT540DIY-NL/MB	Matte Black	\$ 1312
MT540DIY-NL/ORB	Oil Rubbed Bronze	\$ 1259
MT540DIY-NL/PN	Polished Nickel	\$ 1211
MT540DIY-NL/ULB	Unlacquered Brass	\$ 1135
MT540DIY-NL/VB	Venetian Bronze	\$ 1259

Group 1 Finishes

All Group 1 Finishes \$ 1312

Group 2 Finishes

All Group 2 Finishes \$ 1600

Hot Water Faucet with Contemporary Body & Single Tilt Lever & Little Gourmet® Premium Hot Water Tank

MT640DIY-NL

- 1-3/8" mounting hole required
- This hot water dispenser faucet is IAPMO listed
- Reverse Osmosis Safe

Standard Finishes

MT640DIY-NL/BRN	Brushed Nickel	\$ 1228
MT640DIY-NL/BRS	Brushed Stainless	\$ 1202
MT640DIY-NL/CHBRZ	Champagne Bronze	\$ 1607
MT640DIY-NL/CPB	Polished Chrome	\$ 1147
MT640DIY-NL/MB	Matte Black	\$ 1318
MT640DIY-NL/ORB	Oil Rubbed Bronze	\$ 1305
MT640DIY-NL/PN	Polished Nickel	\$ 1228
MT640DIY-NL/ULB	Unlacquered Brass	\$ 1147
MT640DIY-NL/VB	Venetian Bronze	\$ 1305

Group 1 Finishes

All Group 1 Finishes \$ 1318

Group 2 Finishes

All Group 2 Finishes \$ 1607



MT640DIY-NL



Hot Water Faucet with Traditional Double Curved Body & Curved Handle & Little Gourmet® Premium Hot Water Tank

Hot Water Faucet with Contemporary Round Body & Handle & Little Gourmet® Premium Hot Water Tank

MT1100DIY-NL

MT1400DIY-NL

- 1/4 Turn Ceramic Cartridge / 1-3/8" mounting hole required
- This hot water dispenser faucet is IAPMO listed
- Reverse Osmosis Safe

- 1/4 Turn Ceramic Cartridge / 1-3/8" mounting hole required
- This hot water dispenser faucet is IAPMO listed
- Reverse Osmosis Safe

Standard Finishes

Standard Finishes

MT1100DIY-NL/BRN	Brushed Nickel	\$ 1284
MT1100DIY-NL/CHBRZ	Champagne Bronze	\$ 1631
MT1100DIY-NL/CPB	Polished Chrome	\$ 1213
MT1100DIY-NL/MB	Matte Black	\$ 1341
MT1100DIY-NL/ORB	Oil Rubbed Bronze	\$ 1307
MT1100DIY-NL/PN	Polished Nickel	\$ 1284
MT1100DIY-NL/ULB	Unlacquered Brass	\$ 1213
MT1100DIY-NL/VB	Venetian Bronze	\$ 1307

MT1400DIY-NL/BRN	Brushed Nickel	\$ 1243
MT1400DIY-NL/CHBRZ	Champagne Bronze	\$ 1770
MT1400DIY-NL/CPB	Polished Chrome	\$ 1176
MT1400DIY-NL/MB	Matte Black	\$ 1500
MT1400DIY-NL/ORB	Oil Rubbed Bronze	\$ 1316
MT1400DIY-NL/PN	Polished Nickel	\$ 1243
MT1400DIY-NL/ULB	Unlacquered Brass	\$ 1176
MT1400DIY-NL/VB	Venetian Bronze	\$ 1316
MT1400DIY/SS*	Stainless Steel	\$ 1317

Group 1 Finishes

Group 1 Finishes

All Group 1 Finishes **\$ 1341**

All Group 1 Finishes **\$ 1500.**

Group 2 Finishes

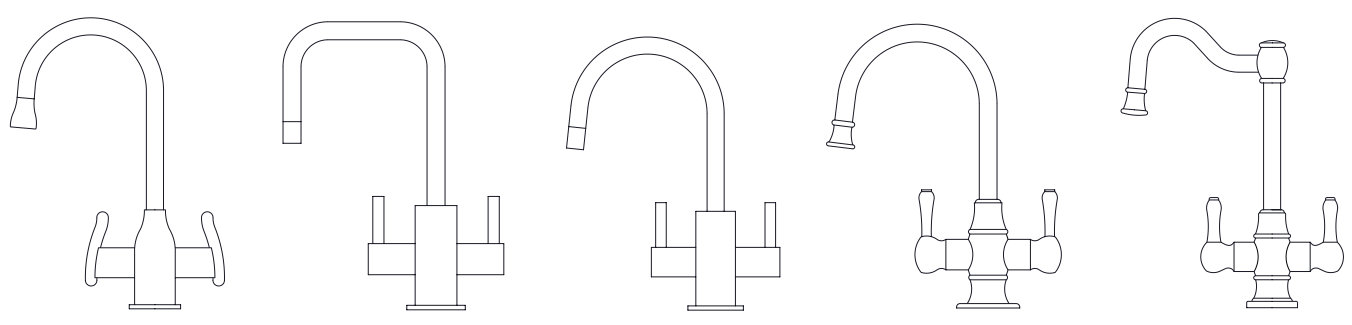
Group 2 Finishes

All Group 2 Finishes **\$ 1631**

All Group 2 Finishes **\$ 1770**

*Solid 304 Stainless Steel Construction

Notes:



Francis Anthony Collection



MT1801-NL



Hot & Cold Water Faucet with Modern Curved Body & Handles

MT1801-NL

- These Lead Free faucets are only compatible with The Little Gourmet® heating tank (MT641-3)
- 1/4 Turn Ceramic Cartridge
- 1-3/16" minimum to 1-3/8" maximum mounting hole required
- Heating tank is not included
- This hot & cold water faucet is ICC listed
- Reverse Osmosis Safe

Standard Finishes

MT1801-NL/CHBRZ	Champagne Bronze	\$ 939
MT1801-NL/CPB	Polished Chrome	\$ 499
MT1801-NL/MB	Matte Black	\$ 796
MT1801-NL/ORB	Oil Rubbed Bronze	\$ 711
MT1801-NL/PVDBRN	PVD Brushed Nickel	\$ 561
MT1801-NL/PVDPN	PVD Polished Nickel	\$ 561
MT1801-NL/ULB	Unlacquered Brass	\$ 499
MT1801-NL/VB	Venetian Bronze	\$ 711

Group 1 Finishes

All Group 1 Finishes **\$ 796**


Group 2 Finishes

All Group 2 Finishes **\$ 939**



Francis Anthony Collection

Hot & Cold Water Faucet with Contemporary Round Body & Handles (90° Spout)



MT1831-NL



MT1831-NL

- These Lead Free faucets are only compatible with The Little Gourmet® heating tank (MT641-3)
- 1/4 Turn Ceramic Cartridge
- 1-3/16" minimum to 1-3/8" maximum mounting hole required
- Heating tank is not included
- This hot & cold water faucet is ICC listed
- Reverse Osmosis Safe

Standard Finishes

MT1831-NL/CHBRZ	Champagne Bronze	\$ 939
MT1831-NL/CPB	Polished Chrome	\$ 499
MT1831-NL/MB	Matte Black	\$ 796
MT1831-NL/ORB	Oil Rubbed Bronze	\$ 711
MT1831-NL/PVDBRN	PVD Brushed Nickel	\$ 561
MT1831-NL/PVDPN	PVD Polished Nickel	\$ 561
MT1831-NL/ULB	Unlacquered Brass	\$ 499
MT1831-NL/VB	Venetian Bronze	\$ 711

Group 1 Finishes

All Group 1 Finishes	\$ 796
----------------------	---------------

Group 2 Finishes

All Group 2 Finishes	\$ 939
----------------------	---------------

Duet Finishes

(Matte Black is the Base Color for All Duet Products)

MT1831-NLD/BRN	Brushed Nickel	\$ 870
MT1831-NLD/CHBRZ	Champagne Bronze	\$ 870
MT1831-NLD/CPB	Polished Chrome	\$ 870
MT1831-NLD/PN	Polished Nickel	\$ 870

Knurled Duet Finishes

(Matte Black is the Base Color for All Duet Products)

MT1831-NLDK/BRN	Brushed Nickel	\$ 954
MT1831-NLDK/CHBRZ	Champagne Bronze	\$ 954
MT1831-NLDK/CPB	Polished Chrome	\$ 954
MT1831-NLDK/PN	Polished Nickel	\$ 954

MT1831 Duet Finish Combinations



Base:
Matte Black (MB)

Accent:
Brushed Nickel (BRN)



Base:
Matte Black (MB)

Accent:
Polished Chrome (CPB)



Base:
Matte Black (MB)

Accent:
Polished Nickel (PN)



Base:
Matte Black (MB)

Accent:
Champagne Bronze (CHBRZ)

Francis Anthony Collection

Hot & Cold Water Faucet with Contemporary Round Body & Handles



MT1841-NL

- These Lead Free faucets are only compatible with The Little Gourmet® heating tank (MT641-3)
- 1/4 Turn Ceramic Cartridge
- 1-3/16" minimum to 1-3/8" maximum mounting hole required
- Heating tank is not included
- This hot & cold water faucet is ICC listed
- Reverse Osmosis Safe

Standard Finishes

MT1841-NL/CHBRZ	Champagne Bronze	\$ 939
MT1841-NL/CPB	Polished Chrome	\$ 499
MT1841-NL/MB	Matte Black	\$ 796
MT1841-NL/ORB	Oil Rubbed Bronze	\$ 711
MT1841-NL/PVDBRN	PVD Brushed Nickel	\$ 561
MT1841-NL/PVDPN	PVD Polished Nickel	\$ 561
MT1841-NL/ULB	Unlacquered Brass	\$ 499
MT1841-NL/VB	Venetian Bronze	\$ 711

Group 1 Finishes

All Group 1 Finishes **\$ 796**

Group 2 Finishes

All Group 2 Finishes **\$ 939**

Duet Finishes

(Matte Black is the Base Color for All Duet Products)

MT1841-NLD/BRN	Brushed Nickel	\$ 870
MT1841-NLD/CHBRZ	Champagne Bronze	\$ 870
MT1841-NLD/CPB	Polished Chrome	\$ 870
MT1841-NLD/PN	Polished Nickel	\$ 870

Knurled Duet Finishes

(Matte Black is the Base Color for All Duet Products)

MT1841-NLDK/BRN	Brushed Nickel	\$ 954
MT1841-NLDK/CHBRZ	Champagne Bronze	\$ 954
MT1841-NLDK/CPB	Polished Chrome	\$ 954
MT1841-NLDK/PN	Polished Nickel	\$ 954

MT1841 Duet Finish Combinations



Base:
Matte Black (MB)
Accent:
Brushed Nickel (BRN)



Base:
Matte Black (MB)
Accent:
Polished Chrome (CPB)



Base:
Matte Black (MB)
Accent:
Polished Nickel (PN)



Base:
Matte Black (MB)
Accent:
Champagne Bronze (CHBRZ)



Francis Anthony Collection



MT1851-NL

Hot & Cold Water Faucet with Traditional Curved Body & Curved Handles

MT1851-NL

- These Lead Free faucets are only compatible with The Little Gourmet® heating tank (MT641-3)
- 1/4 Turn Ceramic Cartridge
- 1-3/16" minimum to 1-3/8" maximum mounting hole required
- Heating tank is not included
- This hot & cold water faucet is ICC listed
- Reverse Osmosis Safe

Standard Finishes

MT1851-NL/CHBRZ	Champagne Bronze	\$ 939
MT1851-NL/CPB	Polished Chrome	\$ 499
MT1851-NL/MB	Matte Black	\$ 796
MT1851-NL/ORB	Oil Rubbed Bronze	\$ 711
MT1851-NL/PVDBRN	PVD Brushed Nickel	\$ 561
MT1851-NL/PVDPN	PVD Polished Nickel	\$ 561
MT1851-NL/ULB	Unlacquered Brass	\$ 499
MT1851-NL/VB	Venetian Bronze	\$ 711

Group 1 Finishes

All Group 1 Finishes **\$ 796**

Group 2 Finishes

All Group 2 Finishes **\$ 939**



Hot & Cold Water Faucet with Traditional Double Curved Body & Curved Handles

MT1871-NL

- These Lead Free faucets are only compatible with The Little Gourmet® heating tank (MT641-3)
- 1/4 Turn Ceramic Cartridge
- 1-3/16" minimum to 1-3/8" maximum mounting hole required
- Heating tank is not included
- This hot & cold water faucet is ICC listed
- Reverse Osmosis Safe

Standard Finishes


MT1871-NL/CHBRZ	Champagne Bronze	\$ 939
MT1871-NL/CPB	Polished Chrome	\$ 499
MT1871-NL/MB	Matte Black	\$ 796
MT1871-NL/ORB	Oil Rubbed Bronze	\$ 711
MT1871-NL/PVDBRN	PVD Brushed Nickel	\$ 561
MT1871-NL/PVDPN	PVD Polished Nickel	\$ 561
MT1871-NL/ULB	Unlacquered Brass	\$ 499
MT1871-NL/VB	Venetian Bronze	\$ 711

Group 1 Finishes

All Group 1 Finishes **\$ 796**

Group 2 Finishes

All Group 2 Finishes **\$ 939**



MT1871-NL





MT550-NL

Hot & Cold Water Faucet with Traditional Body & Double Tilt Levers

MT550-NL

- These lead free faucets are only compatible with The Little Gourmet® heating tank (MT641-3)
- 1-3/8" mounting hole required
- Heating tank is not included
- IAPMO Listed
- Reverse Osmosis Safe

Standard Finishes

MT550-NL/BRN	Brushed Nickel	\$ 768
MT550-NL/BRS	Brushed Stainless	\$ 721
MT550-NL/CHBRZ	Champagne Bronze	\$ 1196
MT550-NL/CPB	Polished Chrome	\$ 665
MT550-NL/MB	Matte Black	\$ 852
MT550-NL/ORB	Oil Rubbed Bronze	\$ 821
MT550-NL/PN	Polished Nickel	\$ 768
MT550-NL/ULB	Unlacquered Brass	\$ 665
MT550-NL/VB	Venetian Bronze	\$ 821

Group 1 Finishes

All Group 1 Finishes **\$ 852**

Group 2 Finishes

All Group 2 Finishes **\$ 1196**



Hot & Cold Water Faucet with Contemporary Body & Double Tilt Levers

MT650-NL

- These Lead Free faucets are only compatible with The Little Gourmet® heating tank (MT641-3)
- 1-3/8" mounting hole required
- Heating tank is not included
- IAPMO Listed
- Reverse Osmosis Safe

Standard Finishes

MT650-NL/BRN	Brushed Nickel	\$ 772
MT650-NL/BRS	Brushed Stainless	\$ 747
MT650-NL/CHBRZ	Champagne Bronze	\$ 1202
MT650-NL/CPB	Polished Chrome	\$ 669
MT650-NL/MB	Matte Black	\$ 862
MT650-NL/ORB	Oil Rubbed Bronze	\$ 833
MT650-NL/PN	Polished Nickel	\$ 772
MT650-NL/ULB	Unlacquered Brass	\$ 669
MT650-NL/VB	Venetian Bronze	\$ 833

Group 1 Finishes

All Group 1 Finishes **\$ 862**

Group 2 Finishes

All Group 2 Finishes **\$ 1202**



MT650-NL





Hot & Cold Water Faucet with Traditional Double Curved Body & Curved Handles

MT1101-NL

- These Lead Free faucets are only compatible with The Little Gourmet® heating tank (MT641-3)
- 1/4 Turn Ceramic Cartridge / 1-3/8" mounting hole required
- Heating tank is not included
- This hot & cold water faucet is IAPMO listed
- Reverse Osmosis Safe

Standard Finishes

MT1101-NL/BRN	Brushed Nickel	\$ 785
MT1101-NL/CHBRZ	Champagne Bronze	\$ 1261
MT1101-NL/CPB	Polished Chrome	\$ 714
MT1101-NL/MB	Matte Black	\$ 899
MT1101-NL/ORB	Oil Rubbed Bronze	\$ 835
MT1101-NL/PN	Polished Nickel	\$ 785
MT1101-NL/ULB	Unlacquered Brass	\$ 714
MT1101-NL/VB	Venetian Bronze	\$ 835

Group 1 Finishes

All Group 1 Finishes \$ 899

Group 2 Finishes

All Group 2 Finishes \$ 1261



Hot & Cold Water Faucet with Contemporary Round Body & Handles

MT1401-NL

- These Lead Free faucets are only compatible with The Little Gourmet® heating tank (MT641-3)
- 1/4 Turn Ceramic Cartridge / 1-3/8" mounting hole required
- Heating tank is not included
- This hot & cold water faucet is IAPMO listed
- Reverse Osmosis Safe

Standard Finishes

MT1401-NL/BRN	Brushed Nickel	\$ 797
MT1401-NL/CHBRZ	Champagne Bronze	\$ 1087
MT1401-NL/CPB	Polished Chrome	\$ 697
MT1401-NL/MB	Matte Black	\$ 903
MT1401-NL/ORB	Oil Rubbed Bronze	\$ 847
MT1401-NL/PN	Polished Nickel	\$ 797
MT1401-NL/ULB	Unlacquered Brass	\$ 697
MT1401-NL/VB	Venetian Bronze	\$ 847
MT1401/SS*	Stainless Steel	\$ 840

Group 1 Finishes

All Group 1 Finishes \$ 903

Group 2 Finishes

All Group 2 Finishes \$ 1087

*Solid 304 Stainless Steel Construction



Hot & Cold Water Faucet with Contemporary Square Body & Handles

MT1501-NL

- These Lead-Free faucets are only compatible with The Little Gourmet® heating tank (MT641-3)
- 1/4 Turn Ceramic Cartridge / 1-3/8" mounting hole required
- Heating tank is not included
- This hot & cold water faucet is IAPMO listed
- Reverse Osmosis Safe

Standard Finishes

MT1501-NL/BRN	Brushed Nickel	\$ 1016
MT1501-NL/CHBRZ	Champagne Bronze	\$ 1333
MT1501-NL/CPB	Polished Chrome	\$ 948
MT1501-NL/MB	Matte Black	\$ 1130
MT1501-NL/ORB	Oil Rubbed Bronze	\$ 1061
MT1501-NL/PN	Polished Nickel	\$ 1016
MT1501-NL/ULB	Unlacquered Brass	\$ 948
MT1501-NL/VB	Venetian Bronze	\$ 1061

Group 1 Finishes

All Group 1 Finishes \$ 1130

Group 2 Finishes

All Group 2 Finishes \$ 1333



Little Gourmet
Premium Hot Water Dispenser

See the Little Gourmet® Premium Hot Water Dispenser on Page 59

Francis Anthony
Collection



MT1801DIY-NL



Hot & Cold Water Faucet with Modern Curved Body & Handles & Little Gourmet® Premium Hot Water Tank

MT1801DIY-NL

- 1/4 Turn Ceramic Cartridge
- 1-3/16" minimum to 1-3/8" maximum mounting hole required
- This hot & cold water faucet is ICC listed
- Reverse Osmosis Safe

Standard Finishes

MT1801DIY-NL/CHBRZ	Champagne Bronze	\$ 1544
MT1801DIY-NL/CPB	Polished Chrome	\$ 1104
MT1801DIY-NL/MB	Matte Black	\$ 1401
MT1801DIY-NL/ORB	Oil Rubbed Bronze	\$ 1316
MT1801DIY-NL/PVDBRN	PVD Brushed Nickel	\$ 1166
MT1801DIY-NL/PVDPN	PVD Polished Nickel	\$ 1166
MT1801DIY-NL/ULB	Unlacquered Brass	\$ 1104
MT1801DIY-NL/VB	Venetian Bronze	\$ 1316

Group 1 Finishes

All Group 1 Finishes **\$ 1401**

Group 2 Finishes

All Group 2 Finishes **\$ 1544**



MT1831DIY-NL



Hot & Cold Water Faucet with Contemporary Round Body & Handles (90° Spout) & Little Gourmet® Premium Hot Water Tank

MT1831DIY-NL

- 1/4 Turn Ceramic Cartridge
- 1-3/16" minimum to 1-3/8" maximum mounting hole required
- This hot & cold water faucet is ICC listed
- Reverse Osmosis Safe

Standard Finishes

MT1831DIY-NL/CHBRZ	Champagne Bronze	\$ 1544
MT1831DIY-NL/CPB	Polished Chrome	\$ 1104
MT1831DIY-NL/MB	Matte Black	\$ 1401
MT1831DIY-NL/ORB	Oil Rubbed Bronze	\$ 1316
MT1831DIY-NL/PVDBRN	PVD Brushed Nickel	\$ 1166
MT1831DIY-NL/PVDPN	PVD Polished Nickel	\$ 1166
MT1831DIY-NL/ULB	Unlacquered Brass	\$ 1104
MT1831DIY-NL/VB	Venetian Bronze	\$ 1316

Group 1 Finishes

All Group 1 Finishes **\$ 1401**

Group 2 Finishes

All Group 2 Finishes **\$ 1544**



Francis Anthony Collection



MT1841DIY-NL



MT1851DIY-NL



Hot & Cold Water Faucet with Contemporary Round Body & Handles & Little Gourmet® Premium Hot Water Tank

MT1841DIY-NL

- 1/4 Turn Ceramic Cartridge
- 1-3/16" minimum to 1-3/8" maximum mounting hole required
- This hot & cold water faucet is ICC listed
- Reverse Osmosis Safe

Standard Finishes

MT1841DIY-NL/CHBRZ	Champagne Bronze	\$ 1544
MT1841DIY-NL/CPB	Polished Chrome	\$ 1104
MT1841DIY-NL/MB	Matte Black	\$ 1401
MT1841DIY-NL/ORB	Oil Rubbed Bronze	\$ 1316
MT1841DIY-NL/PVDBRN	PVD Brushed Nickel	\$ 1166
MT1841DIY-NL/PVDPN	PVD Polished Nickel	\$ 1166
MT1841DIY-NL/ULB	Unlacquered Brass	\$ 1104
MT1841DIY-NL/VB	Venetian Bronze	\$ 1316

Group 1 Finishes

All Group 1 Finishes **\$ 1401**

Group 2 Finishes

All Group 2 Finishes **\$ 1544**

Hot & Cold Water Faucet with Traditional Curved Body & Curved Handles & Little Gourmet® Premium Hot Water Tank

MT1851DIY-NL

- 1/4 Turn Ceramic Cartridge
- 1-3/16" minimum to 1-3/8" maximum mounting hole required
- This hot & cold water faucet is ICC listed
- Reverse Osmosis Safe

Standard Finishes

MT1851DIY-NL/CHBRZ	Champagne Bronze	\$ 1544
MT1851DIY-NL/CPB	Polished Chrome	\$ 1104
MT1851DIY-NL/MB	Matte Black	\$ 1401
MT1851DIY-NL/ORB	Oil Rubbed Bronze	\$ 1316
MT1851DIY-NL/PVDBRN	PVD Brushed Nickel	\$ 1166
MT1851DIY-NL/PVDPN	PVD Polished Nickel	\$ 1166
MT1851DIY-NL/ULB	Unlacquered Brass	\$ 1104
MT1851DIY-NL/VB	Venetian Bronze	\$ 1316

Group 1 Finishes

All Group 1 Finishes **\$ 1401**

Group 2 Finishes

All Group 2 Finishes **\$ 1544**

Notes:



MT550DIY-NL

Hot & Cold Water Faucet with Traditional Body & Double Tilt Levers & Little Gourmet® Premium Hot Water Tank

MT550DIY-NL

- 1-3/8" mounting hole required
- IAPMO Listed
- Reverse Osmosis Safe

Standard Finishes

MT550DIY-NL/BRN	Brushed Nickel	\$ 1373
MT550DIY-NL/BRS	Brushed Stainless	\$ 1326
MT550DIY-NL/CHBRZ	Champagne Bronze	\$ 1801
MT550DIY-NL/CPB	Polished Chrome	\$ 1270
MT550DIY-NL/MB	Matte Black	\$ 1457
MT550DIY-NL/ORB	Oil Rubbed Bronze	\$ 1426
MT550DIY-NL/PN	Polished Nickel	\$ 1373
MT550DIY-NL/ULB	Unlacquered Brass	\$ 1270
MT550DIY-NL/VB	Venetian Bronze	\$ 1426

Group 1 Finishes

All Group 1 Finishes **\$ 1457**

Group 2 Finishes

All Group 2 Finishes **\$ 1801**

Hot & Cold Water Faucet with Contemporary Body & Double Tilt Levers & Little Gourmet® Premium Hot Water Tank

MT650DIY-NL

- 1-3/8" mounting hole required
- IAPMO Listed
- Reverse Osmosis Safe

Standard Finishes

MT650DIY-NL/BRN	Brushed Nickel	\$ 1377
MT650DIY-NL/BRS	Brushed Stainless	\$ 1352
MT650DIY-NL/CHBRZ	Champagne Bronze	\$ 1807
MT650DIY-NL/CPB	Polished Chrome	\$ 1274
MT650DIY-NL/MB	Matte Black	\$ 1467
MT650DIY-NL/ORB	Oil Rubbed Bronze	\$ 1438
MT650DIY-NL/PN	Polished Nickel	\$ 1377
MT650DIY-NL/ULB	Unlacquered Brass	\$ 1274
MT650DIY-NL/VB	Venetian Bronze	\$ 1438

Group 1 Finishes

All Group 1 Finishes **\$ 1467**

Group 2 Finishes

All Group 2 Finishes **\$ 1807**



MT650DIY-NL



Hot & Cold Water Faucet with Traditional Double Curved Body & Curved Handles & Little Gourmet® Premium Hot Water Tank

MT1101DIY-NL

- 1/4 Turn Ceramic Cartridge / 1-3/8" mounting hole required
- This hot & cold water faucet is IAPMO listed
- Reverse Osmosis Safe

Standard Finishes

MT1101DIY-NL/BRN	Brushed Nickel	\$ 1390
MT1101DIY-NL/CHBRZ	Champagne Bronze	\$ 1866
MT1101DIY-NL/CPB	Polished Chrome	\$ 1319
MT1101DIY-NL/MB	Matte Black	\$ 1504
MT1101DIY-NL/ORB	Oil Rubbed Bronze	\$ 1440
MT1101DIY-NL/PN	Polished Nickel	\$ 1390
MT1101DIY-NL/ULB	Unlacquered Brass	\$ 1319
MT1101DIY-NL/VB	Venetian Bronze	\$ 1440

Group 1 Finishes

All Group 1 Finishes **\$ 1504**

Group 2 Finishes

All Group 2 Finishes **\$ 1866**

Hot & Cold Water Faucet with Contemporary Round Body & Handles & Little Gourmet® Premium Hot Water Tank

MT1401DIY-NL

- 1/4 Turn Ceramic Cartridge / 1-3/8" mounting hole required
- This hot & cold water faucet is IAPMO listed
- Reverse Osmosis Safe

Standard Finishes

MT1401DIY-NL/BRN	Brushed Nickel	\$ 1402
MT1401DIY-NL/CHBRZ	Champagne Bronze	\$ 1692
MT1401DIY-NL/CPB	Polished Chrome	\$ 1302
MT1401DIY-NL/MB	Matte Black	\$ 1508
MT1401DIY-NL/ORB	Oil Rubbed Bronze	\$ 1452
MT1401DIY-NL/PN	Polished Nickel	\$ 1402
MT1401DIY-NL/ULB	Unlacquered Brass	\$ 1302
MT1401DIY-NL/VB	Venetian Bronze	\$ 1452
MT1401DIY/SS*	Stainless Steel	\$ 1432

Group 1 Finishes

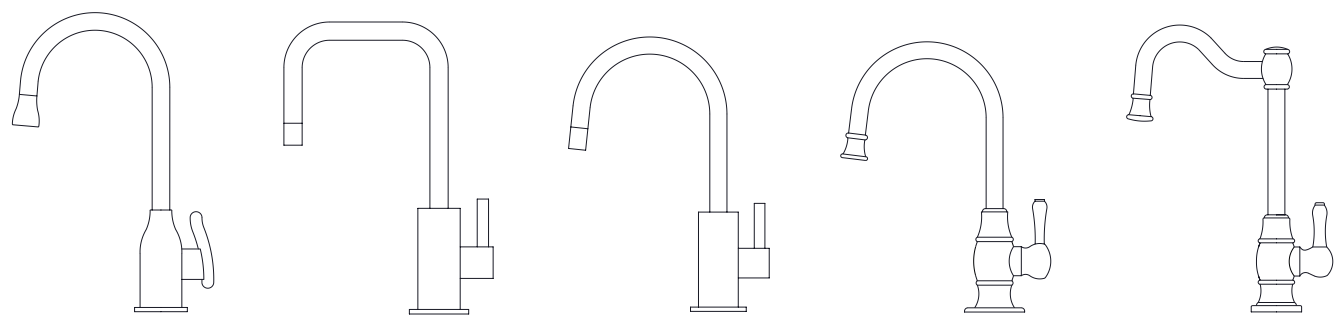
All Group 1 Finishes **\$ 1508**

Group 2 Finishes

All Group 2 Finishes **\$ 1692**

*Solid 304 Stainless Steel Construction





Francis Anthony Collection



MT1803-NL

Point-of-Use Drinking Faucet with Modern Curved Body & Handle

MT1803-NL

- 1/4 Turn Ceramic Cartridge
- These faucets are constructed with lead free brass
- 1-3/16" minimum to 1-3/8" maximum mounting hole required
- This drinking water faucet is ICC listed
- Reverse Osmosis Safe

Standard Finishes

MT1803-NL/CHBRZ	Champagne Bronze	\$ 565
MT1803-NL/CPB	Polished Chrome	\$ 235
MT1803-NL/MB	Matte Black	\$ 480
MT1803-NL/ORB	Oil Rubbed Bronze	\$ 427
MT1803-NL/PVDBRN	PVD Brushed Nickel	\$ 285
MT1803-NL/PVDPN	PVD Polished Nickel	\$ 285
MT1803-NL/ULB	Unlacquered Brass	\$ 235
MT1803-NL/VB	Venetian Bronze	\$ 427

Group 1 Finishes

All Group 1 Finishes \$ 480

Group 2 Finishes

All Group 2 Finishes \$ 565





MT1833-NL



Point-of-Use Drinking Faucet with Contemporary Round Body & Handle (90° Spout)

MT1833-NL

- 1/4 Turn Ceramic Cartridge
- These faucets are constructed with lead free brass
- 1-3/16" minimum to 1-3/8" maximum mounting hole required
- This drinking water faucet is ICC listed
- Reverse Osmosis Safe

Standard Finishes

MT1833-NL/CHBRZ	Champagne Bronze	\$ 565
MT1833-NL/CPB	Polished Chrome	\$ 235
MT1833-NL/MB	Matte Black	\$ 480
MT1833-NL/ORB	Oil Rubbed Bronze	\$ 427
MT1833-NL/PVDBRN	PVD Brushed Nickel	\$ 285
MT1833-NL/PVDPN	PVD Polished Nickel	\$ 285
MT1833-NL/ULB	Unlacquered Brass	\$ 235
MT1833-NL/VB	Venetian Bronze	\$ 427

Group 1 Finishes

All Group 1 Finishes	\$ 480
----------------------	---------------

Group 2 Finishes

All Group 2 Finishes	\$ 565
----------------------	---------------

Duet Finishes

(Matte Black is the Base Color for All Duet Products)

MT1833-NLD/BRN	Brushed Nickel	\$ 539
MT1833-NLD/CHBRZ	Champagne Bronze	\$ 539
MT1833-NLD/CPB	Polished Chrome	\$ 539
MT1833-NLD/PN	Polished Nickel	\$ 539

Knurled Duet Finishes

(Matte Black is the Base Color for All Duet Products)

MT1833-NLDK/BRN	Brushed Nickel	\$ 595
MT1833-NLDK/CHBRZ	Champagne Bronze	\$ 595
MT1833-NLDK/CPB	Polished Chrome	\$ 595
MT1833-NLDK/PN	Polished Nickel	\$ 595

MT1833 Duet Finish Combinations



Base:
Matte Black (MB)

Accent:
Brushed Nickel (BRN)



Base:
Matte Black (MB)

Accent:
Polished Chrome (CPB)



Base:
Matte Black (MB)

Accent:
Polished Nickel (PN)



Base:
Matte Black (MB)

Accent:
Champagne Bronze (CHBRZ)

Francis Anthony Collection

Point-of-Use Drinking Faucet with Contemporary Round Body & Handle



MT1843-NL



MT1843-NL

- 1/4 Turn Ceramic Cartridge
- These faucets are constructed with lead free brass
- 1-3/16" minimum to 1-3/8" maximum mounting hole required
- This drinking water faucet is ICC listed
- Reverse Osmosis Safe

Standard Finishes

MT1843-NL/CHBRZ	Champagne Bronze	\$ 565
MT1843-NL/CPB	Polished Chrome	\$ 235
MT1843-NL/MB	Matte Black	\$ 480
MT1843-NL/ORB	Oil Rubbed Bronze	\$ 427
MT1843-NL/PVDBRN	PVD Brushed Nickel	\$ 285
MT1843-NL/PVDPN	PVD Polished Nickel	\$ 285
MT1843-NL/ULB	Unlacquered Brass	\$ 235
MT1843-NL/VB	Venetian Bronze	\$ 427

Group 1 Finishes

All Group 1 Finishes **\$ 480**

Group 2 Finishes

All Group 2 Finishes **\$ 565**

Duet Finishes

(Matte Black is the Base Color for All Duet Products)

MT1843-NLD/BRN	Brushed Nickel	\$ 539
MT1843-NLD/CHBRZ	Champagne Bronze	\$ 539
MT1843-NLD/CPB	Polished Chrome	\$ 539
MT1843-NLD/PN	Polished Nickel	\$ 539

Knurled Duet Finishes

(Matte Black is the Base Color for All Duet Products)

MT1843-NLDK/BRN	Brushed Nickel	\$ 595
MT1843-NLDK/CHBRZ	Champagne Bronze	\$ 595
MT1843-NLDK/CPB	Polished Chrome	\$ 595
MT1843-NLDK/PN	Polished Nickel	\$ 595

MT1843 Duet Finish Combinations



Base:
Matte Black (MB)
Accent:
Brushed Nickel (BRN)



Base:
Matte Black (MB)
Accent:
Polished Chrome (CPB)



Base:
Matte Black (MB)
Accent:
Polished Nickel (PN)



Base:
Matte Black (MB)
Accent:
Champagne Bronze (CHBRZ)



Francis Anthony Collection



MT1853-NL



Point-of-Use Drinking Faucet with Traditional Curved Body & Curved Handle

MT1853-NL

- 1/4 Turn Ceramic Cartridge
- These faucets are constructed with lead free brass
- 1-3/16" minimum to 1-3/8" maximum mounting hole required
- This drinking water faucet is ICC listed
- Reverse Osmosis Safe

Standard Finishes

MT1853-NL/CHBRZ	Champagne Bronze	\$ 565
MT1853-NL/CPB	Polished Chrome	\$ 235
MT1853-NL/MB	Matte Black	\$ 480
MT1853-NL/ORB	Oil Rubbed Bronze	\$ 427
MT1853-NL/PVDBRN	PVD Brushed Nickel	\$ 285
MT1853-NL/PVDPN	PVD Polished Nickel	\$ 285
MT1853-NL/ULB	Unlacquered Brass	\$ 235
MT1853-NL/VB	Venetian Bronze	\$ 427

Group 1 Finishes

All Group 1 Finishes **\$ 480**

Group 2 Finishes

All Group 2 Finishes **\$ 565**

Point-of-Use Drinking Faucet with Traditional Double Curved Body & Curved Handle

MT1873-NL

- 1/4 Turn Ceramic Cartridge
- These faucets are constructed with lead free brass
- 1-3/16" minimum to 1-3/8" maximum mounting hole required
- This drinking water faucet is ICC listed
- Reverse Osmosis Safe

Standard Finishes

MT1873-NL/CHBRZ	Champagne Bronze	\$ 565
MT1873-NL/CPB	Polished Chrome	\$ 235
MT1873-NL/MB	Matte Black	\$ 480
MT1873-NL/ORB	Oil Rubbed Bronze	\$ 427
MT1873-NL/PVDBRN	PVD Brushed Nickel	\$ 285
MT1873-NL/PVDPN	PVD Polished Nickel	\$ 285
MT1873-NL/ULB	Unlacquered Brass	\$ 235
MT1873-NL/VB	Venetian Bronze	\$ 427

Group 1 Finishes

All Group 1 Finishes **\$ 480**

Group 2 Finishes

All Group 2 Finishes **\$ 565**



MT1873-NL





Point-of-Use Drinking Faucet with Teardrop Body & Side Handle

MT600-NL

- 1/4 Turn Ceramic Cartridge
- 1-3/8" mounting hole required
- Optional AG600S air gap may be required for Reverse Osmosis Filters
- This drinking water faucet is IAPMO listed
- Reverse Osmosis Safe

Standard Finishes

MT600-NL/BRN	Brushed Nickel	\$ 248
MT600-NL/BRS	Brushed Stainless	\$ 294
MT600-NL/CHBRZ	Champagne Bronze	\$ 487
MT600-NL/CPB	Polished Chrome	\$ 198
MT600-NL/MB	Matte Black	\$ 346
MT600-NL/ORB	Oil Rubbed Bronze	\$ 322
MT600-NL/PN	Polished Nickel	\$ 248
MT600-NL/ULB	Unlacquered Brass	\$ 198
MT600-NL/VB	Venetian Bronze	\$ 322

Group 1 Finishes

All Group 1 Finishes **\$ 346**

Group 2 Finishes

All Group 2 Finishes **\$ 487**

Other Finishes

MT600-NL/WH White **\$ 247**



Point-of-Use Drinking Faucet with Round Body & Side Handle

MT620-NL

- 1/4 Turn Ceramic Cartridge
- 1-3/8" mounting hole required
- Optional AG600S air gap may be required for Reverse Osmosis Filters
- This drinking water faucet is IAPMO listed
- Reverse Osmosis Safe

Standard Finishes

MT620-NL/BRN	Brushed Nickel	\$ 298
MT620-NL/BRS	Brushed Stainless	\$ 340
MT620-NL/CHBRZ	Champagne Bronze	\$ 565
MT620-NL/CPB	Polished Chrome	\$ 229
MT620-NL/MB	Matte Black	\$ 401
MT620-NL/ORB	Oil Rubbed Bronze	\$ 363
MT620-NL/PN	Polished Nickel	\$ 298
MT620-NL/ULB	Unlacquered Brass	\$ 229
MT620-NL/VB	Venetian Bronze	\$ 363

Group 1 Finishes

All Group 1 Finishes **\$ 401**

Group 2 Finishes

All Group 2 Finishes **\$ 565**

Other Finishes

MT620-NL/WH White **\$ 287**



Point-of-Use Drinking Faucet with Round Tapered Body & Angled Side Handle



MT624-NL

- 1/4 Turn Ceramic Cartridge
- 1-3/8" mounting hole required
- Optional AG600S air gap may be required for Reverse Osmosis Filters
- This drinking water faucet is IAPMO listed
- Reverse Osmosis Safe

Standard Finishes

MT624-NL/BRN	Brushed Nickel	\$ 197
MT624-NL/BRS	Brushed Stainless	\$ 188
MT624-NL/CHBRZ	Champagne Bronze	\$ 322
MT624-NL/CPB	Polished Chrome	\$ 190
MT624-NL/MB	Matte Black	\$ 263
MT624-NL/ORB	Oil Rubbed Bronze	\$ 247
MT624-NL/PN	Polished Nickel	\$ 197
MT624-NL/ULB	Unlacquered Brass	\$ 190
MT624-NL/VB	Venetian Bronze	\$ 247

Group 1 Finishes

All Group 1 Finishes **\$ 263**

Group 2 Finishes

All Group 2 Finishes **\$ 322**

Point-of-Use Drinking Faucet with High-Spout, Round Tapered Body, & Angled Side Handle



MT625-NL

- 1/4 Turn Ceramic Cartridge
- 1-3/8" mounting hole required
- Optional AG600S air gap may be required for Reverse Osmosis Filters
- This drinking water faucet is IAPMO listed
- Reverse Osmosis Safe

Standard Finishes


MT625-NL/BRN	Brushed Nickel	\$ 197
MT625-NL/BRS	Brushed Stainless	\$ 205
MT625-NL/CHBRZ	Champagne Bronze	\$ 418
MT625-NL/CPB	Polished Chrome	\$ 190
MT625-NL/MB	Matte Black	\$ 297
MT625-NL/ORB	Oil Rubbed Bronze	\$ 247
MT625-NL/PN	Polished Nickel	\$ 197
MT625-NL/ULB	Unlacquered Brass	\$ 190
MT625-NL/VB	Venetian Bronze	\$ 247

Group 1 Finishes

All Group 1 Finishes **\$ 297**

Group 2 Finishes

All Group 2 Finishes **\$ 418**



Point-of-Use Drinking Faucet with Contemporary Round Body & Side Handle

MT630-NL

- 1/4 Turn Ceramic Cartridge
- 1-3/8" mounting hole required
- Optional AG600S air gap may be required for Reverse Osmosis Filters
- This drinking water faucet is IAPMO listed
- Reverse Osmosis Safe

Standard Finishes

MT630-NL/BRN	Brushed Nickel	\$ 321
MT630-NL/BRS	Brushed Stainless	\$ 329
MT630-NL/CHBRZ	Champagne Bronze	\$ 712
MT630-NL/CPB	Polished Chrome	\$ 242
MT630-NL/MB	Matte Black	\$ 419
MT630-NL/ORB	Oil Rubbed Bronze	\$ 371
MT630-NL/PN	Polished Nickel	\$ 321
MT630-NL/ULB	Unlacquered Brass	\$ 242
MT630-NL/VB	Venetian Bronze	\$ 371

Group 1 Finishes

All Group 1 Finishes **\$ 419**

Group 2 Finishes

All Group 2 Finishes **\$ 712**

Point-of-Use Drinking Faucet with Single Tilt Lever Handle

MT635-NL

- Features single tilt lever handle for cold water only
- 1-3/8" mounting hole required
- This drinking water faucet is ICC listed
- Reverse Osmosis Safe

Standard Finishes

MT635-NL/BRN	Brushed Nickel	\$ 562
MT635-NL/BRS	Brushed Stainless	\$ 571
MT635-NL/CHBRZ	Champagne Bronze	\$ 702
MT635-NL/CPB	Polished Chrome	\$ 453
MT635-NL/MB	Matte Black	\$ 595
MT635-NL/ORB	Oil Rubbed Bronze	\$ 608
MT635-NL/PN	Polished Nickel	\$ 562
MT635-NL/ULB	Unlacquered Brass	\$ 453
MT635-NL/VB	Venetian Bronze	\$ 608

Group 1 Finishes

All Group 1 Finishes **\$ 595**

Group 2 Finishes

All Group 2 Finishes **\$ 702**





Point-of-Use Drinking Faucet with Traditional Double Curved Body & Curved Handle

MT1103-NL

- 1/4 Turn Ceramic Cartridge / 1-3/8" mounting hole required
- Optional AG1100 air gap may be required for Reverse Osmosis Filters
- IAPMO Listed
- Reverse Osmosis Safe

Standard Finishes

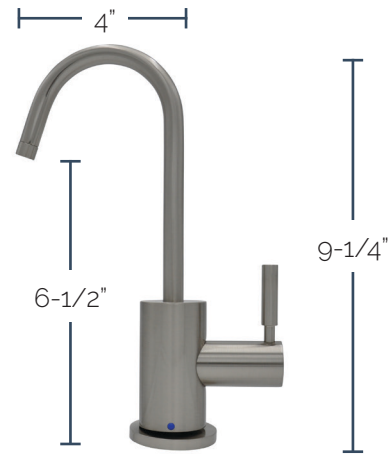
MT1103-NL/BRN	Brushed Nickel	\$ 568
MT1103-NL/CHBRZ	Champagne Bronze	\$ 939
MT1103-NL/CPB	Polished Chrome	\$ 499
MT1103-NL/MB	Matte Black	\$ 671
MT1103-NL/ORB	Oil Rubbed Bronze	\$ 623
MT1103-NL/PN	Polished Nickel	\$ 568
MT1103-NL/ULB	Unlacquered Brass	\$ 499
MT1103-NL/VB	Venetian Bronze	\$ 623

Group 1 Finishes

All Group 1 Finishes **\$ 671**

Group 2 Finishes

All Group 2 Finishes **\$ 939**



Point-of-Use Drinking Faucet with Contemporary Round Body & Handle

MT1403-NL

- 1/4 Turn Ceramic Cartridge / 1-3/8" mounting hole required
- Optional AG1400 air gap may be required for Reverse Osmosis Filters
- IAPMO Listed
- Reverse Osmosis Safe

Standard Finishes

MT1403-NL/BRN	Brushed Nickel	\$ 604
MT1403-NL/CHBRZ	Champagne Bronze	\$ 856
MT1403-NL/CPB	Polished Chrome	\$ 499
MT1403-NL/MB	Matte Black	\$ 725
MT1403-NL/ORB	Oil Rubbed Bronze	\$ 648
MT1403-NL/PN	Polished Nickel	\$ 604
MT1403-NL/ULB	Unlacquered Brass	\$ 499
MT1403-NL/VB	Venetian Bronze	\$ 648
MT1403/SS*	Stainless Steel	\$ 623

Group 1 Finishes

All Group 1 Finishes **\$ 725**

Group 2 Finishes

All Group 2 Finishes **\$ 856**

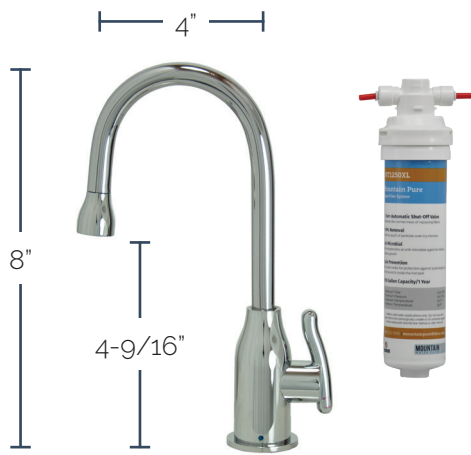
*Solid 304 Stainless Steel Construction

Notes:



See the Mountain Pure® Water Filtration System on Page 61

Francis Anthony Collection



MT1803FIL-NL

Point-of-Use Drinking Faucet with Modern Curved Body & Handle & Mountain Pure® Water Filtration System

MT1803FIL-NL

- 1/4 Turn Ceramic Cartridge
- These faucets are constructed from lead free brass
- 1-3/16" minimum to 1-3/8" maximum mounting hole required
- This drinking water faucet is ICC listed
- MT1250XL Water Filtration System included

Standard Finishes

MT1803FIL-NL/CHBRZ	Champagne Bronze	\$ 944
MT1803FIL-NL/CPB	Polished Chrome	\$ 614
MT1803FIL-NL/MB	Matte Black	\$ 859
MT1803FIL-NL/ORB	Oil Rubbed Bronze	\$ 806
MT1803FIL-NL/PVDBRN	PVD Brushed Nickel	\$ 664
MT1803FIL-NL/PVDPN	PVD Polished Nickel	\$ 664
MT1803FIL-NL/ULB	Unlacquered Brass	\$ 614
MT1803FIL-NL/VB	Venetian Bronze	\$ 806

Group 1 Finishes

All Group 1 Finishes \$ 859

Group 2 Finishes

All Group 2 Finishes \$ 944



MT1833FIL-NL

Point-of-Use Drinking Faucet with Contemporary Round Body & Handle (90° Spout) & Mountain Pure® Water Filtration System

MT1833FIL-NL

- 1/4 Turn Ceramic Cartridge
- These faucets are constructed from lead free brass
- 1-3/16" minimum to 1-3/8" maximum mounting hole required
- This drinking water faucet is ICC listed
- MT1250XL Water Filtration System included

Standard Finishes

MT1833FIL-NL/CHBRZ	Champagne Bronze	\$ 944
MT1833FIL-NL/CPB	Polished Chrome	\$ 614
MT1833FIL-NL/MB	Matte Black	\$ 859
MT1833FIL-NL/ORB	Oil Rubbed Bronze	\$ 806
MT1833FIL-NL/PVDBRN	PVD Brushed Nickel	\$ 664
MT1833FIL-NL/PVDPN	PVD Polished Nickel	\$ 664
MT1833FIL-NL/ULB	Unlacquered Brass	\$ 614
MT1833FIL-NL/VB	Venetian Bronze	\$ 806

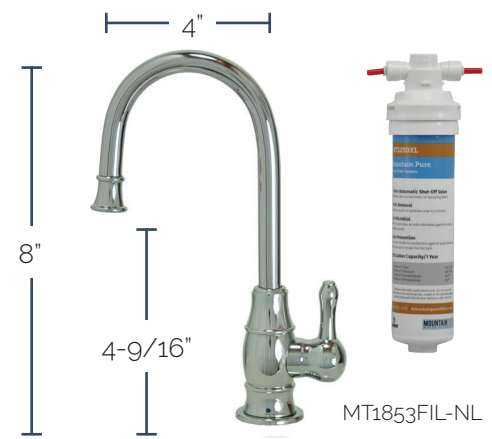
Group 1 Finishes

All Group 1 Finishes \$ 859

Group 2 Finishes

All Group 2 Finishes \$ 944

Francis Anthony Collection



Point-of-Use Drinking Faucet with Contemporary Round Body & Handle & Mountain Pure® Water Filtration System

Point-of-Use Drinking Faucet with Traditional Curved Body & Curved Handle & Mountain Pure® Water Filtration System

MT1843FIL-NL

MT1853FIL-NL

- 1/4 Turn Ceramic Cartridge
- These faucets are constructed from lead free brass
- 1-3/16" minimum to 1-3/8" maximum mounting hole required
- This drinking water faucet is ICC listed
- MT1250XL Water Filtration System included

- 1/4 Turn Ceramic Cartridge
- These faucets are constructed from lead free brass
- 1-3/16" minimum to 1-3/8" maximum mounting hole required
- This drinking water faucet is ICC listed
- MT1250XL Water Filtration System included

Standard Finishes

Standard Finishes

MT1843FIL-NL/CHBRZ	Champagne Bronze	\$ 944
MT1843FIL-NL/CPB	Polished Chrome	\$ 614
MT1843FIL-NL/MB	Matte Black	\$ 859
MT1843FIL-NL/ORB	Oil Rubbed Bronze	\$ 806
MT1843FIL-NL/PVDBRN	PVD Brushed Nickel	\$ 664
MT1843FIL-NL/PVDPN	PVD Polished Nickel	\$ 664
MT1843FIL-NL/ULB	Unlacquered Brass	\$ 614
MT1843FIL-NL/VB	Venetian Bronze	\$ 806

MT1853FIL-NL/CHBRZ	Champagne Bronze	\$ 944
MT1853FIL-NL/CPB	Polished Chrome	\$ 614
MT1853FIL-NL/MB	Matte Black	\$ 859
MT1853FIL-NL/ORB	Oil Rubbed Bronze	\$ 806
MT1853FIL-NL/PVDBRN	PVD Brushed Nickel	\$ 664
MT1853FIL-NL/PVDPN	PVD Polished Nickel	\$ 664
MT1853FIL-NL/ULB	Unlacquered Brass	\$ 614
MT1853FIL-NL/VB	Venetian Bronze	\$ 806

Group 1 Finishes

Group 1 Finishes

All Group 1 Finishes **\$ 859**

All Group 1 Finishes **\$ 859**

Group 2 Finishes

Group 2 Finishes

All Group 2 Finishes **\$ 944**

All Group 2 Finishes **\$ 944**



Faucet Air Gap Unit for MT600-NL, MT620-NL, MT624-NL, MT625-NL, MT630-NL

AG600S

A reverse osmosis air gap usually required by the filter manufacturer and plumbing codes for installing select faucets

- To be used with reverse osmosis systems only
- For use with Little Gourmet® point of use drinking faucets

Standard Finishes

AG600S/BRN	Brushed Nickel	\$ 88
AG600S/BRS	Brushed Stainless	\$ 110
AG600S/CHBRZ	Champagne Bronze	\$ 159
AG600S/CPB	Polished Chrome	\$ 80
AG600S/MB	Matte Black	\$ 114
AG600S/ORB	Oil Rubbed Bronze	\$ 93
AG600S/PN	Polished Nickel	\$ 88
AG600S/ULB	Unlacquered Brass	\$ 80
AG600S/VB	Venetian Bronze	\$ 93

Group 1 Finishes

All Group 1 Finishes **\$ 114**

Group 2 Finishes

All Group 2 Finishes **\$ 159**

Other Finishes

AG600S/WH White **\$ 80**



Faucet Air Gap Unit for MT1403-NL, MT1833-NL, MT1843-NL

AG1400

A reverse osmosis air gap usually required by the filter manufacturer and plumbing codes when installing select faucets.

- Requires two mounting holes
- For use with Little Gourmet® point of use drinking faucets



Faucet Air Gap Unit for MT1103-NL, MT1853-NL, MT1873-NL

AG1100

A reverse osmosis air gap usually required by the filter manufacturer and plumbing codes for installing select faucets.

- Requires two mounting holes
- For use with Little Gourmet® point of use drinking faucets

Standard Finishes

AG1100/BRN	Brushed Nickel	\$ 134
AG1100/CHBRZ	Champagne Bronze	\$ 212
AG1100/CPB	Polished Chrome	\$ 122
AG1100/MB	Matte Black	\$ 152
AG1100/ORB	Oil Rubbed Bronze	\$ 142
AG1100/PN	Polished Nickel	\$ 134
AG1100/ULB	Unlacquered Brass	\$ 122
AG1100/VB	Venetian Bronze	\$ 142

Group 1 Finishes

All Group 1 Finishes **\$ 152**

Group 2 Finishes

All Group 2 Finishes **\$ 212**



Threaded Shank Adaptor for Thicker Countertop Installations

MT600/ADPT

All Point of Use Faucets will fit 2 1/4" thick deck. Adaptor will lengthen this shank by 2 3/4"

- Price... **\$ 18**

Standard Finishes

AG1400/BRN	Brushed Nickel	\$ 126
AG1400/CHBRZ	Champagne Bronze	\$ 183
AG1400/CPB	Polished Chrome	\$ 119
AG1400/MB	Matte Black	\$ 152
AG1400/ORB	Oil Rubbed Bronze	\$ 134
AG1400/PN	Polished Nickel	\$ 126
AG1400/SS	Stainless Steel	\$ 179
AG1400/ULB	Unlacquered Brass	\$ 119
AG1400/VB	Venetian Bronze	\$ 134

Group 1 Finishes

All Group 1 Finishes **\$ 152**

Group 2 Finishes

All Group 2 Finishes **\$ 183**

Shower Heads, Arms, Drains, Grids, & Accessories

Section Contents

Mountain Re-Vive™ Shower Products **103 - 120**

Mountain Re-Vive™ Shower Drains

 Designer Series **121 - 124**

 Select Series **125 - 126**

Shower Grids **127 - 129**

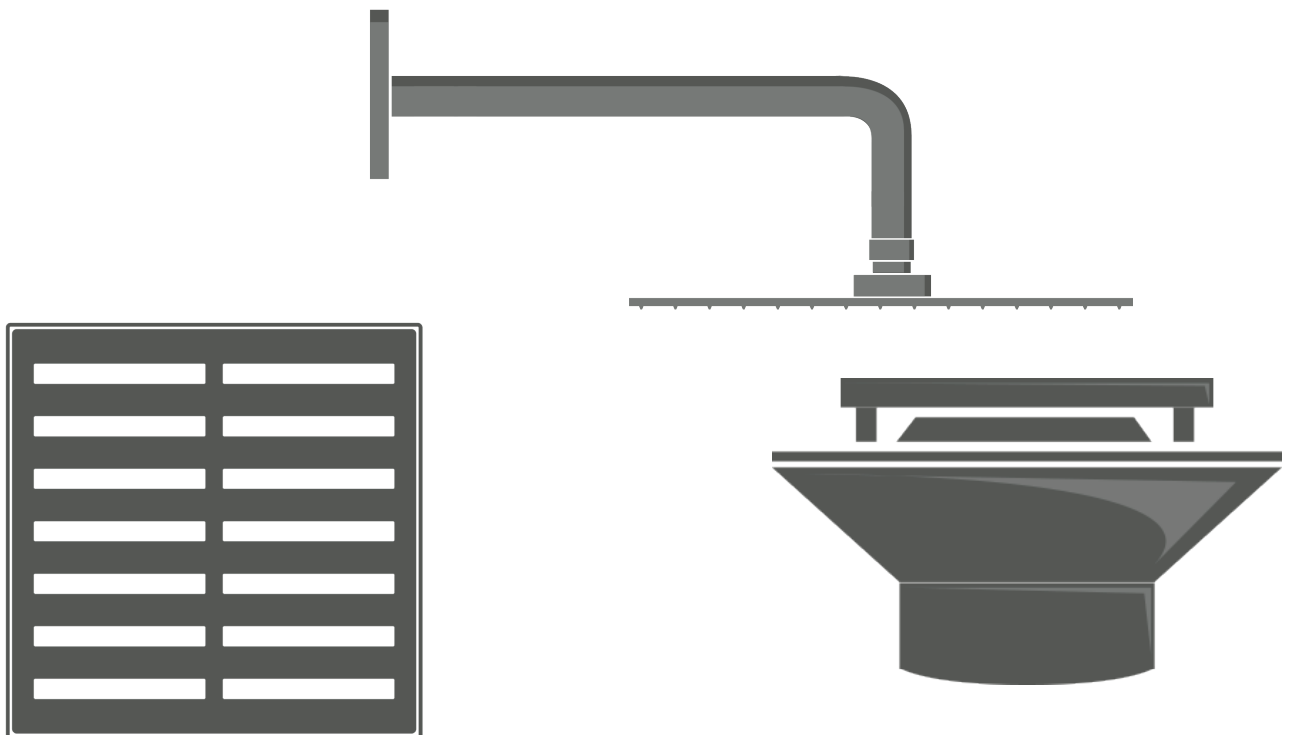
Shower Drain Bodies **130**

Complete Shower Drains **131 - 134**

Fixture Planning Diagrams

Use the shower stall fixture planning diagram to simplify your product selection and complete your design.

Shower Stall Fixture Planning Diagram **15**



Mountain Re-Vive™ Designer Series

The Mountain Re-Vive™ Shower Collection allows you to revive your shower, the soul of your bathroom. The **ultra slim, less than 3mm**, showerheads will revitalize your look. Pairing the minimalistic showerheads with the quality array of shower arms allows the Re-Vive™ Collection to rejuvenate your style.



6" Round Rain Head

MT10-6

- Seamless Stainless Steel Construction
- Ultra Slim 2.4mm
- 60 Clog Free Nozzles
- 1/2" IPS Swivel Ball Joint for Angle Adjustment
- 1.6 GPM (2.5 GPM Restrictor Also Included)

Standard Finishes

MT10-6/BRN	Brushed Nickel	\$ 225
MT10-6/CPB	Polished Chrome	\$ 156
MT10-6/MB	Matte Black	\$ 264
MT10-6/ORB	Oil Rubbed Bronze	\$ 264
MT10-6/PN	Polished Nickel	\$ 225

*Available in these finishes only



8" Round Rain Head

MT10-8

- Seamless Stainless Steel Construction
- Ultra Slim 2.4mm
- 90 Clog Free Nozzles
- 1/2" IPS Swivel Ball Joint for Angle Adjustment
- 1.6 GPM (2.5 GPM Restrictor Also Included)

Standard Finishes

MT10-8/BRN	Brushed Nickel	\$ 326
MT10-8/CPB	Polished Chrome	\$ 277
MT10-8/MB	Matte Black	\$ 382
MT10-8/ORB	Oil Rubbed Bronze	\$ 382
MT10-8/PN	Polished Nickel	\$ 326

*Available in these finishes only



10" Round Rain Head

MT10-10

- Seamless Stainless Steel Construction
- Ultra Slim 2.4mm
- 126 Clog Free Nozzles
- 1/2" IPS Swivel Ball Joint for Angle Adjustment
- 1.6 GPM (2.5 GPM Restrictor Also Included)

Standard Finishes

MT10-10/BRN	Brushed Nickel	\$ 416
MT10-10/CPB	Polished Chrome	\$ 375
MT10-10/MB	Matte Black	\$ 491
MT10-10/ORB	Oil Rubbed Bronze	\$ 491
MT10-10/PN	Polished Nickel	\$ 416

*Available in these finishes only



12" Round Rain Head

MT10-12

- Seamless Stainless Steel Construction
- Ultra Slim 2.4mm
- 168 Clog Free Nozzles
- 1/2" IPS Swivel Ball Joint for Angle Adjustment
- 1.6 GPM (2.5 GPM Restrictor Also Included)

Standard Finishes

MT10-12/BRN	Brushed Nickel	\$ 545
MT10-12/CPB	Polished Chrome	\$ 460
MT10-12/MB	Matte Black	\$ 609
MT10-12/ORB	Oil Rubbed Bronze	\$ 609
MT10-12/PN	Polished Nickel	\$ 545

*Available in these finishes only

16" Round Rain Head

MT10-16

- Seamless Stainless Steel Construction
- Ultra Slim 2.4mm
- 198 Clog Free Nozzles
- 1/2" IPS Swivel Ball Joint for Angle Adjustment
- 1.6 GPM (2.5 GPM Restrictor Also Included)

Standard Finishes

MT10-16/BRN	Brushed Nickel	\$ 858
MT10-16/CPB	Polished Chrome	\$ 802
MT10-16/MB	Matte Black	\$ 961
MT10-16/ORB	Oil Rubbed Bronze	\$ 961
MT10-16/PN	Polished Nickel	\$ 858

*Available in these finishes only





6" Square Rain Head

MT11-6

- Seamless Stainless Steel Construction
- Ultra Slim 2.4mm
- 64 Clog Free Nozzles
- 1/2" IPS Swivel Ball Joint for Angle Adjustment
- 1.6 GPM (2.5 GPM Restrictor Also Included)

Standard Finishes

MT11-6/BRN	Brushed Nickel	\$ 277
MT11-6/CPB	Polished Chrome	\$ 233
MT11-6/MB	Matte Black	\$ 326
MT11-6/ORB	Oil Rubbed Bronze	\$ 326
MT11-6/PN	Polished Nickel	\$ 277

*Available in these finishes only



8" Square Rain Head

MT11-8

- Seamless Stainless Steel Construction
- Ultra Slim 2.4mm
- 100 Clog Free Nozzles
- 1/2" IPS Swivel Ball Joint for Angle Adjustment
- 1.6 GPM (2.5 GPM Restrictor Also Included)

Standard Finishes

MT11-8/BRN	Brushed Nickel	\$ 317
MT11-8/CPB	Polished Chrome	\$ 290
MT11-8/MB	Matte Black	\$ 375
MT11-8/ORB	Oil Rubbed Bronze	\$ 375
MT11-8/PN	Polished Nickel	\$ 317

*Available in these finishes only



10" Square Rain Head


MT11-10

- Seamless Stainless Steel Construction
- Ultra Slim 2.4mm
- 144 Clog Free Nozzles
- 1/2" IPS Swivel Ball Joint for Angle Adjustment
- 1.6 GPM (2.5 GPM Restrictor Also Included)

Standard Finishes

MT11-10/BRN	Brushed Nickel	\$ 454
MT11-10/CPB	Polished Chrome	\$ 416
MT11-10/MB	Matte Black	\$ 534
MT11-10/ORB	Oil Rubbed Bronze	\$ 534
MT11-10/PN	Polished Nickel	\$ 454

*Available in these finishes only



12" Square Rain Head

MT11-12

- Seamless Stainless Steel Construction
- Ultra Slim 2.4mm
- 144 Clog Free Nozzles
- 1/2" IPS Swivel Ball Joint for Angle Adjustment
- 1.6 GPM (2.5 GPM Restrictor Also Included)

Standard Finishes

MT11-12/BRN	Brushed Nickel	\$ 558
MT11-12/CPB	Polished Chrome	\$ 495
MT11-12/MB	Matte Black	\$ 625
MT11-12/ORB	Oil Rubbed Bronze	\$ 625
MT11-12/PN	Polished Nickel	\$ 558

*Available in these finishes only

16" Square Rain Head

MT11-16

- Seamless Stainless Steel Construction
- Ultra Slim 2.4mm
- 196 Clog Free Nozzles
- 1/2" IPS Swivel Ball Joint for Angle Adjustment
- 1.6 GPM (2.5 GPM Restrictor Also Included)

Standard Finishes

MT11-16/BRN	Brushed Nickel	\$ 885
MT11-16/CPB	Polished Chrome	\$ 837
MT11-16/MB	Matte Black	\$ 992
MT11-16/ORB	Oil Rubbed Bronze	\$ 992
MT11-16/PN	Polished Nickel	\$ 885

*Available in these finishes only





6" x 9" Oval Rain Head (MT12-6X9)

- Seamless Stainless Steel Construction
- Ultra Slim 2.4mm
- 81 Clog Free Nozzles
- 1/2" IPS Swivel Ball Joint for Angle Adjustment
- 1.6 GPM (2.5 GPM Restrictor Also Included)

Standard Finishes

MT12-6X9/BRN	Brushed Nickel	\$ 317
MT12-6X9/CPB	Polished Chrome	\$ 277
MT12-6X9/PN	Polished Nickel	\$ 317

***Available in these finishes only**




9" x 13" Oval Rain Head (MT12-9X13)

- Seamless Stainless Steel Construction
- Ultra Slim 2.4mm
- 127 Clog Free Nozzles
- 1/2" IPS Swivel Ball Joint for Angle Adjustment
- 1.6 GPM (2.5 GPM Restrictor Also Included)

Standard Finishes

MT12-9X13/BRN	Brushed Nickel	\$ 495
MT12-9X13/CPB	Polished Chrome	\$ 454
MT12-9X13/PN	Polished Nickel	\$ 495

***Available in these finishes only**



7" x 10" Rectangle Rain Head (MT13-7X10)

- Seamless Stainless Steel Construction
- Ultra Slim 2.4mm
- 96 Clog Free Nozzles
- 1/2" IPS Swivel Ball Joint for Angle Adjustment
- 1.6 GPM (2.5 GPM Restrictor Also Included)

Standard Finishes

MT13-7X10/BRN	Brushed Nickel	\$ 339
MT13-7X10/CPB	Polished Chrome	\$ 290
MT13-7X10/PN	Polished Nickel	\$ 339

***Available in these finishes only**



9" X 13" Rectangle Rain Head (MT13-9X13)

- Seamless Stainless Steel Construction
- Ultra Slim 2.4mm
- 160 Clog Free Nozzles
- 1/2" IPS Swivel Ball Joint for Angle Adjustment
- 1.6 GPM (2.5 GPM Restrictor Also Included)

Standard Finishes

MT13-9X13/BRN	Brushed Nickel	\$ 495
MT13-9X13/CPB	Polished Chrome	\$ 454
MT13-9X13/PN	Polished Nickel	\$ 495

*Available in these finishes only



8" Traditional Round Rain Head (MT18-8)

- Solid Brass Construction
- Clog Free Nozzles
- 1/2" IPS Swivel Ball Joint for Angle Adjustment
- 1.6 GPM (2.5 GPM Restrictor Also Included)

Standard Finishes

MT18-8/BRN	Brushed Nickel	\$ 424
MT18-8/CPB	Polished Chrome	\$ 358
MT18-8/ORB	Oil Rubbed Bronze	\$ 495
MT18-8/PN	Polished Nickel	\$ 424
MT18-8/VB	Venetian Bronze	\$ 495

*Available in these finishes only



10" Traditional Round Rain Head (MT18-10)

- Solid Brass Construction
- Clog Free Nozzles
- 1/2" IPS Swivel Ball Joint for Angle Adjustment
- 1.6 GPM (2.5 GPM Restrictor Also Included)

Standard Finishes

MT18-10/BRN	Brushed Nickel	\$ 546
MT18-10/CPB	Polished Chrome	\$ 467
MT18-10/ORB	Oil Rubbed Bronze	\$ 643
MT18-10/PN	Polished Nickel	\$ 546
MT18-10/VB	Venetian Bronze	\$ 643

*Available in these finishes only



Shower Arm w/ 45° Bend (6", 8", 12")

- Solid Brass Construction
- Wall Mount
- 45° Bend
- 1/2"NPT
- 2-7/16" Decorative Round Brass Escutcheon

MT20-6 (6" Arm)

Standard Finishes

MT20-6/BRN	Brushed Nickel	\$ 75
MT20-6/CPB	Polished Chrome	\$ 63
MT20-6/MB	Matte Black	\$ 93
MT20-6/ORB	Oil Rubbed Bronze	\$ 93
MT20-6/PN	Polished Nickel	\$ 75
MT20-6/ULB	Unlacquered Brass	\$ 63
MT20-6/VB	Venetian Bronze	\$ 93

MT20-8 (8" Arm)

Standard Finishes

MT20-8/BRN	Brushed Nickel	\$ 78
MT20-8/CPB	Polished Chrome	\$ 75
MT20-8/MB	Matte Black	\$ 98
MT20-8/ORB	Oil Rubbed Bronze	\$ 98
MT20-8/PN	Polished Nickel	\$ 78
MT20-8/ULB	Unlacquered Brass	\$ 75
MT20-8/VB	Venetian Bronze	\$ 98

MT20-12 (12" Arm)

Standard Finishes

MT20-12/BRN	Brushed Nickel	\$ 100
MT20-12/CPB	Polished Chrome	\$ 75
MT20-12/MB	Matte Black	\$ 137
MT20-12/ORB	Oil Rubbed Bronze	\$ 137
MT20-12/PN	Polished Nickel	\$ 100
MT20-12/ULB	Unlacquered Brass	\$ 75
MT20-12/VB	Venetian Bronze	\$ 137



Square Shower Arm w/ 45° Bend (6", 8", 12")

- Solid Brass Construction
- Wall Mount
- 45° Bend
- 1/2"NPT
- 2" Decorative Square Brass Escutcheon

MT21-6 (6" Arm)

Standard Finishes

MT21-6/BRN	Brushed Nickel	\$ 98
MT21-6/CPB	Polished Chrome	\$ 87
MT21-6/MB	Matte Black	\$ 124
MT21-6/ORB	Oil Rubbed Bronze	\$ 124
MT21-6/PN	Polished Nickel	\$ 98
MT21-6/ULB	Unlacquered Brass	\$ 87
MT21-6/VB	Venetian Bronze	\$ 124

MT21-8 (8" Arm)

Standard Finishes

MT21-8/BRN	Brushed Nickel	\$ 131
MT21-8/CPB	Polished Chrome	\$ 100
MT21-8/MB	Matte Black	\$ 142
MT21-8/ORB	Oil Rubbed Bronze	\$ 142
MT21-8/PN	Polished Nickel	\$ 131
MT21-8/ULB	Unlacquered Brass	\$ 100
MT21-8/VB	Venetian Bronze	\$ 142

MT21-12 (12" Arm)

Standard Finishes

MT21-12/BRN	Brushed Nickel	\$ 170
MT21-12/CPB	Polished Chrome	\$ 148
MT21-12/MB	Matte Black	\$ 214
MT21-12/ORB	Oil Rubbed Bronze	\$ 214
MT21-12/PN	Polished Nickel	\$ 170
MT21-12/ULB	Unlacquered Brass	\$ 148
MT21-12/VB	Venetian Bronze	\$ 214



Curved Round Wall Rain Arm (12", 16")

- Solid Brass Construction
- Wall Mount
- 90° Bend
- 1/2"NPT
- 2-7/16" Decorative Round Brass Escutcheon

MT22 (12" Arm)

Standard Finishes

MT22/BRN	Brushed Nickel	\$ 110
MT22/CPB	Polished Chrome	\$ 66
MT22/MB	Matte Black	\$ 135
MT22/ORB	Oil Rubbed Bronze	\$ 135
MT22/PN	Polished Nickel	\$ 110
MT22/ULB	Unlacquered Brass	\$ 66
MT22/VB	Venetian Bronze	\$ 135

MT22-16 (16" Arm)

Standard Finishes

MT22-16/BRN	Brushed Nickel	\$ 121
MT22-16/CPB	Polished Chrome	\$ 93
MT22-16/MB	Matte Black	\$ 147
MT22-16/ORB	Oil Rubbed Bronze	\$ 147
MT22-16/PN	Polished Nickel	\$ 163
MT22-16/ULB	Unlacquered Brass	\$ 93
MT22-16/VB	Venetian Bronze	\$ 147



Round 90° Wall Rain Arm (12", 16")

- Solid Brass Construction
- Wall Mount
- 90° Bend
- 1/2"NPT
- 2-7/16" Decorative Round Brass Escutcheon

MT24 (12" Arm)

Standard Finishes

MT24/BRN	Brushed Nickel	\$ 162
MT24/CPB	Polished Chrome	\$ 141
MT24/MB	Matte Black	\$ 203
MT24/ORB	Oil Rubbed Bronze	\$ 203
MT24/PN	Polished Nickel	\$ 162
MT24/ULB	Unlacquered Brass	\$ 141
MT24/VB	Venetian Bronze	\$ 203

MT24-16 (16" Arm)

Standard Finishes

MT24-16/BRN	Brushed Nickel	\$ 213
MT24-16/CPB	Polished Chrome	\$ 184
MT24-16/MB	Matte Black	\$ 265
MT24-16/ORB	Oil Rubbed Bronze	\$ 265
MT24-16/PN	Polished Nickel	\$ 213
MT24-16/ULB	Unlacquered Brass	\$ 184
MT24-16/VB	Venetian Bronze	\$ 265



Curved Square Wall Rain Arm (12", 16")

- Solid Brass Construction
- Wall Mount
- 90° Bend
- 1/2"NPT
- 2" Decorative Square Brass Escutcheon

MT23 (12" Arm)

Standard Finishes

MT23/BRN	Brushed Nickel	\$ 188
MT23/CPB	Polished Chrome	\$ 152
MT23/MB	Matte Black	\$ 200
MT23/ORB	Oil Rubbed Bronze	\$ 200
MT23/PN	Polished Nickel	\$ 188
MT23/ULB	Unlacquered Brass	\$ 152
MT23/VB	Venetian Bronze	\$ 200

MT23-16 (16" Arm)

Standard Finishes

MT23-16/BRN	Brushed Nickel	\$ 215
MT23-16/CPB	Polished Chrome	\$ 174
MT23-16/MB	Matte Black	\$ 230
MT23-16/ORB	Oil Rubbed Bronze	\$ 230
MT23-16/PN	Polished Nickel	\$ 215
MT23-16/ULB	Unlacquered Brass	\$ 174
MT23-16/VB	Venetian Bronze	\$ 230



Square 90° Wall Rain Arm (12", 16")

- Solid Brass Construction
- Wall Mount
- 90° Bend
- 1/2"NPT
- 2" Decorative Square Brass Escutcheon

MT25 (12" Arm)

Standard Finishes

MT25/BRN	Brushed Nickel	\$ 188
MT25/CPB	Polished Chrome	\$ 152
MT25/MB	Matte Black	\$ 200
MT25/ORB	Oil Rubbed Bronze	\$ 200
MT25/PN	Polished Nickel	\$ 188
MT25/ULB	Unlacquered Brass	\$ 152
MT25/VB	Venetian Bronze	\$ 200

MT25-16 (16" Arm)

Standard Finishes

MT25-16/BRN	Brushed Nickel	\$ 215
MT25-16/CPB	Polished Chrome	\$ 174
MT25-16/MB	Matte Black	\$ 230
MT25-16/ORB	Oil Rubbed Bronze	\$ 230
MT25-16/PN	Polished Nickel	\$ 215
MT25-16/ULB	Unlacquered Brass	\$ 174
MT25-16/VB	Venetian Bronze	\$ 230



Rectangular Wall Rain Arm (12", 16")

- Solid Brass Construction
- Wall Mount
- No Bend; 90° Down Spout
- 1/2"NPT
- 2" Decorative Square Brass Escutcheon

MT27 (12" Arm)

Standard Finishes

MT27/BRN	Brushed Nickel	\$ 213
MT27/CPB	Polished Chrome	\$ 183
MT27/MB	Matte Black	\$ 265
MT27/ORB	Oil Rubbed Bronze	\$ 265
MT27/PN	Polished Nickel	\$ 213
MT27/ULB	Unlacquered Brass	\$ 183
MT27/VB	Venetian Bronze	\$ 265

MT27-16 (16" Arm)

Standard Finishes

MT27-16/BRN	Brushed Nickel	\$ 267
MT27-16/CPB	Polished Chrome	\$ 240
MT27-16/MB	Matte Black	\$ 334
MT27-16/ORB	Oil Rubbed Bronze	\$ 334
MT27-16/PN	Polished Nickel	\$ 267
MT27-16/ULB	Unlacquered Brass	\$ 240
MT27-16/VB	Venetian Bronze	\$ 334



Round Shower Riser (12", 16")

- Solid Brass Construction
- Wall Mount
- 9" Vertical Rise
- 1/2"NPT
- 2-7/16" Decorative Round Brass Escutcheon



Square Shower Riser (12", 16")

- Solid Brass Construction
- Wall Mount
- 8-1/2" Vertical Rise
- 1/2"NPT
- 2" Decorative Square Brass Escutcheon

MT28 (12" Arm)

Standard Finishes

MT28/BRN	Brushed Nickel	\$ 255
MT28/CPB	Polished Chrome	\$ 213
MT28/MB	Matte Black	\$ 317
MT28/ORB	Oil Rubbed Bronze	\$ 317
MT28/PN	Polished Nickel	\$ 255
MT28/ULB	Unlacquered Brass	\$ 213
MT28/VB	Venetian Bronze	\$ 317

MT29 (12" Arm)

Standard Finishes

MT29/BRN	Brushed Nickel	\$ 268
MT29/CPB	Polished Chrome	\$ 227
MT29/MB	Matte Black	\$ 335
MT29/ORB	Oil Rubbed Bronze	\$ 335
MT29/PN	Polished Nickel	\$ 268
MT29/ULB	Unlacquered Brass	\$ 227
MT29/VB	Venetian Bronze	\$ 335

MT28-16 (16" Arm)

Standard Finishes

MT28-16/BRN	Brushed Nickel	\$ 310
MT28-16/CPB	Polished Chrome	\$ 243
MT28-16/MB	Matte Black	\$ 387
MT28-16/ORB	Oil Rubbed Bronze	\$ 387
MT28-16/PN	Polished Nickel	\$ 310
MT28-16/ULB	Unlacquered Brass	\$ 243
MT28-16/VB	Venetian Bronze	\$ 387

MT29-16 (16" Arm)

Standard Finishes

MT29-16/BRN	Brushed Nickel	\$ 323
MT29-16/CPB	Polished Chrome	\$ 281
MT29-16/MB	Matte Black	\$ 403
MT29-16/ORB	Oil Rubbed Bronze	\$ 403
MT29-16/PN	Polished Nickel	\$ 323
MT29-16/ULB	Unlacquered Brass	\$ 281
MT29-16/VB	Venetian Bronze	\$ 403



Round Ceiling Drop (3", 6", 8")

- Solid Brass Construction
- Ceiling Mount
- 1/2"NPT
- 2-7/16" Decorative Round Brass Escutcheon

MT30-3 (3" Drop)

Standard Finishes

MT30-3/BRN	Brushed Nickel	\$ 49
MT30-3/CPB	Polished Chrome	\$ 46
MT30-3/MB	Matte Black	\$ 63
MT30-3/ORB	Oil Rubbed Bronze	\$ 63
MT30-3/PN	Polished Nickel	\$ 49
MT30-3/ULB	Unlacquered Brass	\$ 46
MT30-3/VB	Venetian Bronze	\$ 63

MT30-6 (6" Drop)

Standard Finishes

MT30-6/BRN	Brushed Nickel	\$ 75
MT30-6/CPB	Polished Chrome	\$ 63
MT30-6/MB	Matte Black	\$ 95
MT30-6/ORB	Oil Rubbed Bronze	\$ 95
MT30-6/PN	Polished Nickel	\$ 75
MT30-6/ULB	Unlacquered Brass	\$ 63
MT30-6/VB	Venetian Bronze	\$ 95

MT30-8 (8" Drop)

Standard Finishes

MT30-8/BRN	Brushed Nickel	\$ 102
MT30-8/CPB	Polished Chrome	\$ 85
MT30-8/MB	Matte Black	\$ 129
MT30-8/ORB	Oil Rubbed Bronze	\$ 129
MT30-8/PN	Polished Nickel	\$ 102
MT30-8/ULB	Unlacquered Brass	\$ 85
MT30-8/VB	Venetian Bronze	\$ 129



Round Ceiling Drop (12", 18", 24")

- Solid Brass Construction
- Ceiling Mount
- 1/2"NPT
- 2-7/16" Decorative Round Brass Escutcheon

MT30-12 (12" Drop)

Standard Finishes

MT30-12/BRN	Brushed Nickel	\$ 135
MT30-12/CPB	Polished Chrome	\$ 116
MT30-12/MB	Matte Black	\$ 170
MT30-12/ORB	Oil Rubbed Bronze	\$ 170
MT30-12/PN	Polished Nickel	\$ 135
MT30-12/ULB	Unlacquered Brass	\$ 116
MT30-12/VB	Venetian Bronze	\$ 170

MT30-18 (18" Drop)

Standard Finishes

MT30-18/BRN	Brushed Nickel	\$ 192
MT30-18/CPB	Polished Chrome	\$ 158
MT30-18/MB	Matte Black	\$ 240
MT30-18/ORB	Oil Rubbed Bronze	\$ 240
MT30-18/PN	Polished Nickel	\$ 192
MT30-18/ULB	Unlacquered Brass	\$ 158
MT30-18/VB	Venetian Bronze	\$ 240

MT30-24 (24" Drop)

Standard Finishes

MT30-24/BRN	Brushed Nickel	\$ 230
MT30-24/CPB	Polished Chrome	\$ 190
MT30-24/MB	Matte Black	\$ 288
MT30-24/ORB	Oil Rubbed Bronze	\$ 288
MT30-24/PN	Polished Nickel	\$ 230
MT30-24/ULB	Unlacquered Brass	\$ 190
MT30-24/VB	Venetian Bronze	\$ 288



Square Ceiling Drop (3", 6", 8")

- Solid Brass Construction
- Ceiling Mount
- 1/2"NPT
- 2" Decorative Square Brass Escutcheon

MT31-3 (3" Drop)

Standard Finishes

MT31-3/BRN	Brushed Nickel	\$ 60
MT31-3/CPB	Polished Chrome	\$ 53
MT31-3/MB	Matte Black	\$ 72
MT31-3/ORB	Oil Rubbed Bronze	\$ 72
MT31-3/PN	Polished Nickel	\$ 60
MT31-3/ULB	Unlacquered Brass	\$ 53
MT31-3/VB	Venetian Bronze	\$ 72

MT31-6 (6" Drop)

Standard Finishes

MT31-6/BRN	Brushed Nickel	\$ 105
MT31-6/CPB	Polished Chrome	\$ 92
MT31-6/MB	Matte Black	\$ 131
MT31-6/ORB	Oil Rubbed Bronze	\$ 131
MT31-6/PN	Polished Nickel	\$ 105
MT31-6/ULB	Unlacquered Brass	\$ 92
MT31-6/VB	Venetian Bronze	\$ 131

MT31-8 (8" Drop)

Standard Finishes

MT31-8/BRN	Brushed Nickel	\$ 162
MT31-8/CPB	Polished Chrome	\$ 138
MT31-8/MB	Matte Black	\$ 203
MT31-8/ORB	Oil Rubbed Bronze	\$ 203
MT31-8/PN	Polished Nickel	\$ 162
MT31-8/ULB	Unlacquered Brass	\$ 138
MT31-8/VB	Venetian Bronze	\$ 203



Square Ceiling Drop (12", 18", 24")

- Solid Brass Construction
- Ceiling Mount
- 1/2"NPT
- 2" Decorative Square Brass Escutcheon

MT31-12 (12" Drop)

Standard Finishes

MT31-12/BRN	Brushed Nickel	\$ 147
MT31-12/CPB	Polished Chrome	\$ 121
MT31-12/MB	Matte Black	\$ 240
MT31-12/ORB	Oil Rubbed Bronze	\$ 240
MT31-12/PN	Polished Nickel	\$ 147
MT31-12/ULB	Unlacquered Brass	\$ 121
MT31-12/VB	Venetian Bronze	\$ 240

MT31-18 (18" Drop)

Standard Finishes

MT31-18/BRN	Brushed Nickel	\$ 243
MT31-18/CPB	Polished Chrome	\$ 213
MT31-18/MB	Matte Black	\$ 305
MT31-18/ORB	Oil Rubbed Bronze	\$ 305
MT31-18/PN	Polished Nickel	\$ 243
MT31-18/ULB	Unlacquered Brass	\$ 213
MT31-18/VB	Venetian Bronze	\$ 305

MT31-24 (24" Drop)

Standard Finishes

MT31-24/BRN	Brushed Nickel	\$ 291
MT31-24/CPB	Polished Chrome	\$ 255
MT31-24/MB	Matte Black	\$ 366
MT31-24/ORB	Oil Rubbed Bronze	\$ 366
MT31-24/PN	Polished Nickel	\$ 291
MT31-24/ULB	Unlacquered Brass	\$ 255
MT31-24/VB	Venetian Bronze	\$ 366



Mountain Re-Vive™ Shower Products

The Mountain Re-Vive™ Shower Collection allows you to revive your shower, the soul of your bathroom. The **ultra slim** contemporary hand showers will revitalize your look. Pairing this unique hand shower with the matching Re-Vive™ shower head allows you to rejuvenate your style.



Round Multi-Function Hand Shower (MT10HSMF)

- Three functions: spray, mist, or both
- Thumb clicker button toggles between spray modes
- Interior lining prevents scalding
- Ergonomic 15° bend
- 1.6 or 2.5 GPM flow rate
- ABS plastic casing with thermoplastic rubber nozzles

Standard Finishes

MT10HSMF/BRN	Brushed Nickel
MT10HSMF/CPB	Polished Chrome
MT10HSMF/MB	Matte Black
MT10HSMF/PN	Polished Nickel

*Available in these finishes only



Square Multi-Function Hand Shower (MT11HSMF)

- Three functions: spray, mist, or both
- Thumb clicker button toggles between spray modes
- Interior lining prevents scalding
- Ergonomic 15° bend
- 1.6 or 2.5 GPM flow rate
- ABS plastic casing with thermoplastic rubber nozzles

Standard Finishes

\$ 131	MT11HSMF/BRN	Brushed Nickel	\$ 131
\$ 110	MT11HSMF/CPB	Polished Chrome	\$ 110
\$ 164	MT11HSMF/MB	Matte Black	\$ 164
\$ 131	MT11HSMF/PN	Polished Nickel	\$ 131

*Available in these finishes only



Traditional Round Hand Shower (MT18HS)

- Solid Brass Construction
- Single Function
- Ergonomic 90° Bend

Standard Finishes

MT18HS/BRN	Brushed Nickel	\$ 175
MT18HS/CPB	Polished Chrome	\$ 145
MT18HS/ORB	Oil Rubbed Bronze	\$ 195
MT18HS/PN	Polished Nickel	\$ 175
MT18HS/VB	Venetian Bronze	\$ 195

*Available in these finishes only



Round Stainless Steel Bent Hand Shower (MT10HS)

- Seamless Stainless Steel Construction
- Ultra Slim 2.4mm
- Ergonomic 30° Bend

Standard Finishes

MT10HS/BRN	Brushed Nickel	\$ 131
MT10HS/CPB	Polished Chrome	\$ 110
MT10HS/MB	Matte Black	\$ 164
MT10HS/ORB	Oil Rubbed Bronze	\$ 164
MT10HS/PN	Polished Nickel	\$ 131

*Available in these finishes only



Square Stainless Steel Bent Hand Shower (MT11HS)

- Seamless Stainless Steel Construction
- Ultra Slim 2.4mm
- Ergonomic 30° Bend

Standard Finishes

MT11HS/BRN	Brushed Nickel	\$ 131
MT11HS/CPB	Polished Chrome	\$ 110
MT11HS/MB	Matte Black	\$ 164
MT11HS/ORB	Oil Rubbed Bronze	\$ 164
MT11HS/PN	Polished Nickel	\$ 131

*Available in these finishes only



Round Slim Hand Shower Wand (MT12HS)

- Solid Brass Construction
- Single Function

Standard Finishes

MT12HS/BRN	Brushed Nickel	\$ 97
MT12HS/CPB	Polished Chrome	\$ 82
MT12HS/MB	Matte Black	\$ 120
MT12HS/ORB	Oil Rubbed Bronze	\$ 120
MT12HS/PN	Polished Nickel	\$ 97
MT12HS/VB	Venetian Bronze	\$ 120

*Available in these finishes only




Rectangular Slim Hand Shower Wand (MT13HS)

- Solid Brass Construction
- Single Function

Standard Finishes

MT13HS/BRN	Brushed Nickel	\$ 97
MT13HS/CPB	Polished Chrome	\$ 82
MT13HS/MB	Matte Black	\$ 120
MT13HS/ORB	Oil Rubbed Bronze	\$ 120
MT13HS/PN	Polished Nickel	\$ 97
MT13HS/VB	Venetian Bronze	\$ 120

*Available in these finishes only



Round Waterway Elbow with Adjustable Handshower Holder (MT41S)

- Solid Brass Construction
- Round Flange Included

Standard Finishes

MT41S/BRN	Brushed Nickel	\$ 127
MT41S/CHBRZ	Champagne Bronze	\$ 208
MT41S/CPB	Polished Chrome	\$ 104
MT41S/MB	Matte Black	\$ 156
MT41S/ORB	Oil Rubbed Bronze	\$ 142
MT41S/PN	Polished Nickel	\$ 127
MT41S/ULB	Unlacquered Brass	\$ 104
MT41S/VB	Venetian Bronze	\$ 142

Group 1 Finishes

All Group 1 Finishes **\$ 156**

Group 2 Finishes

All Group 2 Finishes **\$ 208**



Square Waterway Elbow with Adjustable Handshower Holder (MT51S)

- Solid Brass Construction
- Square Flange Included

Standard Finishes

MT51S/BRN	Brushed Nickel	\$ 127
MT51S/CHBRZ	Champagne Bronze	\$ 208
MT51S/CPB	Polished Chrome	\$ 104
MT51S/MB	Matte Black	\$ 156
MT51S/ORB	Oil Rubbed Bronze	\$ 142
MT51S/PN	Polished Nickel	\$ 127
MT51S/ULB	Unlacquered Brass	\$ 104
MT51S/VB	Venetian Bronze	\$ 142

Group 1 Finishes

All Group 1 Finishes **\$ 156**

Group 2 Finishes

All Group 2 Finishes **\$ 208**



Rectangular Waterway Elbow with Adjustable Handshower Holder (MT61S)

- Solid Brass Construction
- Rectangular Flange Included

Standard Finishes

MT61S/BRN	Brushed Nickel	\$ 127
MT61S/CHBRZ	Champagne Bronze	\$ 208
MT61S/CPB	Polished Chrome	\$ 104
MT61S/MB	Matte Black	\$ 156
MT61S/ORB	Oil Rubbed Bronze	\$ 142
MT61S/PN	Polished Nickel	\$ 127
MT61S/ULB	Unlacquered Brass	\$ 104
MT61S/VB	Venetian Bronze	\$ 142

Group 1 Finishes

All Group 1 Finishes **\$ 156**

Group 2 Finishes

All Group 2 Finishes **\$ 208**



Traditional Waterway Elbow with Adjustable Handshower Holder (MT71S)

- Solid Brass Construction
- Round Flange Included

Standard Finishes

MT71S/BRN	Brushed Nickel	\$ 127
MT71S/CHBRZ	Champagne Bronze	\$ 208
MT71S/CPB	Polished Chrome	\$ 104
MT71S/MB	Matte Black	\$ 156
MT71S/ORB	Oil Rubbed Bronze	\$ 142
MT71S/PN	Polished Nickel	\$ 127
MT71S/ULB	Unlacquered Brass	\$ 104
MT71S/VB	Venetian Bronze	\$ 142

Group 1 Finishes

All Group 1 Finishes **\$ 156**

Group 2 Finishes

All Group 2 Finishes **\$ 208**



Round Waterway Elbow (MT14)

- Solid Brass Construction
- 1/2" Female Inlet x 1/2" Male Outlet
- Round Flange Included

Standard Finishes

MT14/BRN	Brushed Nickel	\$ 111
MT14/CHBRZ	Champagne Bronze	\$ 172
MT14/CPB	Polished Chrome	\$ 96
MT14/MB	Matte Black	\$ 130
MT14/ORB	Oil Rubbed Bronze	\$ 130
MT14/PN	Polished Nickel	\$ 111
MT14/ULB	Unlacquered Brass	\$ 96
MT14/VB	Venetian Bronze	\$ 130

Group 1 Finishes

All Group 1 Finishes **\$ 146**

Group 2 Finishes

All Group 2 Finishes **\$ 172**



Square Waterway Elbow (MT15)

- Solid Brass Construction
- 1/2" Female Inlet x 1/2" Male Outlet
- Square Flange Included

Standard Finishes

MT15/BRN	Brushed Nickel	\$ 111
MT15/CHBRZ	Champagne Bronze	\$ 172
MT15/CPB	Polished Chrome	\$ 96
MT15/MB	Matte Black	\$ 130
MT15/ORB	Oil Rubbed Bronze	\$ 130
MT15/PN	Polished Nickel	\$ 111
MT15/ULB	Unlacquered Brass	\$ 96
MT15/VB	Venetian Bronze	\$ 130

Group 1 Finishes

All Group 1 Finishes **\$ 146**

Group 2 Finishes

All Group 2 Finishes **\$ 172**



Round Waterway Elbow (MT41)

- Solid Brass Construction
- Round Flange Included

Standard Finishes

MT41/BRN	Brushed Nickel	\$ 123
MT41/CHBRZ	Champagne Bronze	\$ 181
MT41/CPB	Polished Chrome	\$ 101
MT41/MB	Matte Black	\$ 138
MT41/ORB	Oil Rubbed Bronze	\$ 138
MT41/PN	Polished Nickel	\$ 123
MT41/ULB	Unlacquered Brass	\$ 101
MT41/VB	Venetian Bronze	\$ 138

Group 1 Finishes

All Group 1 Finishes **\$ 155**

Group 2 Finishes

All Group 2 Finishes **\$ 181**



Square Waterway Elbow (MT51)

- Solid Brass Construction
- Square Flange Included

Standard Finishes

MT51/BRN	Brushed Nickel	\$ 123
MT51/CHBRZ	Champagne Bronze	\$ 181
MT51/CPB	Polished Chrome	\$ 101
MT51/MB	Matte Black	\$ 138
MT51/ORB	Oil Rubbed Bronze	\$ 138
MT51/PN	Polished Nickel	\$ 123
MT51/ULB	Unlacquered Brass	\$ 101
MT51/VB	Venetian Bronze	\$ 138

Group 1 Finishes

All Group 1 Finishes **\$ 155**

Group 2 Finishes

All Group 2 Finishes **\$ 181**



Stainless Steel Wall Mount (MT16)

- Stationary Handshower Mount
- Solid Stainless Steel Construction
- Mounting Hardware Included

Standard Finishes

MT16/BRN	Brushed Nickel	\$ 77
MT16/CHBRZ	Champagne Bronze	\$ 114
MT16/CPB	Polished Chrome	\$ 66
MT16/MB	Matte Black	\$ 86
MT16/ORB	Oil Rubbed Bronze	\$ 86
MT16/PN	Polished Nickel	\$ 77
MT16/VB	Venetian Bronze	\$ 86

Group 1 Finishes

All Group 1 Finishes \$ 96

Group 2 Finishes

All Group 2 Finishes \$ 114



Showerarm Mount with Diverter (MT19)

- ABS Construction
- 1/2" Female Inlet x Two 1/2" Male Outlets
- Divert Water Between Handshower and Showerhead
- Adjustable Handshower Mount

Standard Finishes

MT19/BRN	Brushed Nickel	\$ 61
MT19/CPB	Polished Chrome	\$ 54
MT19/PN	Polished Nickel	\$ 61

*Available in these finishes only



Stainless Steel Handshower Hose (MT17)

- Stainless Steel Hose
- Solid Brass 1/2" Female Connectors
- Five Foot Length

Standard Finishes

MT17/BRN	Brushed Nickel	\$ 54
MT17/CPB	Polished Chrome	\$ 42
MT17/MB	Matte Black	\$ 68
MT17/ORB	Oil Rubbed Bronze	\$ 68
MT17/PN	Polished Nickel	\$ 54
MT17/VB	Venetian Bronze	\$ 68



Shower Seat (MT40)

The contemporary and stylish shower seat will revitalize your look. When not in use, the seat folds up, 'vanishing', to give your shower that minimalistic feel. Pairing this unique seat with the array of other Re-Vive™ shower products allows you to rejuvenate your style.

- Clear virgin acrylic seat
- Stainless steel mounting hardware
- 330 pound weight capacity
- 14.5" x 12.5"

Standard Finishes

MT40/BRN	Brushed Nickel	\$ 1009
MT40/CPB	Polished Chrome	\$ 652
MT40/ORB	Oil Rubbed Bronze	\$ 1069
MT40/PN	Polished Nickel	\$ 1009
MT40/VB	Venetian Bronze	\$ 1069

*Available in these finishes only



Rain Rail Plus – Wall Mounted Shower Rail with Bottom Outlet Integral Waterway and Diverter (MTRRP)

The Rain Rail Plus is the newest addition to the Mountain Re-Vive™ Shower Collection. The Rain Rail Plus is designed to make your bathroom remodel simple and effortless by avoiding unnecessary alterations to the tile, the plumbing behind the wall, or changing out the valve. Simply mount the Rain Rail Plus to the existing single showerhead outlet, and now your shower has transformed into a customized dual outlet showering experience equipped with rain head and handshower.

The Rain Rail Plus' adjustable slide rail bracket allows for easy height and angle adjustment to your handshower. Toggling between rain head and handshower functions is made easy with the diverter being located at the base of the rail.

- 3 Function Design (shower, handshower, or both on at the same time)
- Top water inlet to retrofit current shower setup
- Bottom diverter to switch from Showerhead to Handshower
- Brass Construction
- Handshower holder is adjustable in height and angle
- Swing Spout
- Mounting Hardware Included
- 33 1/8" High x 16 1/2" Deep

Standard Finishes

MTRRP/BRN	Brushed Nickel	\$ 595
MTRRP/CPB	Polished Chrome	\$ 425
MTRRP/MB	Matte Black	\$ 712
MTRRP/ORB	Oil Rubbed Bronze	\$ 712
MTRRP/PN	Polished Nickel	\$ 595
MTRRP/VB	Venetian Bronze	\$ 712



Wall Mounted Shower Rail - Round (MT9SR)

- Brass construction
- 27" in length
- Handshower holder is adjustable in height and angle
- Mounting hardware included

Standard Finishes

MT9SR/BRN	Brushed Nickel	\$ 214
MT9SR/CHBRZ	Champagne Bronze	\$ 341
MT9SR/CPB	Polished Chrome	\$ 179
MT9SR/MB	Matte Black	\$ 258
MT9SR/ORB	Oil Rubbed Bronze	\$ 258
MT9SR/PN	Polished Nickel	\$ 214
MT9SR/ULB	Unlacquered Brass	\$ 179
MT9SR/VB	Venetian Bronze	\$ 258

Group 1 Finishes

All Group 1 Finishes	\$ 289
----------------------	--------

Group 2 Finishes

All Group 2 Finishes	\$ 341
----------------------	--------



Wall Mounted Shower Rail – Rectangular (MT8SR)

- Brass construction
- 27" in length
- Handshower holder is adjustable in height and angle
- Mounting hardware included

Standard Finishes

MT8SR/BRN	Brushed Nickel	\$ 278
MT8SR/CHBRZ	Champagne Bronze	\$ 415
MT8SR/CPB	Polished Chrome	\$ 232
MT8SR/MB	Matte Black	\$ 314
MT8SR/ORB	Oil Rubbed Bronze	\$ 314
MT8SR/PN	Polished Nickel	\$ 278
MT8SR/ULB	Unlacquered Brass	\$ 232
MT8SR/VB	Venetian Bronze	\$ 314

Group 1 Finishes

All Group 1 Finishes	\$ 352
----------------------	--------

Group 2 Finishes

All Group 2 Finishes	\$ 415
----------------------	--------



Wall Mounted Shower Rail with Bottom Outlet Integral Waterway – Round (MT9SRW)

- Integral water outlet eliminates the need for separate waterway elbow
- Brass construction
- 27" in length
- Handshower holder is adjustable in height and angle
- Mounting hardware included

Standard Finishes

MT9SRW/BRN	Brushed Nickel	\$ 275
MT9SRW/CHBRZ	Champagne Bronze	\$ 410
MT9SRW/CPB	Polished Chrome	\$ 230
MT9SRW/MB	Matte Black	\$ 310
MT9SRW/ORB	Oil Rubbed Bronze	\$ 310
MT9SRW/PN	Polished Nickel	\$ 275
MT9SRW/ULB	Unlacquered Brass	\$ 230
MT9SRW/VB	Venetian Bronze	\$ 310

Group 1 Finishes

All Group 1 Finishes \$ 348

Group 2 Finishes

All Group 2 Finishes \$ 410



Wall Mounted Shower Rail with Bottom Outlet Integral Waterway – Rectangular (MT8SRW)

- Integral water outlet eliminates the need for separate waterway elbow
- Brass construction
- 27" in length
- Handshower holder is adjustable in height and angle
- Mounting hardware included

Standard Finishes

MT8SRW/BRN	Brushed Nickel	\$ 334
MT8SRW/CHBRZ	Champagne Bronze	\$ 469
MT8SRW/CPB	Polished Chrome	\$ 278
MT8SRW/MB	Matte Black	\$ 355
MT8SRW/ORB	Oil Rubbed Bronze	\$ 355
MT8SRW/PN	Polished Nickel	\$ 334
MT8SRW/ULB	Unlacquered Brass	\$ 278
MT8SRW/VB	Venetian Bronze	\$ 355

Group 1 Finishes

All Group 1 Finishes \$ 398

Group 2 Finishes

All Group 2 Finishes \$ 469



Mountain Re-Vive™ Shower Products – Designer Series Shower Drains

The Mountain Re-Vive™ Shower Collection allows you to revive your shower, the soul of your bathroom. The newly added shower drains are elegant, beautiful and functional allowing a choice of design to suit any bathroom style. Enjoy the classic look of the Basket Weave or Tile-In options, or style the shower with the contemporary look of Flow, Dreamtime or Linear designs. Pairing one of these drain designs with the array of other Re-Vive™ shower products allows you to rejuvenate your style.


Each drain comes with the patented Universal Cast Iron Drain Ring which allows for retrofit applications. This ring will retrofit with most existing floor drains from Oatey, Sioux Chief, Pro Flow and Watts.

Dimensions:

- 4-1/4" Grid
- 2" Neck

Includes

- Brass Grid
- Brass or Plastic Sleeve
- Brass Grid Holder
- 2 Set Screws
- Brass or Plastic 2" NPSL Connector
- Universal Drain Ring
- Hair Catcher
- Grid Lifter
- Drain Body Sold Separately (see page 169)



Dreamtime Complete Kit MT522P (Plastic Sleeve & Connector)

Standard Finishes

MT522P/BRN	BrushedNickel	\$ 397
MT522P/CPB	Polished Chrome	\$ 356
MT522P/ORB	Oil Rubbed Bronze	\$ 450
MT522P/PN	Polished Nickel	\$ 397
MT522P/ULB	Unlacquered Brass	\$ 356
MT522P/VB	Venetian Bronze	\$ 450

Flow Complete Kit MT523P (Plastic Sleeve & Connector)

Standard Finishes

MT523P/BRN	BrushedNickel	\$ 397
MT523P/CPB	Polished Chrome	\$ 356
MT523P/ORB	Oil Rubbed Bronze	\$ 450
MT523P/PN	Polished Nickel	\$ 397
MT523P/ULB	Unlacquered Brass	\$ 356
MT523P/VB	Venetian Bronze	\$ 450

Dreamtime Complete Kit MT522B (Brass Sleeve & Connector)


Standard Finishes

MT522B/BRN	BrushedNickel	\$ 552
MT522B/CPB	Polished Chrome	\$ 511
MT522B/ORB	Oil Rubbed Bronze	\$ 595
MT522B/PN	Polished Nickel	\$ 552
MT522B/ULB	Unlacquered Brass	\$ 511
MT522B/VB	Venetian Bronze	\$ 595

Flow Complete Kit MT523B (Brass Sleeve & Connector)

Standard Finishes

MT523B/BRN	BrushedNickel	\$ 552
MT523B/CPB	Polished Chrome	\$ 511
MT523B/ORB	Oil Rubbed Bronze	\$ 595
MT523B/PN	Polished Nickel	\$ 552
MT523B/ULB	Unlacquered Brass	\$ 511
MT523B/VB	Venetian Bronze	\$ 595



**Tile-In Complete Kit MT524P
(Plastic Connector)**


Standard Finishes

MT524P/CPB Polished Chrome **\$ 345**

**Tile-In Complete Kit MT524B
(Brass Connector)**

Standard Finishes

MT524B/CPB Polished Chrome **\$ 464**



**Linear Complete Kit MT525P
(Plastic Sleeve & Connector)**

Standard Finishes

MT525P/BRN	Brushed Nickel	\$ 397
MT525P/CPB	Polished Chrome	\$ 356
MT525P/ORB	Oil Rubbed Bronze	\$ 450
MT525P/PN	Polished Nickel	\$ 397
MT525P/ULB	Unlacquered Brass	\$ 356
MT525P/VB	Venetian Bronze	\$ 450

**Basket Weave Complete Kit MT526P
(Plastic Sleeve & Connector)**

Standard Finishes

MT526P/BRN	Brushed Nickel	\$ 397
MT526P/CPB	Polished Chrome	\$ 356
MT526P/ORB	Oil Rubbed Bronze	\$ 450
MT526P/PN	Polished Nickel	\$ 397
MT526P/ULB	Unlacquered Brass	\$ 356
MT526P/VB	Venetian Bronze	\$ 450

**Linear Complete Kit MT525B
(Brass Sleeve & Connector)**

Standard Finishes

MT525B/BRN	Brushed Nickel	\$ 552
MT525B/CPB	Polished Chrome	\$ 511
MT525B/ORB	Oil Rubbed Bronze	\$ 595
MT525B/PN	Polished Nickel	\$ 552
MT525B/ULB	Unlacquered Brass	\$ 511
MT525B/VB	Venetian Bronze	\$ 595

**Basket Weave Complete Kit MT526B
(Brass Sleeve & Connector)**

Standard Finishes


MT526B/BRN	Brushed Nickel	\$ 552
MT526B/CPB	Polished Chrome	\$ 511
MT526B/ORB	Oil Rubbed Bronze	\$ 595
MT526B/PN	Polished Nickel	\$ 552
MT526B/ULB	Unlacquered Brass	\$ 511
MT526B/VB	Venetian Bronze	\$ 595



Grids Only for Designer Series Shower Drains (requires MT518P-ROUGH or MT518B-ROUGH)

Includes:

- Brass Grid
- Brass or Plastic Sleeve
- Hair Catcher
- Grid Lifter



Dreamtime Shower Grid MT522-GRID (Plastic Sleeve)

Standard Finishes

MT522-GRID/BRN	BrushedNickel	\$ 194
MT522-GRID/CPB	Polished Chrome	\$ 179
MT522-GRID/ORB	Oil Rubbed Bronze	\$ 230
MT522-GRID/PN	Polished Nickel	\$ 194
MT522-GRID/ULB	Unlacquered Brass	\$ 179
MT522-GRID/VB	Venetian Bronze	\$ 230

Flow Shower Grid MT523-GRID (Plastic Sleeve)

Standard Finishes

MT523-GRID/BRN	BrushedNickel	\$ 194
MT523-GRID/CPB	Polished Chrome	\$ 179
MT523-GRID/ORB	Oil Rubbed Bronze	\$ 230
MT523-GRID/PN	Polished Nickel	\$ 194
MT523-GRID/ULB	Unlacquered Brass	\$ 179
MT523-GRID/VB	Venetian Bronze	\$ 230

Dreamtime Shower Grid MT522-BRGRID (Brass Sleeve)


Standard Finishes

MT522-BRGRID/BRN	BrushedNickel	\$ 230
MT522-BRGRID/CPB	Polished Chrome	\$ 215
MT522-BRGRID/ORB	Oil Rubbed Bronze	\$ 247
MT522-BRGRID/PN	Polished Nickel	\$ 230
MT522-BRGRID/ULB	Unlacquered Brass	\$ 215
MT522-BRGRID/VB	Venetian Bronze	\$ 247

Flow Shower Grid MT523-BRGRID (Brass Sleeve)

Standard Finishes


MT523-BRGRID/BRN	BrushedNickel	\$ 230
MT523-BRGRID/CPB	Polished Chrome	\$ 215
MT523-BRGRID/ORB	Oil Rubbed Bronze	\$ 247
MT523-BRGRID/PN	Polished Nickel	\$ 230
MT523-BRGRID/ULB	Unlacquered Brass	\$ 215
MT523-BRGRID/VB	Venetian Bronze	\$ 247



Tile-In Shower Grid MT524-GRID

Standard Finishes


MT524-GRID/CPB	Polished Chrome	\$ 168
----------------	-----------------	---------------



**Linear Shower Grid MT525-GRID
(Plastic Sleeve)**

Standard Finishes

MT525-GRID/BRN	BrushedNickel	\$ 194
MT525-GRID/CPB	Polished Chrome	\$ 179
MT525-GRID/ORB	Oil Rubbed Bronze	\$ 230
MT525-GRID/PN	Polished Nickel	\$ 194
MT525-GRID/ULB	Unlacquered Brass	\$ 179
MT525-GRID/VB	Venetian Bronze	\$ 230



**Basket Weave Shower Grid MT526-GRID
(Plastic Sleeve)**

Standard Finishes

MT526-GRID/BRN	BrushedNickel	\$ 194
MT526-GRID/CPB	Polished Chrome	\$ 179
MT526-GRID/ORB	Oil Rubbed Bronze	\$ 230
MT526-GRID/PN	Polished Nickel	\$ 194
MT526-GRID/ULB	Unlacquered Brass	\$ 179
MT526-GRID/VB	Venetian Bronze	\$ 230

**Linear Shower Grid MT525-BRGRID
(Brass Sleeve)**


Standard Finishes

MT525-BRGRID/BRN	BrushedNickel	\$ 230
MT525-BRGRID/CPB	Polished Chrome	\$ 215
MT525-BRGRID/ORB	Oil Rubbed Bronze	\$ 247
MT525-BRGRID/PN	Polished Nickel	\$ 230
MT525-BRGRID/ULB	Unlacquered Brass	\$ 215
MT525-BRGRID/VB	Venetian Bronze	\$ 247

**Basket Weave Shower Grid MT526-BRGRID
(Brass Sleeve)**

Standard Finishes

MT526-BRGRID/BRN	BrushedNickel	\$ 230
MT526-BRGRID/CPB	Polished Chrome	\$ 215
MT526-BRGRID/ORB	Oil Rubbed Bronze	\$ 247
MT526-BRGRID/PN	Polished Nickel	\$ 230
MT526-BRGRID/ULB	Unlacquered Brass	\$ 215
MT526-BRGRID/VB	Venetian Bronze	\$ 247



Grid Holder (grid sold separately)

**Complete Rough MT518P-ROUGH
(Plastic NPSL Connector)**

Standard Finishes

MT518P-ROUGH/BRN	BrushedNickel	\$ 203
MT518P-ROUGH/CPB	Polished Chrome	\$ 177
MT518P-ROUGH/ORB	Oil Rubbed Bronze	\$ 220
MT518P-ROUGH/PN	Polished Nickel	\$ 203
MT518P-ROUGH/ULB	Unlacquered Brass	\$ 177
MT518P-ROUGH/VB	Venetian Bronze	\$ 220

**Complete Rough MT518B-ROUGH
(Brass NPSL Connector)**

Standard Finishes

MT518B-ROUGH/BRN	BrushedNickel	\$ 322
MT518B-ROUGH/CPB	Polished Chrome	\$ 296
MT518B-ROUGH/ORB	Oil Rubbed Bronze	\$ 348
MT518B-ROUGH/PN	Polished Nickel	\$ 322
MT518B-ROUGH/ULB	Unlacquered Brass	\$ 296
MT518B-ROUGH/VB	Venetian Bronze	\$ 348



Mountain Re-Vive™ Shower Products - Select Series Shower Drains

The Mountain Re-Vive™ Shower Collection allows you to revive your shower, the soul of your bathroom. New to the Collection are the Select Series Shower Drains. The Select Series are a decorative, high quality shower drain that will not bust the customer's budget. Two grid designs to go along with a tile-in option allow for an elegant and beautiful choice of design to suit any bathroom style.



Squares Shower Grid

MT607

- 4" square grid
- 3/16" 304 stainless steel grid
- Includes grid removal tool

Standard Finishes

MT607/BRN	BrushedNickel	\$ 58
MT607/CHBRZ	Champagne Bronze	\$ 105
MT607/CPB	Polished Chrome	\$ 57
MT607/MB	Matte Black	\$ 64
MT607/ORB	Oil Rubbed Bronze	\$ 64
MT607/PN	Polished Nickel	\$ 58
MT607/VB	Venetian Bronze	\$ 64

Group 1 Finishes

All Group 1 Finishes **\$ 83**

Group 2 Finishes

All Group 2 Finishes **\$ 105**



Lines Shower Grid

MT608

- 4" square grid
- 3/16" 304 stainless steel grid
- Includes grid removal tool

Standard Finishes

MT608/BRN	BrushedNickel	\$ 58
MT608/CHBRZ	Champagne Bronze	\$ 105
MT608/CPB	Polished Chrome	\$ 57
MT608/MB	Matte Black	\$ 64
MT608/ORB	Oil Rubbed Bronze	\$ 64
MT608/PN	Polished Nickel	\$ 58
MT608/VB	Venetian Bronze	\$ 64

Group 1 Finishes

All Group 1 Finishes **\$ 83**

Group 2 Finishes

All Group 2 Finishes **\$ 105**



Tile-in Shower Grid

MT609

- 3-1/2" square grid
- Plastic construction
- Includes grid removal tool

Standard Finishes

MT609	No Finish on Product	\$ 20
-------	----------------------	--------------



Drain Neck to Fit All Select Series' Grids

\$ 17

MT606

- Plastic construction
- Minimalistic thin edge design
- Hair catcher
- Construction debris cover included




Drain Body - ABS Rough

\$ 27

MT605A

- Fits 2" ABS Pipe



Drain Body - PVC Rough

\$ 27

MT605P

- Fits 2" PVC Pipe



Schluter Adaptor

\$ 6

MT603A

- Plastic construction
- Allows for installation into fabric waterproofing systems; i.e. Schluter®-KERDI

Kit 1 - PVC Drain Rough Body

\$ 44

MT601P

- MT605P - Drain Rough
- MT606 - Drain Neck




Kit 2 - ABS Drain Rough Body

\$ 44

MT601A

- MT605A - Drain Rough
- MT606 - Drain Neck



4" Round Shower Grid - "Plastic Oddities"

MT238

Shower grid features:

- 4" diameter O.D. with screw holes
- Two screw holes are 3-3/8" C-C
- Screws are included
- Grids are all brass, not stamped steel

Replacement shower grid fits "Plastic Oddities" shower drains.

Standard Finishes

MT238/BRN	Brushed Nickel	\$ 39
MT238/CHBRZ	Champagne Bronze	\$ 63
MT238/CPB	Polished Chrome	\$ 27
MT238/MB	Matte Black	\$ 44
MT238/ORB	Oil Rubbed Bronze	\$ 41
MT238/PN	Polished Nickel	\$ 39
MT238/ULB	Unlacquered Brass	\$ 27
MT238/VB	Venetian Bronze	\$ 41

Group 1 Finishes

All Group 1 Finishes \$ 44

Group 2 Finishes

All Group 2 Finishes \$ 63



4-1/2" Round Shower Grid - Fiat Shower Drains

MT239

Shower grid features:

- 4-1/2" diameter O.D.
- 3" prong to prong
- Grid snaps in place for installation
- Grids are all brass, not stamped steel

Replacement shower grid fits Fiat shower drains.

Standard Finishes

MT239/BRN	Brushed Nickel	\$ 72
MT239/CHBRZ	Champagne Bronze	\$ 118
MT239/CPB	Polished Chrome	\$ 53
MT239/MB	Matte Black	\$ 83
MT239/ORB	Oil Rubbed Bronze	\$ 77
MT239/PN	Polished Nickel	\$ 72
MT239/ULB	Unlacquered Brass	\$ 53
MT239/VB	Venetian Bronze	\$ 77

Group 1 Finishes

All Group 1 Finishes \$ 83

Group 2 Finishes

All Group 2 Finishes \$ 118



Deluxe Brass Shower Grid with Square Plate

MT231

Shower grid deluxe trim set consists of:

- One 4-1/4" square tile trim plate
- One 3-3/8" O.D. round grid
- Two screw holes are 2-7/8" C-C
- Includes 2 screws for installation

Fits Plumbing Products and 4T Drains

Standard Finishes

MT231/BRN	Brushed Nickel	\$ 54
MT231/CHBRZ	Champagne Bronze	\$ 88
MT231/CPB	Polished Chrome	\$ 50
MT231/MB	Matte Black	\$ 64
MT231/ORB	Oil Rubbed Bronze	\$ 57
MT231/PN	Polished Nickel	\$ 54
MT231/ULB	Unlacquered Brass	\$ 50
MT231/VB	Venetian Bronze	\$ 57

Group 1 Finishes

All Group 1 Finishes \$ 64

Group 2 Finishes

All Group 2 Finishes \$ 88



4-1/4" Round Shower Grid - American Brass, Aluminum Foundry

MT240

Shower grid features:

- 4-1/4" diameter O.D.
- 2-7/8" prong to prong
- Grid snaps in place for installation
- Grids are all brass, not stamped steel

Replacement shower grid fits American Brass and Aluminum Foundry shower drains.

Standard Finishes


MT240/BRN	Brushed Nickel	\$ 28
MT240/CHBRZ	Champagne Bronze	\$ 54
MT240/CPB	Polished Chrome	\$ 22
MT240/MB	Matte Black	\$ 39
MT240/ORB	Oil Rubbed Bronze	\$ 32
MT240/PN	Polished Nickel	\$ 28
MT240/ULB	Unlacquered Brass	\$ 22
MT240/VB	Venetian Bronze	\$ 32

Group 1 Finishes

All Group 1 Finishes **\$ 39**

Group 2 Finishes

All Group 2 Finishes **\$ 54**



4-1/4" Round Shower Grid - "Plastic Oddities"

MT245

Shower grid features:

- 4-1/4" diameter O.D. with screw holes
- Two screw holes are 2-5/8" C-C
- Screws are included
- Grids are all brass, not stamped steel

Replacement shower grid fits "Plastic Oddities" shower drains.

Standard Finishes

MT245/BRN	Brushed Nickel	\$ 39
MT245/CHBRZ	Champagne Bronze	\$ 72
MT245/CPB	Polished Chrome	\$ 27
MT245/MB	Matte Black	\$ 53
MT245/ORB	Oil Rubbed Bronze	\$ 44
MT245/PN	Polished Nickel	\$ 39
MT245/ULB	Unlacquered Brass	\$ 27
MT245/VB	Venetian Bronze	\$ 44

Group 1 Finishes

All Group 1 Finishes **\$ 53**

Group 2 Finishes

All Group 2 Finishes **\$ 72**



4-1/4" Round Shower Grid - Mountain Plumbing, Oatey/Casper, Zurn

MT236

Shower grid features:

- 4-1/4" diameter O.D.
- Grid snaps in place for installation
- Grids are all brass, not stamped steel

Replacement shower grid fits Mountain MT237, Oatey/Casper, Zurn, and many other shower drains.

Standard Finishes

MT236/BRN	Brushed Nickel	\$ 34
MT236/CHBRZ	Champagne Bronze	\$ 69
MT236/CPB	Polished Chrome	\$ 28
MT236/MB	Matte Black	\$ 48
MT236/ORB	Oil Rubbed Bronze	\$ 45
MT236/PN	Polished Nickel	\$ 34
MT236/ULB	Unlacquered Brass	\$ 28
MT236/VB	Venetian Bronze	\$ 45

Group 1 Finishes

All Group 1 Finishes **\$ 48**

Group 2 Finishes

All Group 2 Finishes **\$ 69**



4" Square Solid Nickel Bronze Plated Grid Shower Drain

MT506-GRID

4" Square solid nickel bronze plated grid for shower drains.

- Includes Grid Only
- For use with MT506-ROUGH and MT507-ROUGH

Standard Finishes

MT506-GRID/BRN	Brushed Nickel	\$ 310
MT506-GRID/CHBRZ	Champagne Bronze	\$ 561
MT506-GRID/CPB	Polished Chrome	\$ 274
MT506-GRID/MB	Matte Black	\$ 458
MT506-GRID/ORB	Oil Rubbed Bronze	\$ 372
MT506-GRID/PN	Polished Nickel	\$ 310
MT506-GRID/VB	Venetian Bronze	\$ 372

Group 1 Finishes

All Group 1 Finishes \$ 458

Group 2 Finishes

All Group 2 Finishes \$ 561



4" Round Solid Nickel Bronze Plated Grid Shower Drain

MT507-GRID

4" Round solid nickel bronze plated grid for shower drains.

- Includes Grid Only
- For use with MT507-ROUGH and MT506-ROUGH

Standard Finishes


MT507-GRID/BRN	Brushed Nickel	\$ 310
MT507-GRID/CHBRZ	Champagne Bronze	\$ 561
MT507-GRID/CPB	Polished Chrome	\$ 274
MT507-GRID/MB	Matte Black	\$ 458
MT507-GRID/ORB	Oil Rubbed Bronze	\$ 372
MT507-GRID/PN	Polished Nickel	\$ 310
MT507-GRID/VB	Venetian Bronze	\$ 372

Group 1 Finishes

All Group 1 Finishes \$ 458

Group 2 Finishes

All Group 2 Finishes \$ 561



6" Square Solid Nickel Bronze Plated Grid Shower Drain

MT508-GRID

6" Square solid nickel bronze plated grid for shower drains.

- Includes Grid Only
- For use with MT508-ROUGH and MT509-ROUGH

Standard Finishes

MT508-GRID/BRN	Brushed Nickel	\$ 439
MT508-GRID/CHBRZ	Champagne Bronze	\$ 718
MT508-GRID/CPB	Polished Chrome	\$ 349
MT508-GRID/MB	Matte Black	\$ 511
MT508-GRID/ORB	Oil Rubbed Bronze	\$ 481
MT508-GRID/PN	Polished Nickel	\$ 439
MT508-GRID/VB	Venetian Bronze	\$ 481

Group 1 Finishes

All Group 1 Finishes \$ 511

Group 2 Finishes

All Group 2 Finishes \$ 718



6" Round Solid Nickel Bronze Plated Grid Shower Drain

MT509-GRID

6" Round solid nickel bronze plated grid for shower drains.

- Includes Grid Only
- For use with MT509-ROUGH and MT508-ROUGH

Standard Finishes

MT509-GRID/BRN	Brushed Nickel	\$ 439
MT509-GRID/CHBRZ	Champagne Bronze	\$ 718
MT509-GRID/CPB	Polished Chrome	\$ 349
MT509-GRID/MB	Matte Black	\$ 511
MT509-GRID/ORB	Oil Rubbed Bronze	\$ 481
MT509-GRID/PN	Polished Nickel	\$ 439
MT509-GRID/VB	Venetian Bronze	\$ 481

Group 1 Finishes

All Group 1 Finishes \$ 511

Group 2 Finishes

All Group 2 Finishes \$ 718



MT506P-ROUGH Shown

Shower Drain Body **\$62**
PVC Rough - Use w/ MT506/507-GRID

MT506/507P-ROUGH/RB

PVC drain body for solid nickel bronze grids from Mountain Plumbing

- Fits 2" pipe PVC drain rough
- Use with Mountain Plumbing shower drain:
 MT506/507-GRID



MT507A-ROUGH Shown

Shower Drain Body **\$62**
ABS Rough - Use w/ MT506/507-GRID

MT506/507A-ROUGH/RB

ABS drain body for solid nickel bronze grids from Mountain Plumbing

- Fits 2" pipe ABS drain rough
- Use with Mountain Plumbing shower drain:
 MT506/507-GRID



MT506C-ROUGH Shown

Shower Drain Body **\$74**
Cast Iron Rough - Use w/ MT506-GRID

MT506C-ROUGH/CAST IRON (NO HUB)
MT506I-ROUGH/CAST IRON (2 IPS)

Cast Iron drain body for solid nickel bronze grids from Mountain Plumbing

- Fits 2" pipe Cast Iron drain rough
- Use with Mountain Plumbing shower drain: MT506-GRID



MT509A-ROUGH Shown

Shower Drain Body **\$106**
PVC Rough - Use w/ MT508-GRID

MT508/509P-ROUGH/RB

PVC drain body for solid nickel bronze grids from Mountain Plumbing

- Fits 3" pipe PVC drain rough
- Use with Mountain Plumbing shower drain:
 MT508/509-GRID

Shower Drain Body **\$106**
ABS Rough - Use w/ MT508/509-GRID

MT508/509A-ROUGH/RB

ABS drain body for solid nickel bronze grids from Mountain Plumbing

- Fits 3" pipe ABS drain rough
- Use with Mountain Plumbing shower drain:
 MT508/509-GRID



MT501C-ROUGH Shown

Rectangular Shower Drain Body
Cast Iron, PVC, ABS Rough-In

MT501C-ROUGH/CAST IRON (NO HUB) **\$79**

MT501P-ROUGH/PVC **\$65**

MT501A-ROUGH/ABS **\$65**

Allows for flexibility when installing in constrained spaces.

- Clamp down floor drain
- 2" no hub outlet (cast iron); 2" hub outlet (PVC, ABS)
- 2" throat
- 3.5" L x 4" W



4" Square Complete Shower Drain - ABS

MT506A

Our complete shower drains come in a variety of finishes to match every fixture in your bathroom! Drain Features:

- 4" Square Grid
- Solid Nickel Bronze Grid Top
- ABS Pipe
- Fits 2" Pipe

Standard Finishes

MT506A/BRN	Brushed Nickel	\$ 372
MT506A/CHBRZ	Champagne Bronze	\$ 623
MT506A/CPB	Polished Chrome	\$ 336
MT506A/MB	Matte Black	\$ 520
MT506A/ORB	Oil Rubbed Bronze	\$ 435
MT506A/PN	Polished Nickel	\$ 372
MT506A/VB	Venetian Bronze	\$ 435

Group 1 Finishes

All Group 1 Finishes \$ 520

Group 2 Finishes

All Group 2 Finishes \$ 623

4" Square Complete Shower Drain - Cast Iron

MT506C

Our complete shower drains come in a variety of finishes to match every fixture in your bathroom! Drain Features:

- 4" Square Grid
- Solid Nickel Bronze Grid Top
- Cast Iron Pipe
- Fits 2" Pipe

Standard Finishes

MT506C/BRN	Brushed Nickel	\$ 380
MT506C/CHBRZ	Champagne Bronze	\$ 631
MT506C/CPB	Polished Chrome	\$ 344
MT506C/MB	Matte Black	\$ 528
MT506C/ORB	Oil Rubbed Bronze	\$ 442
MT506C/PN	Polished Nickel	\$ 380
MT506C/VB	Venetian Bronze	\$ 442

Group 1 Finishes

All Group 1 Finishes \$ 528

Group 2 Finishes

All Group 2 Finishes \$ 631

4" Square Complete Shower Drain - PVC

MT506P

Our complete shower drains come in a variety of finishes to match every fixture in your bathroom! Drain Features:

- 4" Square Grid
- Solid Nickel Bronze Grid Top
- PVC Pipe
- Fits 2" Pipe

Standard Finishes

MT506P/BRN	Brushed Nickel	\$ 372
MT506P/CHBRZ	Champagne Bronze	\$ 623
MT506P/CPB	Polished Chrome	\$ 336
MT506P/MB	Matte Black	\$ 520
MT506P/ORB	Oil Rubbed Bronze	\$ 435
MT506P/PN	Polished Nickel	\$ 372
MT506P/VB	Venetian Bronze	\$ 435

Group 1 Finishes

All Group 1 Finishes \$ 520

Group 2 Finishes

All Group 2 Finishes \$ 623

4" Square Complete Shower Drain - IPS Cast Iron

MT506I

Our complete shower drains come in a variety of finishes to match every fixture in your bathroom! Drain Features:

- 4" Square Grid
- Solid Nickel Bronze Grid Top
- IPS Cast Iron Pipe
- Fits 2" Pipe

Standard Finishes

MT506I/BRN	Brushed Nickel	\$ 380
MT506I/CHBRZ	Champagne Bronze	\$ 631
MT506I/CPB	Polished Chrome	\$ 344
MT506I/MB	Matte Black	\$ 528
MT506I/ORB	Oil Rubbed Bronze	\$ 442
MT506I/PN	Polished Nickel	\$ 380
MT506I/VB	Venetian Bronze	\$ 442

Group 1 Finishes

All Group 1 Finishes \$ 528

Group 2 Finishes

All Group 2 Finishes \$ 631



6" Square Complete Shower Drain - ABS

MT508A

Our complete shower drains come in a variety of finishes to match every fixture in your bathroom! Drain Features:

- 6" Square Grid
- Solid Nickel Bronze Grid Top
- ABS Pipe
- Fits 3" Pipe

Standard Finishes

MT508A/BRN	Brushed Nickel	\$ 545
MT508A/CHBRZ	Champagne Bronze	\$ 824
MT508A/CPB	Polished Chrome	\$ 455
MT508A/MB	Matte Black	\$ 618
MT508A/ORB	Oil Rubbed Bronze	\$ 587
MT508A/PN	Polished Nickel	\$ 545
MT508A/VB	Venetian Bronze	\$ 587

Group 1 Finishes

All Group 1 Finishes **\$ 618**

Group 2 Finishes

All Group 2 Finishes **\$ 824**

6" Square Complete Shower Drain - PVC

MT508P

Our complete shower drains come in a variety of finishes to match every fixture in your bathroom! Drain Features:

- 6" Square Grid
- Solid Nickel Bronze Grid Top
- PVC Pipe
- Fits 3" Pipe

Standard Finishes

MT508P/BRN	Brushed Nickel	\$ 545
MT508P/CHBRZ	Champagne Bronze	\$ 824
MT508P/CPB	Polished Chrome	\$ 455
MT508P/MB	Matte Black	\$ 618
MT508P/ORB	Oil Rubbed Bronze	\$ 587
MT508P/PN	Polished Nickel	\$ 545
MT508P/VB	Venetian Bronze	\$ 587

Group 1 Finishes

All Group 1 Finishes **\$ 618**

Group 2 Finishes

All Group 2 Finishes **\$ 824**

Notes:



4" Round Complete Shower Drain - ABS

MT507A

Our complete shower drains come in a variety of finishes to match every fixture in your bathroom! Drain Features:

- 4" Round Grid
- Solid Nickel Bronze Grid Top
- ABS Pipe
- Fits 2" Pipe

Standard Finishes

MT507A/BRN	Brushed Nickel	\$ 372
MT507A/CHBRZ	Champagne Bronze	\$ 607
MT507A/CPB	Polished Chrome	\$ 336
MT507A/MB	Matte Black	\$ 520
MT507A/ORB	Oil Rubbed Bronze	\$ 435
MT507A/PN	Polished Nickel	\$ 372
MT507A/VB	Venetian Bronze	\$ 435

Group 1 Finishes

All Group 1 Finishes **\$ 520**

Group 2 Finishes

All Group 2 Finishes **\$ 607**

4" Round Complete Shower Drain - PVC

MT507P

Our complete shower drains come in a variety of finishes to match every fixture in your bathroom! Drain Features:

- 4" Round Grid
- Solid Nickel Bronze Grid Top
- PVC Pipe
- Fits 2" Pipe

Standard Finishes

MT507P/BRN	Brushed Nickel	\$ 372
MT507P/CHBRZ	Champagne Bronze	\$ 607
MT507P/CPB	Polished Chrome	\$ 336
MT507P/MB	Matte Black	\$ 520
MT507P/ORB	Oil Rubbed Bronze	\$ 435
MT507P/PN	Polished Nickel	\$ 372
MT507P/VB	Venetian Bronze	\$ 435

Group 1 Finishes

All Group 1 Finishes **\$ 520**

Group 2 Finishes

All Group 2 Finishes **\$ 607**



6" Round Complete Shower Drain - ABS

MT509A

Our complete shower drains come in a variety of finishes to match every fixture in your bathroom! Drain Features:

- 6" Round Grid
- Solid Nickel Bronze Grid Top
- ABS Pipe
- Fits 3" Pipe

Standard Finishes

MT509A/BRN	Brushed Nickel	\$ 545
MT509A/CHBRZ	Champagne Bronze	\$ 715
MT509A/CPB	Polished Chrome	\$ 455
MT509A/MB	Matte Black	\$ 618
MT509A/ORB	Oil Rubbed Bronze	\$ 587
MT509A/PN	Polished Nickel	\$ 545
MT509A/VB	Venetian Bronze	\$ 587

Group 1 Finishes

All Group 1 Finishes **\$ 618**

Group 2 Finishes

All Group 2 Finishes **\$ 715**

6" Round Complete Shower Drain - PVC

MT509P

Our complete shower drains come in a variety of finishes to match every fixture in your bathroom! Drain Features:

- 6" Round Grid
- Solid Nickel Bronze Grid Top
- PVC Pipe
- Fits 3" Pipe

Standard Finishes

MT509P/BRN	Brushed Nickel	\$ 545
MT509P/CHBRZ	Champagne Bronze	\$ 715
MT509P/CPB	Polished Chrome	\$ 455
MT509P/MB	Matte Black	\$ 618
MT509P/ORB	Oil Rubbed Bronze	\$ 587
MT509P/PN	Polished Nickel	\$ 545
MT509P/VB	Venetian Bronze	\$ 587

Group 1 Finishes

All Group 1 Finishes **\$ 618**

Group 2 Finishes

All Group 2 Finishes **\$ 715**

Section Contents

Duet Finishes - Valve **137 - 138**

Angle/Straight **139 - 146**

Angle/Straight Sweat **147 - 150**

Safety Valve-Leak Detector **151**

Fixture Planning Diagrams

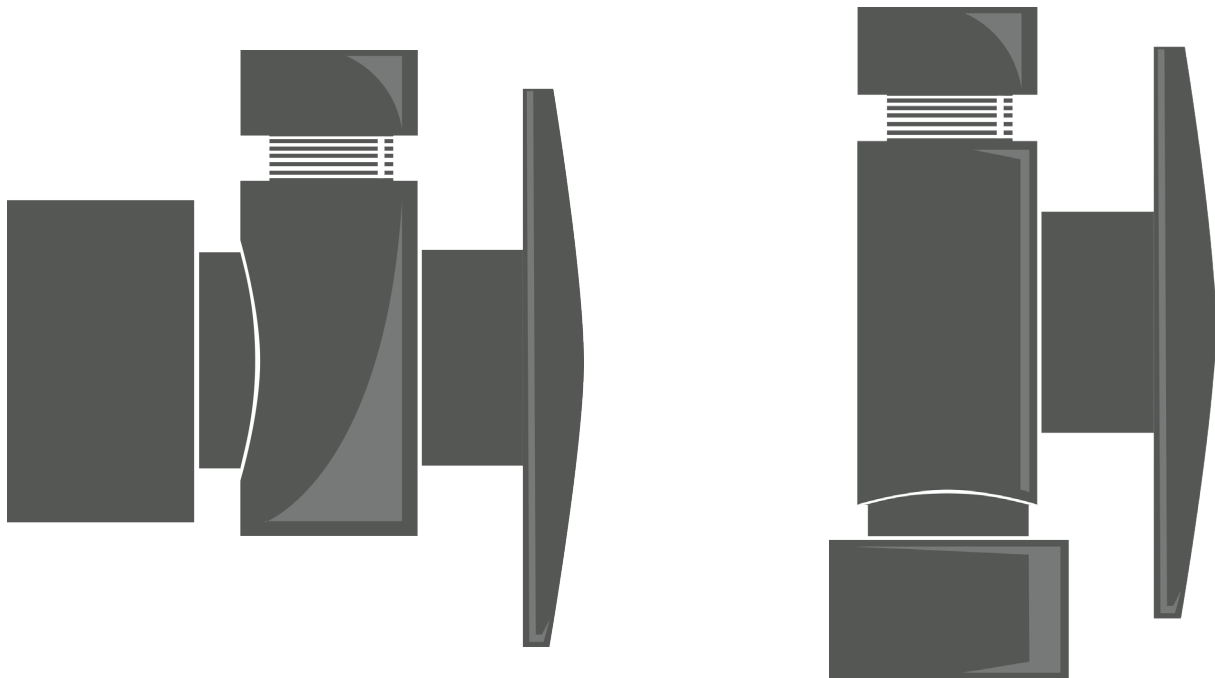
Use the bath sink, pedestal sink, toilet, and bidet fixture planning diagram to simplify your product selection and complete your design.

Bath Sink Fixture Planning Diagram **16**

Pedestal Sink Fixture Planning Diagram **17**

Toilet Fixture Planning Diagram **18**

Bidet Fixture Planning Diagram **19**





Valve Duet Finishes

Mountain Plumbing's Duet Finish Collection highlights elements of your kitchen and bath design to give a truly balanced and unique look.

Available on the MT5003L-NL
Lever Handle Valve

Page 144

Ordering Duet Products

All Duet products come with Matte Black as the base finish.
To order please use the following three step instructions:

1. Find the Product You Want in a Duet Finish			2. Select Accent Finish & Use Model # Below to Order			
Standard Model #	Product Name	Page	Brushed Nickel	Polished Chrome	Polished Nickel	Champagne Bronze
MT2000-2	Decorative Bottle Trap with Clean-Out Plug	230	MT2000-2D/BRN	MT2000-2D/CPB	MT2000-2D/PN	MT2000-2D/CHBRZ
MT5003L-NL	Lever Handle Angle Valve	144	MT5003L-NLD/BRN	MT5003L-NLD/CPB	MT5003L-NLD/PN	MT5003L-NLD/CHBRZ
MT300	Classic 3-1/2" Deluxe Stemball Kitchen Strainer	41	MT300D/BRN	MT300D/CPB	MT300D/PN	MT300D/CHBRZ
MT200EV	Complete Stopper & Strainer Unit Waste Disposer Trim	45	MT200EVD/BRN	MT200EVD/CPB	MT200EVD/PN	MT200EVD/CHBRZ
MT202	Extended Flange Stopper & Strainer Unit Waste Disposer Trim	45	MT202D/BRN	MT202D/CPB	MT202D/PN	MT202D/CHBRZ
MT957R	Round Deluxe Raised Air Switch with Freedom Mount	31	MT957RD/BRN	MT957RD/CPB	MT957RD/PN	MT957RD/CHBRZ
MT1830-NL	Hot Water Faucet - Contemporary Round Body (90° Spout)	66	MT1830-NLD/PVDBRN	MT1830-NLD/CPB	MT1830-NLD/PVDPN	MT1830-NLD/CHBRZ
MT1840-NL	Hot Water Faucet - Contemporary Round Body	67	MT1840-NLD/PVDBRN	MT1840-NLD/CPB	MT1840-NLD/PVDPN	MT1840-NLD/CHBRZ
MT1831-NL	Hot & Cold Faucet - Contemporary Round Body (90° Spout)	78	MT1831-NLD/PVDBRN	MT1831-NLD/CPB	MT1831-NLD/PVDPN	MT1831-NLD/CHBRZ
MT1841-NL	Hot & Cold Faucet - Contemporary Round Body	79	MT1841-NLD/PVDBRN	MT1841-NLD/CPB	MT1841-NLD/PVDPN	MT1841-NLD/CHBRZ
MT1833-NL	Point-of-Use Faucet - Contemporary Round Body (90° Spout)	90	MT1833-NLD/PVDBRN	MT1833-NLD/CPB	MT1833-NLD/PVDPN	MT1833-NLD/CHBRZ
MT1843-NL	Point-of-Use Faucet - Contemporary Round Body	91	MT1843-NLD/PVDBRN	MT1843-NLD/CPB	MT1843-NLD/PVDPN	MT1843-NLD/CHBRZ
Products with Knurling						
MT1830-NL	Hot Water Faucet - Contemporary Round Body (90° Spout)	66	MT1830-NLDK/PVDBRN	MT1830-NLDK/CPB	MT1830-NLDK/PVDPN	MT1830-NLDK/CHBRZ
MT1840-NL	Hot Water Faucet - Contemporary Round Body	67	MT1840-NLDK/PVDBRN	MT1840-NLDK/CPB	MT1840-NLDK/PVDPN	MT1840-NLDK/CHBRZ
MT1831-NL	Hot & Cold Faucet - Contemporary Round Body (90° Spout)	78	MT1831-NLDK/PVDBRN	MT1831-NLDK/CPB	MT1831-NLDK/PVDPN	MT1831-NLDK/CHBRZ
MT1841-NL	Hot & Cold Faucet - Contemporary Round Body	79	MT1841-NLDK/PVDBRN	MT1841-NLDK/CPB	MT1841-NLDK/PVDPN	MT1841-NLDK/CHBRZ
MT1833-NL	Point-of-Use Faucet - Contemporary Round Body (90° Spout)	90	MT1833-NLDK/PVDBRN	MT1833-NLDK/CPB	MT1833-NLDK/PVDPN	MT1833-NLDK/CHBRZ
MT1843-NL	Point-of-Use Faucet - Contemporary Round Body	91	MT1843-NLDK/PVDBRN	MT1843-NLDK/CPB	MT1843-NLDK/PVDPN	MT1843-NLDK/CHBRZ

3a. Brushed Nickel - Find Prices & Order	
Brushed Nickel	Price
MT2000-2D/BRN	\$ 461
MT5003L-NLD/BRN	\$ 208
MT300D/BRN	\$ 167
MT200EVD/BRN	\$ 171
MT202D/BRN	\$ 182
MT957RD/BRN	\$ 283
MT1830-NLD/PVDBRN	\$ 680
MT1840-NLD/PVDBRN	\$ 680
MT1831-NLD/PVDBRN	\$ 870
MT1841-NLD/PVDBRN	\$ 870
MT1833-NLD/PVDBRN	\$ 539
MT1843-NLD/PVDBRN	\$ 539
Products with Knurling	
MT1830-NLDK/PVDBRN	\$ 736
MT1840-NLDK/PVDBRN	\$ 736
MT1831-NLDK/PVDBRN	\$ 954
MT1841-NLDK/PVDBRN	\$ 954
MT1833-NLDK/PVDBRN	\$ 595
MT1843-NLDK/PVDBRN	\$ 595

3b. Polished Chrome - Find Prices & Order	
Brushed Nickel	Price
MT2000-2D/CPB	\$ 461
MT5003L-NLD/CPB	\$ 208
MT300D/CPB	\$ 167
MT200EVD/CPB	\$ 171
MT202D/CPB	\$ 182
MT957RD/CPB	\$ 283
MT1830-NLD/CPB	\$ 680
MT1840-NLD/CPB	\$ 680
MT1831-NLD/CPB	\$ 870
MT1841-NLD/CPB	\$ 870
MT1833-NLD/CPB	\$ 539
MT1843-NLD/CPB	\$ 539
Products with Knurling	
MT1830-NLDK/CPB	\$ 736
MT1840-NLDK/CPB	\$ 736
MT1831-NLDK/CPB	\$ 954
MT1841-NLDK/CPB	\$ 954
MT1833-NLDK/CPB	\$ 595
MT1843-NLDK/CPB	\$ 595

3c. Polished Nickel - Find Prices & Order	
Brushed Nickel	Price
MT2000-2D/PN	\$ 461
MT5003L-NLD/PN	\$ 208
MT300D/PN	\$ 167
MT200EVD/PN	\$ 171
MT202D/PN	\$ 182
MT957RD/PN	\$ 283
MT1830-NLD/PVDPN	\$ 680
MT1840-NLD/PVDPN	\$ 680
MT1831-NLD/PVDPN	\$ 870
MT1841-NLD/PVDPN	\$ 870
MT1833-NLD/PVDPN	\$ 539
MT1843-NLD/PVDPN	\$ 539
Products with Knurling	
MT1830-NLDK/PVDPN	\$ 736
MT1840-NLDK/PVDPN	\$ 736
MT1831-NLDK/PVDPN	\$ 954
MT1841-NLDK/PVDPN	\$ 954
MT1833-NLDK/PVDPN	\$ 595
MT1843-NLDK/PVDPN	\$ 595

3d. Champagne Bronze - Find Prices & Order	
Brushed Nickel	Price
MT2000-2D/CHBRZ	\$ 461
MT5003L-NLD/CHBRZ	\$ 208
MT300D/CHBRZ	\$ 167
MT200EVD/CHBRZ	\$ 171
MT202D/CHBRZ	\$ 182
MT957RD/CHBRZ	\$ 283
MT1830-NLD/CHBRZ	\$ 680
MT1840-NLD/CHBRZ	\$ 680
MT1831-NLD/CHBRZ	\$ 870
MT1841-NLD/CHBRZ	\$ 870
MT1833-NLD/CHBRZ	\$ 539
MT1843-NLD/CHBRZ	\$ 539
Products with Knurling	
MT1830-NLDK/CHBRZ	\$ 736
MT1840-NLDK/CHBRZ	\$ 736
MT1831-NLDK/CHBRZ	\$ 954
MT1841-NLDK/CHBRZ	\$ 954
MT1833-NLDK/CHBRZ	\$ 595
MT1843-NLDK/CHBRZ	\$ 595

Look for the  icon to find products available in Duet Finishes throughout the 2020 Price Book



Brass Oval Handle with 1/4 Turn Ball Valve - Lead Free

(Angle)

1/2" Female IPS Inlet x 3/8" O.D. Compression Outlet



Oval Handle Angle Valve



MT401-NL

Our oval handle angle valve is designed for a traditional look.

Standard Finishes

MT401-NL/BRN	Brushed Nickel	\$ 86
MT401-NL/CHBRZ	Champagne Bronze	\$ 148
MT401-NL/CPB	Polished Chrome	\$ 58
MT401-NL/MB	Matte Black	\$ 113
MT401-NL/ORB	Oil Rubbed Bronze	\$ 98
MT401-NL/PN	Polished Nickel	\$ 86
MT401-NL/ULB	Unlacquered Brass	\$ 58
MT401-NL/VB	Venetian Bronze	\$ 98

Group 1 Finishes

All Group 1 Finishes \$ 113

Group 2 Finishes

All Group 2 Finishes \$ 148

Brass Oval Handle with 1/4 Turn Ball Valve - Lead Free

(Angle)

1/2" Compression (5/8" O.D.) Inlet x 3/8" O.D. Compression Outlet



Oval Handle Angle Valve



MT403-NL

Our oval handle angle valve is designed for a traditional look.

Standard Finishes

MT403-NL/BRN	Brushed Nickel	\$ 94
MT403-NL/CHBRZ	Champagne Bronze	\$ 156
MT403-NL/CPB	Polished Chrome	\$ 63
MT403-NL/MB	Matte Black	\$ 119
MT403-NL/ORB	Oil Rubbed Bronze	\$ 103
MT403-NL/PN	Polished Nickel	\$ 94
MT403-NL/ULB	Unlacquered Brass	\$ 63
MT403-NL/VB	Venetian Bronze	\$ 103

Group 1 Finishes

All Group 1 Finishes \$ 119

Group 2 Finishes

All Group 2 Finishes \$ 156



Brass Oval Handle with 1/4 Turn Ball Valve - Lead Free

(Straight)

1/2" Compression (5/8" O.D.) Inlet x 3/8" O.D. Compression Outlet



Oval Handle Straight Valve



MT410-NL

Our oval handle straight valve is designed for a traditional look.

Standard Finishes

MT410-NL/BRN	Brushed Nickel	\$ 94
MT410-NL/CHBRZ	Champagne Bronze	\$ 156
MT410-NL/CPB	Polished Chrome	\$ 63
MT410-NL/MB	Matte Black	\$ 119
MT410-NL/ORB	Oil Rubbed Bronze	\$ 103
MT410-NL/PN	Polished Nickel	\$ 94
MT410-NL/ULB	Unlacquered Brass	\$ 63
MT410-NL/VB	Venetian Bronze	\$ 103

Group 1 Finishes

All Group 1 Finishes \$ 119

Group 2 Finishes

All Group 2 Finishes \$ 156

Brass Oval Handle with 1/4 Turn Ceramic Disc Cartridge Valve - Lead Free

(Angle)

1/2" Female IPS Inlet x 3/8" O.D. Compression Outlet



Oval Handle Angle Valve



MT6001-NL

Our deluxe oval handle angle valve blends with traditional or contemporary

Standard Finishes

MT6001-NL/BRN	Brushed Nickel	\$ 108
MT6001-NL/CHBRZ	Champagne Bronze	\$ 246
MT6001-NL/CPB	Polished Chrome	\$ 93
MT6001-NL/MB	Matte Black	\$ 187
MT6001-NL/ORB	Oil Rubbed Bronze	\$ 126
MT6001-NL/PN	Polished Nickel	\$ 108
MT6001-NL/ULB	Unlacquered Brass	\$ 93
MT6001-NL/VB	Venetian Bronze	\$ 126

Group 1 Finishes

All Group 1 Finishes \$ 187

Group 2 Finishes

All Group 2 Finishes \$ 246



Brass Oval Handle with 1/4 Turn Ceramic Disc Cartridge Valve - Lead Free (Angle)

1/2" Compression (5/8" O.D.) Inlet x 3/8" O.D. Compression Outlet



Oval Handle Angle Valve



MT6003-NL

Our deluxe oval handle angle valve blends with traditional or contemporary.

Standard Finishes

MT6003-NL/BRN	Brushed Nickel	\$ 108
MT6001-NL/CHBRZ	Champagne Bronze	\$ 246
MT6003-NL/CPB	Polished Chrome	\$ 93
MT6003-NL/MB	Matte Black	\$ 187
MT6003-NL/ORB	Oil Rubbed Bronze	\$ 126
MT6003-NL/PN	Polished Nickel	\$ 108
MT6003-NL/ULB	Unlacquered Brass	\$ 93
MT6003-NL/VB	Venetian Bronze	\$ 126

Group 1 Finishes

All Group 1 Finishes \$ 187

Group 2 Finishes

All Group 2 Finishes \$ 246

Brass Cross Handle with 1/4 Turn Ball Valve - Lead Free (Angle)

1/2" Female IPS Inlet x 3/8" O.D. Compression Outlet



Cross Handle Angle Valve



MT616-NL

Our cross handle angle valve is designed for a traditional look.

Standard Finishes

MT616-NL/BRN	Brushed Nickel	\$ 129
MT616-NL/CHBRZ	Champagne Bronze	\$ 210
MT616-NL/CPB	Polished Chrome	\$ 92
MT616-NL/MB	Matte Black	\$ 162
MT616-NL/ORB	Oil Rubbed Bronze	\$ 151
MT616-NL/PN	Polished Nickel	\$ 129
MT616-NL/ULB	Unlacquered Brass	\$ 92
MT616-NL/VB	Venetian Bronze	\$ 151

Group 1 Finishes

All Group 1 Finishes \$ 162

Group 2 Finishes

All Group 2 Finishes \$ 210



Brass Cross Handle with 1/4 Turn Ball Valve - Lead Free

(Angle)

1/2" Compression (5/8" O.D.) Inlet x 3/8" O.D. Compression Outlet



Cross Handle Angle Valve



MT621-NL

Our cross handle angle valve is designed for a traditional look.

Standard Finishes

MT621-NL/BRN	Brushed Nickel	\$ 149
MT621-NL/CHBRZ	Champagne Bronze	\$ 225
MT621-NL/CPB	Polished Chrome	\$ 98
MT621-NL/MB	Matte Black	\$ 172
MT621-NL/ORB	Oil Rubbed Bronze	\$ 157
MT621-NL/PN	Polished Nickel	\$ 149
MT621-NL/ULB	Unlacquered Brass	\$ 98
MT621-NL/VB	Venetian Bronze	\$ 157

Group 1 Finishes

All Group 1 Finishes \$ 172

Group 2 Finishes

All Group 2 Finishes \$ 225

Brass Cross Handle with 1/4 Turn Ceramic Disc Cartridge Valve - Lead Free

(Angle)

1/2" Female IPS Inlet x 3/8" O.D. Compression Outlet



Cross Handle Angle Valve



MT4001X-NL

Our cross handle angle valve is designed for a traditional look.

Standard Finishes

MT4001X-NL/BRN	Brushed Nickel	\$ 172
MT4001X-NL/CHBRZ	Champagne Bronze	\$ 268
MT4001X-NL/CPB	Polished Chrome	\$ 117
MT4001X-NL/MB	Matte Black	\$ 204
MT4001X-NL/ORB	Oil Rubbed Bronze	\$ 180
MT4001X-NL/PN	Polished Nickel	\$ 172
MT4001X-NL/ULB	Unlacquered Brass	\$ 117
MT4001X-NL/VB	Venetian Bronze	\$ 180

Group 1 Finishes

All Group 1 Finishes \$ 204

Group 2 Finishes

All Group 2 Finishes \$ 268



Brass Cross Handle with 1/4 Turn Ceramic Disc Cartridge Valve - Lead Free

(Angle)

1/2" Compression (5/8" O.D.) Inlet x 3/8" O.D. Compression Outlet



Cross Handle Angle Valve



MT4003X-NL

Our cross handle angle valve is designed for a traditional look.

Standard Finishes

MT4003X-NL/BRN	Brushed Nickel	\$ 172
MT4003X-NL/CHBRZ	Champagne Bronze	\$ 268
MT4003X-NL/CPB	Polished Chrome	\$ 117
MT4003X-NL/MB	Matte Black	\$ 204
MT4003X-NL/ORB	Oil Rubbed Bronze	\$ 180
MT4003X-NL/PN	Polished Nickel	\$ 172
MT4003X-NL/ULB	Unlacquered Brass	\$ 117
MT4003X-NL/VB	Venetian Bronze	\$ 180

Group 1 Finishes

All Group 1 Finishes \$ 204

Group 2 Finishes

All Group 2 Finishes \$ 268

Brass Cross Handle with 1/4 Turn Ceramic Disc Cartridge Valve - Lead Free (Angle)

1/2" Compression (5/8" O.D.) Inlet x 3/8" O.D. Compression Outlet



Cross Handle Angle Valve



MT4004X-NL

Our deluxe cross handle angle valve and flange is designed for a very traditional look.

- Includes flange

Standard Finishes

MT4004X-NL/BRN	Brushed Nickel	\$ 248
MT4004X-NL/CHBRZ	Champagne Bronze	\$ 395
MT4004X-NL/CPB	Polished Chrome	\$ 171
MT4004X-NL/MB	Matte Black	\$ 301
MT4004X-NL/ORB	Oil Rubbed Bronze	\$ 274
MT4004X-NL/PN	Polished Nickel	\$ 248
MT4004X-NL/ULB	Unlacquered Brass	\$ 171
MT4004X-NL/VB	Venetian Bronze	\$ 274

Group 1 Finishes

All Group 1 Finishes \$ 301

Group 2 Finishes

All Group 2 Finishes \$ 395



Contemporary Lever Handle with 1/4 Turn Ceramic Disc Cartridge Valve - Lead Free (Angle)

1/2" Female IPS Inlet x 3/8" O.D. Compression Outlet



Lever Handle Angle Valve



MT5001L-NL

Our lever handle angle valve is designed for a contemporary look.

Standard Finishes

MT5001L-NL/BRN	Brushed Nickel	\$ 147
MT5001L-NL/CHBRZ	Champagne Bronze	\$ 267
MT5001L-NL/CPB	Polished Chrome	\$ 96
MT5001L-NL/MB	Matte Black	\$ 202
MT5001L-NL/ORB	Oil Rubbed Bronze	\$ 167
MT5001L-NL/PN	Polished Nickel	\$ 147
MT5001L-NL/ULB	Unlacquered Brass	\$ 96
MT5001L-NL/VB	Venetian Bronze	\$ 167

Group 1 Finishes

All Group 1 Finishes \$ 202

Group 2 Finishes

All Group 2 Finishes \$ 267

Contemporary Lever Handle with 1/4 Turn Ceramic Disc Cartridge Valve - Lead Free (Angle)

1/2" Compression (5/8" O.D.) Inlet x 3/8" O.D. Compression Outlet



Lever Handle Angle Valve



MT5003L-NL

Our lever handle angle valve is designed for a contemporary look.

Standard Finishes

MT5003L-NL/BRN	Brushed Nickel	\$ 147
MT5003L-NL/CHBRZ	Champagne Bronze	\$ 267
MT5003L-NL/CPB	Polished Chrome	\$ 96
MT5003L-NL/MB	Matte Black	\$ 202
MT5003L-NL/ORB	Oil Rubbed Bronze	\$ 167
MT5003L-NL/PN	Polished Nickel	\$ 147
MT5003L-NL/ULB	Unlacquered Brass	\$ 96
MT5003L-NL/VB	Venetian Bronze	\$ 167

Group 1 Finishes

All Group 1 Finishes \$ 202

Group 2 Finishes

All Group 2 Finishes \$ 267

Duet Finishes

MT5003L-NLD/BRN	Brushed Nickel	\$ 208
MT5003L-NLD/CHBRZ	Champagne Bronze	\$ 208
MT5003L-NLD/CPB	Polished Chrome	\$ 208
MT5003L-NLD/PN	Polished Nickel	\$ 208

(Matte Black is the Base Color for All Duet Products)



Base: MB
Accent: BRN



Base: MB
Accent: CPB



Base: MB
Accent: PN



Base: MB
Accent: CHBRZ



Contemporary Lever Handle with 1/4 Turn Ceramic Disc Cartridge Valve - Lead Free (Straight)

1/2" Compression (5/8" O.D.) Inlet x 3/8" O.D. Compression Outlet



Lever Handle Straight Valve



MT5120L-NL

Our lever handle straight valve is designed for a contemporary look.

Standard Finishes

MT5120L-NL/BRN	Brushed Nickel	\$ 152
MT5120L-NL/CHBRZ	Champagne Bronze	\$ 274
MT5120L-NL/CPB	Polished Chrome	\$ 104
MT5120L-NL/MB	Matte Black	\$ 209
MT5120L-NL/ORB	Oil Rubbed Bronze	\$ 174
MT5120L-NL/PN	Polished Nickel	\$ 152
MT5120L-NL/ULB	Unlacquered Brass	\$ 104
MT5120L-NL/VB	Venetian Bronze	\$ 174

Group 1 Finishes

All Group 1 Finishes \$ 209

Group 2 Finishes

All Group 2 Finishes \$ 274

Contemporary Round Handle with 1/4 Turn Ceramic Disc Cartridge Valve - Lead Free (Angle)

1/2" Compression (5/8" O.D.) Inlet x 3/8" O.D. Compression Outlet



Round Handle Angle Valve



MT6004-NL

Our round handle angle valve is designed for a contemporary look.

Standard Finishes

MT6004-NL/BRN	Brushed Nickel	\$ 208
MT6004-NL/CHBRZ	Champagne Bronze	\$ 291
MT6004-NL/CPB	Polished Chrome	\$ 137
MT6004-NL/MB	Matte Black	\$ 264
MT6004-NL/ORB	Oil Rubbed Bronze	\$ 236
MT6004-NL/PN	Polished Nickel	\$ 208
MT6004-NL/ULB	Unlacquered Brass	\$ 137
MT6004-NL/VB	Venetian Bronze	\$ 236

Group 1 Finishes

All Group 1 Finishes \$ 264

Group 2 Finishes

All Group 2 Finishes \$ 291



Brass Oval Handle with 1/4 Turn Ball Valve - Lead Free

(Sweat - Angle)

1/2" Copper Sweat Inlet x 3/8" O.D. Compression Outlet



Oval Handle Angle Sweat Valve



MT316-NL

This angle sweat valve is traditionally styled with a brass oval handle.

- Includes 5" sweat extension and bell flange

Standard Finishes

MT316-NL/BRN	Brushed Nickel	\$ 124
MT316-NL/CHBRZ	Champagne Bronze	\$ 178
MT316-NL/CPB	Polished Chrome	\$ 85
MT316-NL/MB	Matte Black	\$ 147
MT316-NL/ORB	Oil Rubbed Bronze	\$ 140
MT316-NL/PN	Polished Nickel	\$ 124
MT316-NL/ULB	Unlacquered Brass	\$ 85
MT316-NL/VB	Venetian Bronze	\$ 140

Group 1 Finishes

All Group 1 Finishes **\$ 147**

Group 2 Finishes

All Group 2 Finishes **\$ 178**

Brass Oval Handle with 1/4 Turn Ball Valve - Lead Free

(Sweat - Straight)

1/2" Copper Sweat Inlet x 3/8" O.D. Compression Outlet



Oval Handle Straight Sweat Valve



MT317-NL

This straight sweat valve is traditionally styled with a brass oval handle.

- Includes 5" sweat extension and bell flange

Standard Finishes

MT317-NL/BRN	Brushed Nickel	\$ 129
MT317-NL/CHBRZ	Champagne Bronze	\$ 185
MT317-NL/CPB	Polished Chrome	\$ 91
MT317-NL/MB	Matte Black	\$ 149
MT317-NL/ORB	Oil Rubbed Bronze	\$ 148
MT317-NL/PN	Polished Nickel	\$ 129
MT317-NL/ULB	Unlacquered Brass	\$ 91
MT317-NL/VB	Venetian Bronze	\$ 148

Group 1 Finishes

All Group 1 Finishes **\$ 149**

Group 2 Finishes

All Group 2 Finishes **\$ 185**



Brass Cross Handle with 1/4 Turn Ball Valve - Lead Free

(Sweat - Angle)

1/2" Copper Sweat Inlet x 3/8"
O.D. Compression Outlet



Cross Handle Angle Sweat Valve



MT629-NL

This angle sweat valve is traditionally styled with a cross handle.

- Includes 5" sweat extension and bell flange

Standard Finishes

MT629-NL/BRN	Brushed Nickel	\$ 151
MT629-NL/CHBRZ	Champagne Bronze	\$ 227
MT629-NL/CPB	Polished Chrome	\$ 124
MT629-NL/MB	Matte Black	\$ 205
MT629-NL/ORB	Oil Rubbed Bronze	\$ 172
MT629-NL/PN	Polished Nickel	\$ 151
MT629-NL/ULB	Unlacquered Brass	\$ 124
MT629-NL/VB	Venetian Bronze	\$ 172

Group 1 Finishes

All Group 1 Finishes \$ 205


Group 2 Finishes

All Group 2 Finishes \$ 227

Brass Cross Handle with 1/4 Turn Ball Valve - Lead Free

(Sweat - Straight)

1/2" Copper Sweat Inlet x 3/8"
O.D. Compression Outlet



Cross Handle Straight Sweat Valve



MT631-NL

This straight sweat valve is traditionally styled with a cross handle.

- Includes 5" sweat extension and bell flange

Standard Finishes

MT631-NL/BRN	Brushed Nickel	\$ 151
MT631-NL/CHBRZ	Champagne Bronze	\$ 227
MT631-NL/CPB	Polished Chrome	\$ 124
MT631-NL/MB	Matte Black	\$ 205
MT631-NL/ORB	Oil Rubbed Bronze	\$ 172
MT631-NL/PN	Polished Nickel	\$ 151
MT631-NL/ULB	Unlacquered Brass	\$ 124
MT631-NL/VB	Venetian Bronze	\$ 172

Group 1 Finishes

All Group 1 Finishes \$ 205

Group 2 Finishes

All Group 2 Finishes \$ 227

Brass Cross Handle with 1/4 Turn Ceramic Disc Cartridge Valve - Lead Free

(Sweat - Angle)

1/2" Copper Sweat Inlet x 3/8" O.D. Compression Outlet



Cross Handle Angle Sweat Valve



MT416X-NL

This angle sweat valve is traditionally styled with a cross handle.

- Includes 5" sweat extension and 11/16" bell flange

Standard Finishes

MT416X-NL/BRN	Brushed Nickel	\$ 205
MT416X-NL/CHBRZ	Champagne Bronze	\$ 320
MT416X-NL/CPB	Polished Chrome	\$ 158
MT416X-NL/MB	Matte Black	\$ 244
MT416X-NL/ORB	Oil Rubbed Bronze	\$ 226
MT416X-NL/PN	Polished Nickel	\$ 205
MT416X-NL/ULB	Unlacquered Brass	\$ 158
MT416X-NL/VB	Venetian Bronze	\$ 226

Group 1 Finishes

All Group 1 Finishes	\$ 244
----------------------	--------


Group 2 Finishes

All Group 2 Finishes	\$ 320
----------------------	--------

Brass Cross Handle with 1/4 Turn Ceramic Disc Cartridge Valve - Lead Free

(Sweat - Straight)

1/2" Copper Sweat Inlet x 3/8" O.D. Compression Outlet



Cross Handle Straight Sweat Valve



MT417X-NL

This straight sweat valve is traditionally styled with a cross handle.

- Includes 5" sweat extension and 11/16" bell flange

Standard Finishes

MT417X-NL/BRN	Brushed Nickel	\$ 212
MT417X-NL/CHBRZ	Champagne Bronze	\$ 328
MT417X-NL/CPB	Polished Chrome	\$ 166
MT417X-NL/MB	Matte Black	\$ 250
MT417X-NL/ORB	Oil Rubbed Bronze	\$ 231
MT417X-NL/PN	Polished Nickel	\$ 212
MT417X-NL/ULB	Unlacquered Brass	\$ 166
MT417X-NL/VB	Venetian Bronze	\$ 231

Group 1 Finishes

All Group 1 Finishes	\$ 250
----------------------	--------

Group 2 Finishes

All Group 2 Finishes	\$ 328
----------------------	--------



Contemporary Lever Handle with 1/4 Turn Ceramic Disc Cartridge Valve - Lead Free (Sweat - Angle)

1/2" Copper Sweat Inlet x 3/8" O.D. Compression Outlet



Lever Handle Angle Sweat Valve



MT516L-NL

This angle sweat valve is a contemporary styled valve with a lever handle.

- Includes 5" sweat extension and 11/16" bell flange

Standard Finishes

MT516L-NL/BRN	Brushed Nickel	\$ 209
MT516L-NL/CHBRZ	Champagne Bronze	\$ 302
MT516L-NL/CPB	Polished Chrome	\$ 142
MT516L-NL/MB	Matte Black	\$ 274
MT516L-NL/ORB	Oil Rubbed Bronze	\$ 243
MT516L-NL/PN	Polished Nickel	\$ 209
MT516L-NL/ULB	Unlacquered Brass	\$ 142
MT516L-NL/VB	Venetian Bronze	\$ 243

Group 1 Finishes


All Group 1 Finishes \$ 274

Group 2 Finishes

All Group 2 Finishes \$ 302

Contemporary Lever Handle with 1/4 Turn Ceramic Disc Cartridge Valve - Lead Free (Sweat - Straight)

1/2" Copper Sweat Inlet x 3/8" O.D. Compression Outlet



Lever Handle Straight Sweat Valve



MT517L-NL

This straight sweat valve is a contemporary styled valve with a lever handle.

- Includes 5" sweat extension and 11/16" bell flange

Standard Finishes

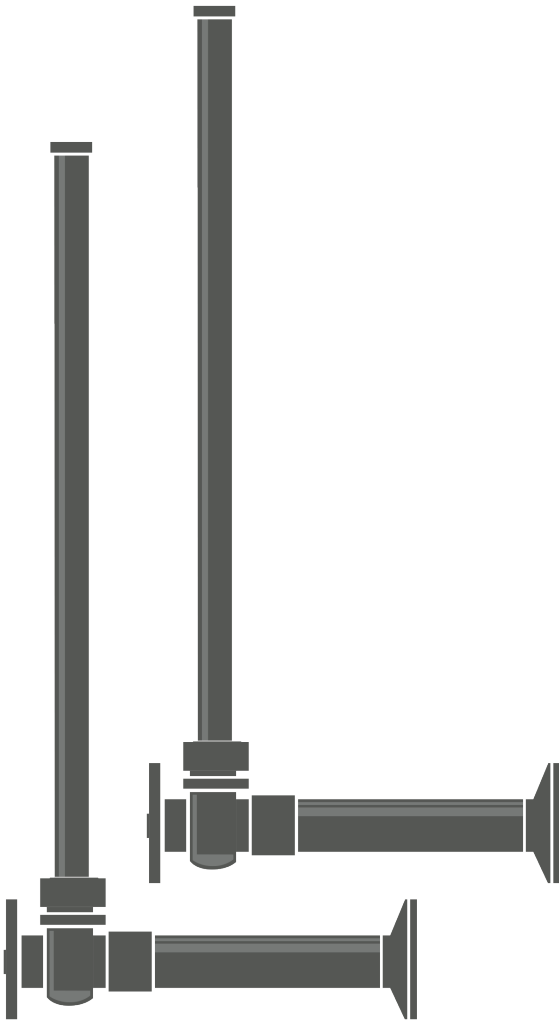
MT517L-NL/BRN	Brushed Nickel	\$ 217
MT517L-NL/CHBRZ	Champagne Bronze	\$ 312
MT517L-NL/CPB	Polished Chrome	\$ 148
MT517L-NL/MB	Matte Black	\$ 282
MT517L-NL/ORB	Oil Rubbed Bronze	\$ 248
MT517L-NL/PN	Polished Nickel	\$ 217
MT517L-NL/ULB	Unlacquered Brass	\$ 148
MT517L-NL/VB	Venetian Bronze	\$ 248

Group 1 Finishes

All Group 1 Finishes \$ 282

Group 2 Finishes

All Group 2 Finishes \$ 312



Section Contents

Supply Parts **153 - 156**

Lavatory Supply Kit

Angle/Straight **157 - 165**

Angle Sweat **166 - 168**

Lavatory Supply Kit - Bottle Trap

Angle/Straight **169 - 173**

Angle Sweat **174**

Lavatory Supply Kit - P-Trap (1-1/4")

Angle/Straight **174 - 177**

Angle/Straight Sweat **178**

Lavatory Supply Kit - P-Trap (1-1/2")

Angle/Straight **179 - 182**

Angle/Straight Sweat **182 - 183**

Lavatory Supply Kit New England

Angle/Straight **184 - 190**

Angle/Straight Sweat **191 - 195**

Toilet Supply Kits

Angle/Straight **196 - 204**

Angle/Straight Sweat **205 - 208**

Corrugated **209 - 213**

Fixture Planning Diagrams

Use the bath sink, pedestal sink, toilet, and bidet fixture planning diagram to simplify your product selection and complete your design.

Bath Sink Fixture Planning Diagram **16**


Pedestal Sink Fixture Planning Diagram **17**

Toilet Fixture Planning Diagram **18**

Bidet Fixture Planning Diagram **19**



Rigid Supply Tubes for Lavatory Connections Bull Nose Risers



MT432X

Bull Nose Supply Tube For Lavatory - 20" w/ Metal End Piece

MT432X

Bull nose supply tube risers with metal end piece for lavatory connections.

- Rigid Supply Tube
- 3/8" O.D. x 20" Long
- Available in 20" only
- Lead Free Material
- Can be hand formed for installation, but a spring bender is recommended



Bull Nose Supply Tube For Lavatory - 12" w/ Rubber End Piece

MT431X

Bull nose supply tube risers with rubber end piece for lavatory connections.

- Rigid Supply Tube
- 3/8" O.D. x 12" Long
- Lead Free Material
- Can be hand formed for installation, but a spring bender is recommended

Standard Finishes

MT431X/BRN	Brushed Nickel	\$ 34
MT431X/CHBRZ	Champagne Bronze	\$ 71
MT431X/CPB	Polished Chrome	\$ 29
MT431X/MB	Matte Black	\$ 44
MT431X/ORB	Oil Rubbed Bronze	\$ 40
MT431X/PN	Polished Nickel	\$ 34
MT431X/ULB	Unlacquered Brass	\$ 29
MT431X/VB	Venetian Bronze	\$ 40

Group 1 Finishes

All Group 1 Finishes **\$ 44**

Group 2 Finishes

All Group 2 Finishes **\$ 71**

Standard Finishes

MT432X/BRN	Brushed Nickel	\$ 28
MT432X/CHBRZ	Champagne Bronze	\$ 59
MT432X/CPB	Polished Chrome	\$ 24
MT432X/MB	Matte Black	\$ 37
MT432X/ORB	Oil Rubbed Bronze	\$ 33
MT432X/PN	Polished Nickel	\$ 28
MT432X/ULB	Unlacquered Brass	\$ 24
MT432X/VB	Venetian Bronze	\$ 33

Group 1 Finishes

All Group 1 Finishes **\$ 37**

Group 2 Finishes

All Group 2 Finishes **\$ 59**



Bull Nose Supply Tube For Lavatory - 30" w/ Rubber End Piece

MT4321X

Bull nose supply tube risers with rubber end piece for lavatory connections.

- Rigid Supply Tube
- 3/8" O.D. x 30" Long
- Lead Free Material
- Can be hand formed for installation, but a spring bender is recommended

Standard Finishes

MT4321X/BRN	Brushed Nickel	\$ 53
MT4321X/CHBRZ	Champagne Bronze	\$ 125
MT4321X/CPB	Polished Chrome	\$ 39
MT4321X/MB	Matte Black	\$ 77
MT4321X/ORB	Oil Rubbed Bronze	\$ 66
MT4321X/PN	Polished Nickel	\$ 53
MT4321X/ULB	Unlacquered Brass	\$ 39
MT4321X/VB	Venetian Bronze	\$ 66

Group 1 Finishes

All Group 1 Finishes **\$ 77**

Group 2 Finishes

All Group 2 Finishes **\$ 125**



Rigid Supply Tubes for Toilet Connections Corrugated Supply Tubes & Flat Head Risers



MT426X

Corrugated Supply Tube - 15" For Toilet or Lavatory

MT426X

Corrugated supply tubes for toilet or lavatory connections.

- Rigid Supply Tube
- 3/8" O.D. x 15" Long
- Available in 15" only
- Includes washers for toilet or lavatory connection
- Lead Free Material

Standard Finishes

MT426X/BRN	Brushed Nickel	\$ 27
MT426X/CHBRZ	Champagne Bronze	\$ 54
MT426X/CPB	Polished Chrome	\$ 21
MT426X/MB	Matte Black	\$ 34
MT426X/ORB	Oil Rubbed Bronze	\$ 30
MT426X/PN	Polished Nickel	\$ 27
MT426X/ULB	Unlacquered Brass	\$ 21
MT426X/VB	Venetian Bronze	\$ 30

Group 1 Finishes

All Group 1 Finishes	\$ 34
----------------------	-------

Group 2 Finishes

All Group 2 Finishes	\$ 54
----------------------	-------



Flat Head Riser Supply Tube For Toilet - 12"

MT435X

Flat head supply tube risers with plastic end piece for toilet connections.

- Rigid Supply Tube
- 3/8" O.D. x 12" Long
- Lead Free Material
- Can be hand formed for installation, but a spring bender is recommended

Standard Finishes

MT435X/BRN	Brushed Nickel	\$ 33
MT435X/CHBRZ	Champagne Bronze	\$ 70
MT435X/CPB	Polished Chrome	\$ 26
MT435X/MB	Matte Black	\$ 43
MT435X/ORB	Oil Rubbed Bronze	\$ 39
MT435X/PN	Polished Nickel	\$ 33
MT435X/ULB	Unlacquered Brass	\$ 26
MT435X/VB	Venetian Bronze	\$ 39

Group 1 Finishes

All Group 1 Finishes	\$ 43
----------------------	-------

Group 2 Finishes

All Group 2 Finishes	\$ 70
----------------------	-------



Flat Head Riser Supply Tube For Toilet - 20"

MT436X

Flat head supply tube risers with plastic end piece for toilet connections.

- Rigid Supply Tube
- 3/8" O.D. x 20" Long
- Lead Free Material
- Can be hand formed for installation, but a spring bender is recommended

Standard Finishes

MT436X/BRN	Brushed Nickel	\$ 38
MT436X/CHBRZ	Champagne Bronze	\$ 76
MT436X/CPB	Polished Chrome	\$ 29
MT436X/MB	Matte Black	\$ 46
MT436X/ORB	Oil Rubbed Bronze	\$ 42
MT436X/PN	Polished Nickel	\$ 38
MT436X/ULB	Unlacquered Brass	\$ 29
MT436X/VB	Venetian Bronze	\$ 42

Group 1 Finishes

All Group 1 Finishes	\$ 46
----------------------	-------

Group 2 Finishes

All Group 2 Finishes	\$ 76
----------------------	-------



Flanges - Low Pattern



MT441X



MT442X

Flat Sure Grip Brass Flange

MT441X

A flat sure grip brass flange to fit over 5/8" O.D. copper tube.

- 5/8" I.D. x 2-1/2" O.D. x 13/32" HT

MT442X

A flat sure grip brass flange to fit over 1/2" IPS.

- 13/16" I.D. x 2-1/2" O.D. x 13/32" HT

Standard Finishes

MT441X/BRN	MT442X/BRN	Brushed Nickel	\$ 16
MT441X/CHBRZ	MT442X/CHBRZ	Champagne Bronze	\$ 35
MT441X/CPB	MT442X/CPB	Polished Chrome	\$ 6
MT441X/MB	MT442X/MB	Matte Black	\$ 21
MT441X/ORB	MT442X/ORB	Oil Rubbed Bronze	\$ 17
MT441X/PN	MT442X/PN	Polished Nickel	\$ 16
MT441X/ULB	MT442X/ULB	Unlacquered Brass	\$ 6
MT441X/VB	MT442X/VB	Venetian Bronze	\$ 17


Group 1 Finishes

All Group 1 Finishes **\$ 21**

Group 2 Finishes

All Group 2 Finishes **\$ 35**

Flanges - Brass Bell



MT443X



MT445X

Brass Bell Sure Grip Brass Flange - Use with 1/2" IPS

MT443X

A brass bell sure grip flange to fit over 1/2" IPS pipe nipples.

- 13/16" I.D. x 2-13/32" O.D. x 1-1/8" HT

MT445X

A brass bell sure grip flange to fit over 5/8" O.D. copper tube.

- 5/8" I.D. x 2-13/32" O.D. x 1-1/8" HT

Standard Finishes

MT443X/BRN	MT445X/BRN	Brushed Nickel	\$ 19
MT443X/CHBRZ	MT445X/CHBRZ	Champagne Bronze	\$ 37
MT443X/CPB	MT445X/CPB	Polished Chrome	\$ 9
MT443X/MB	MT445X/MB	Matte Black	\$ 23
MT443X/ORB	MT445X/ORB	Oil Rubbed Bronze	\$ 21
MT443X/PN	MT445X/PN	Polished Nickel	\$ 19
MT443X/ULB	MT445X/ULB	Unlacquered Brass	\$ 9
MT443X/VB	MT445X/VB	Venetian Bronze	\$ 21

Group 1 Finishes

All Group 1 Finishes **\$ 23**

Group 2 Finishes

All Group 2 Finishes **\$ 37**

Standard Finishes


MT4390X/BRN	Brushed Nickel	\$ 49
MT4390X/CHBRZ	Champagne Bronze	\$ 72
MT4390X/CPB	Polished Chrome	\$ 32
MT4390X/MB	Matte Black	\$ 61
MT4390X/ORB	Oil Rubbed Bronze	\$ 51
MT4390X/PN	Polished Nickel	\$ 49
MT4390X/ULB	Unlacquered Brass	\$ 32
MT4390X/VB	Venetian Bronze	\$ 51

Group 1 Finishes

All Group 1 Finishes **\$ 61**

Group 2 Finishes

All Group 2 Finishes **\$ 72**



Cover Tube

MT4390X

Cover tube for O.D. Compression x O.D. Compression

- 6" cover tube that can be cut to size
- Covers 1/2" copper stub
- Includes Flange



Lead Free Pipe Nipples



6" Pipe Nipple - 1/2" IPS

MT448X-NL

A lead free, all brass pipe nipple for 1/2" IPS.

- To be used with IPS applications
- 1/2" IPS X 6"

Standard Finishes

MT448X-NL/BRN	Brushed Nickel	\$ 57
MT448X-NL/CHBRZ	Champagne Bronze	\$ 117
MT448X-NL/CPB	Polished Chrome	\$ 42
MT448X-NL/MB	Matte Black	\$ 74
MT448X-NL/ORB	Oil Rubbed Bronze	\$ 62
MT448X-NL/PN	Polished Nickel	\$ 57
MT448X-NL/ULB	Unlacquered Brass	\$ 42
MT448X-NL/VB	Venetian Bronze	\$ 62

Group 1 Finishes

All Group 1 Finishes	\$ 74
----------------------	-------

Group 2 Finishes

All Group 2 Finishes	\$ 117
----------------------	--------



4" Pipe Nipple - 1/2" IPS

MT450X-NL

A lead free, all brass pipe nipple for 1/2" IPS.

- To be used with IPS applications
- 1/2" IPS X 4"

Standard Finishes

MT450X-NL/BRN	Brushed Nickel	\$ 46
MT450X-NL/CHBRZ	Champagne Bronze	\$ 101
MT450X-NL/CPB	Polished Chrome	\$ 32
MT450X-NL/MB	Matte Black	\$ 63
MT450X-NL/ORB	Oil Rubbed Bronze	\$ 49
MT450X-NL/PN	Polished Nickel	\$ 46
MT450X-NL/ULB	Unlacquered Brass	\$ 32
MT450X-NL/VB	Venetian Bronze	\$ 49

Group 1 Finishes

All Group 1 Finishes	\$ 63
----------------------	-------

Group 2 Finishes

All Group 2 Finishes	\$ 101
----------------------	--------



12" Supply Cover Sleeve

MT455X

Standard Finishes

MT455X/BRN	Brushed Nickel	\$ 71
MT455X/CPB	Polished Chrome	\$ 56
MT455X/ORB	Oil Rubbed Bronze	\$ 81
MT455X/PN	Polished Nickel	\$ 71

20" Supply Cover Sleeve

MT456X

Standard Finishes

MT456X/BRN	Brushed Nickel	\$ 78
MT456X/CPB	Polished Chrome	\$ 60
MT456X/ORB	Oil Rubbed Bronze	\$ 87
MT456X/PN	Polished Nickel	\$ 78



12" Supply Cover Sleeve w/ Toilet Supply Line

MT465X

Standard Finishes

MT465X/BRN	Brushed Nickel	\$ 81
MT465X/CPB	Polished Chrome	\$ 66
MT465X/ORB	Oil Rubbed Bronze	\$ 90
MT465X/PN	Polished Nickel	\$ 81

20" Supply Cover Sleeve w/ Lavatory Supply Line

MT466X

Standard Finishes


MT466X/BRN	Brushed Nickel	\$ 88
MT466X/CPB	Polished Chrome	\$ 72
MT466X/ORB	Oil Rubbed Bronze	\$ 97
MT466X/PN	Polished Nickel	\$ 88



Brass Oval Handle with 1/4 Turn Ball Valve - Lead Free

(Angle - No Trap)

1/2" Female IPS Inlet x 3/8" O.D. Compression Outlet



Oval Handle (valve MT401-NL)

MT4934-NL

Complete Lavatory Supply Kits include everything you need to install your bathroom lavatory sink. Our oval handle angle valve is designed for a traditional look.

- 2 - MT401-NL Angle Valves
- 2 - MT432X 3/8" x 20" Rigid Supply Tubes
- 2 - MT450X 1/2" x 4" Pipe Nipples
- 2 - MT442X Sure Grip Flanges

Standard Finishes

MT4934-NL/BRN	Brushed Nickel	\$ 352
MT4934-NL/CHBRZ	Champagne Bronze	\$ 634
MT4934-NL/CPB	Polished Chrome	\$ 248
MT4934-NL/MB	Matte Black	\$ 468
MT4934-NL/ORB	Oil Rubbed Bronze	\$ 394
MT4934-NL/PN	Polished Nickel	\$ 352
MT4934-NL/ULB	Unlacquered Brass	\$ 248
MT4934-NL/VB	Venetian Bronze	\$ 394

Group 1 Finishes

All Group 1 Finishes **\$ 468**

Group 2 Finishes

All Group 2 Finishes **\$ 634**

Oval Handle (valve MT403-NL)

MT493BO-NL

Complete Lavatory Supply Kits include everything you need to install your bathroom lavatory sink. Our oval handle angle valve is designed for a traditional look.

- 2 - MT403-NL Angle Valves
- 2 - MT432X 3/8" x 20" Rigid Supply Tubes
- 2 - MT441X Sure Grip Flanges

Standard Finishes

MT493BO-NL/BRN	Brushed Nickel	\$ 276
MT493BO-NL/CHBRZ	Champagne Bronze	\$ 474
MT493BO-NL/CPB	Polished Chrome	\$ 186
MT493BO-NL/MB	Matte Black	\$ 354
MT493BO-NL/ORB	Oil Rubbed Bronze	\$ 306
MT493BO-NL/PN	Polished Nickel	\$ 276
MT493BO-NL/ULB	Unlacquered Brass	\$ 186
MT493BO-NL/VB	Venetian Bronze	\$ 306


Group 1 Finishes

All Group 1 Finishes **\$ 354**

Group 2 Finishes

All Group 2 Finishes **\$ 474**

1/2" Compression (5/8" O.D.) Inlet x 3/8" O.D. Compression Outlet






Brass Oval Handle with 1/4 Turn Ceramic Disc Cartridge Valve - Lead Free

(Angle - No Trap)

1/2" Female IPS Inlet x 3/8" O.D. Compression Outlet



Oval Handle (valve MT6001-NL)

MT6910-NL

Complete Lavatory Supply Kits include everything you need to install your bathroom lavatory sink. Our deluxe brass oval handle angle valve blends with traditional or contemporary fixtures.

- 2 - MT6001-NL Angle Valves
- 2 - MT432X 3/8" x 20" Rigid Supply Tubes
- 2 - MT450X 1/2" x 4" Pipe Nipples
- 2 - MT442X Sure Grip Flanges

Standard Finishes

MT6910-NL/BRN	Brushed Nickel	\$ 396
MT6910-NL/CHBRZ	Champagne Bronze	\$ 882
MT6910-NL/CPB	Polished Chrome	\$ 310
MT6910-NL/MB	Matte Black	\$ 616
MT6910-NL/ORB	Oil Rubbed Bronze	\$ 450
MT6910-NL/PN	Polished Nickel	\$ 396
MT6910-NL/ULB	Unlaquered Brass	\$ 310
MT6910-NL/VB	Venetian Bronze	\$ 450

Group 1 Finishes

All Group 1 Finishes **\$ 616**

Group 2 Finishes

All Group 2 Finishes **\$ 882**

Oval Handle (valve MT6003-NL)

MT6930-NL

Complete Lavatory Supply Kits include everything you need to install your bathroom lavatory sink. Our deluxe brass oval handle angle valve blends with traditional or contemporary fixtures.

- 2 - MT6003-NL Angle Valves
- 2 - MT432X 3/8" x 20" Rigid Supply Tubes
- 2 - MT441X Sure Grip Flanges

Standard Finishes

MT6930-NL/BRN	Brushed Nickel	\$ 304
MT6930-NL/CHBRZ	Champagne Bronze	\$ 680
MT6930-NL/CPB	Polished Chrome	\$ 246
MT6930-NL/MB	Matte Black	\$ 490
MT6930-NL/ORB	Oil Rubbed Bronze	\$ 352
MT6930-NL/PN	Polished Nickel	\$ 304
MT6930-NL/ULB	Unlacquered Brass	\$ 246
MT6930-NL/VB	Venetian Bronze	\$ 352


Group 1 Finishes

All Group 1 Finishes **\$ 490**

Group 2 Finishes

All Group 2 Finishes **\$ 680**

1/2" Compression (5/8" O.D.) Inlet x 3/8" O.D. Compression Outlet






Brass Cross Handle with 1/4 Turn Ball Valve - Lead Free

(Angle - No Trap)

1/2" Female IPS Inlet x 3/8" O.D. Compression Outlet



Cross Handle (valve MT616-NL)

MT6254X-NL

Complete Lavatory Supply Kits include everything you need to install your bathroom lavatory sink. Our cross handle angle valve is designed for a traditional look.

- 2 - MT616-NL Angle Valves
- 2 - MT432X 3/8" x 20" Rigid Supply Tubes
- 2 - MT450X 1/2" x 4" Pipe Nipples
- 2 - MT442X Sure Grip Flanges

Standard Finishes

MT6254X-NL/BRN	Brushed Nickel	\$ 438
MT6254X-NL/CHBRZ	Champagne Bronze	\$ 758
MT6254X-NL/CPB	Polished Chrome	\$ 308
MT6254X-NL/MB	Matte Black	\$ 566
MT6254X-NL/ORB	Oil Rubbed Bronze	\$ 500
MT6254X-NL/PN	Polished Nickel	\$ 438
MT6254X-NL/ULB	Unlacquered Brass	\$ 308
MT6254X-NL/VB	Venetian Bronze	\$ 500

Group 1 Finishes

All Group 1 Finishes **\$ 566**

Group 2 Finishes

All Group 2 Finishes **\$ 758**

Cross Handle (valve MT621-NL)

MT493BX-NL

Complete Lavatory Supply Kits include everything you need to install your bathroom lavatory sink. Our cross handle angle valve is designed for a traditional look.

- 2 - MT621-NL Angle Valves
- 2 - MT432X 3/8" x 20" Rigid Supply Tubes
- 2 - MT441X Sure Grip Flanges

Standard Finishes

MT493BX-NL/BRN	Brushed Nickel	\$ 386
MT493BX-NL/CHBRZ	Champagne Bronze	\$ 612
MT493BX-NL/CPB	Polished Chrome	\$ 256
MT493BX-NL/MB	Matte Black	\$ 460
MT493BX-NL/ORB	Oil Rubbed Bronze	\$ 414
MT493BX-NL/PN	Polished Nickel	\$ 386
MT493BX-NL/ULB	Unlacquered Brass	\$ 256
MT493BX-NL/VB	Venetian Bronze	\$ 414


Group 1 Finishes

All Group 1 Finishes **\$ 460**

Group 2 Finishes

All Group 2 Finishes **\$ 612**

1/2" Compression (5/8" O.D.) Inlet x 3/8" O.D. Compression Outlet






Brass Cross Handle with 1/4 Turn Ceramic Disc Cartridge Valve - Lead Free

(Angle - No Trap)

1/2" Female IPS Inlet x 3/8" O.D. Compression Outlet



Cross Handle (valve MT4001X-NL)

MT4910X-NL

Complete Lavatory Supply Kits include everything you need to install your bathroom lavatory sink. Our cross handle angle valve is designed for a traditional look.

- 2 - MT4001X-NL Angle Valves
- 2 - MT432X 3/8" x 20" Rigid Supply Tubes
- 2 - MT450X 1/2" x 4" Pipe Nipples
- 2 - MT442X Sure Grip Flanges

Standard Finishes

MT4910X-NL/BRN	Brushed Nickel	\$ 524
MT4910X-NL/CHBRZ	Champagne Bronze	\$ 926
MT4910X-NL/CPB	Polished Chrome	\$ 358
MT4910X-NL/MB	Matte Black	\$ 650
MT4910X-NL/ORB	Oil Rubbed Bronze	\$ 558
MT4910X-NL/PN	Polished Nickel	\$ 524
MT4910X-NL/ULB	Unlacquered Brass	\$ 358
MT4910X-NL/VB	Venetian Bronze	\$ 558

Group 1 Finishes

All Group 1 Finishes **\$ 650**

Group 2 Finishes

All Group 2 Finishes **\$ 926**

Cross Handle (valve MT4003X-NL)

MT4930X-NL

Complete Lavatory Supply Kits include everything you need to install your bathroom lavatory sink. Our cross handle angle valve is designed for a traditional look.

- 2 - MT4003X-NL Angle Valves
- 2 - MT432X 3/8" x 20" Rigid Supply Tubes
- 2 - MT441X Sure Grip Flanges

Standard Finishes

MT4930X-NL/BRN	Brushed Nickel	\$ 432
MT4930X-NL/CHBRZ	Champagne Bronze	\$ 724
MT4930X-NL/CPB	Polished Chrome	\$ 294
MT4930X-NL/MB	Matte Black	\$ 524
MT4930X-NL/ORB	Oil Rubbed Bronze	\$ 460
MT4930X-NL/PN	Polished Nickel	\$ 432
MT4930X-NL/ULB	Unlacquered Brass	\$ 294
MT4930X-NL/VB	Venetian Bronze	\$ 460


Group 1 Finishes

All Group 1 Finishes **\$ 524**

Group 2 Finishes

All Group 2 Finishes **\$ 724**

1/2" Compression (5/8" O.D.) Inlet x 3/8" O.D. Compression Outlet






Brass Cross Handle with 1/4 Turn Ceramic Disc Cartridge Valve - Lead Free

(Angle - No Trap)

1/2" Compression (5/8" O.D.) Inlet x 3/8" O.D. Compression Outlet



Cross Handle (valve MT4004X-NL)

MT4931X-NL

Complete Lavatory Supply Kits include everything you need to install your bathroom lavatory sink. Our deluxe cross handle angle valve and flange is designed for a very traditional look.

- 2 - MT4004X-NL Angle Valves
- 2 - MT432X 3/8" x 20" Rigid Supply Tubes

Standard Finishes

MT4931X-NL/BRN	Brushed Nickel	\$ 552
MT4931X-NL/CHBRZ	Champagne Bronze	\$ 908
MT4931X-NL/CPB	Polished Chrome	\$ 390
MT4931X-NL/MB	Matte Black	\$ 676
MT4931X-NL/ORB	Oil Rubbed Bronze	\$ 614
MT4931X-NL/PN	Polished Nickel	\$ 552
MT4931X-NL/ULB	Unlacquered Brass	\$ 390
MT4931X-NL/VB	Venetian Bronze	\$ 614

Group 1 Finishes

All Group 1 Finishes **\$ 676**

Group 2 Finishes

All Group 2 Finishes **\$ 908**

Contemporary Lever Handle with 1/4 Turn Ceramic Disc Cartridge Valve - Lead Free

(Angle - No Trap)

Lever Handle (valve MT5001L-NL)

MT5910L-NL

Complete Lavatory Supply Kits include everything you need to install your bathroom lavatory sink. Our lever handle angle valve is designed for a contemporary look.

- 2 - MT5001L-NL Angle Valves
- 2 - MT432X 3/8" x 20" Rigid Supply Tubes
- 2 - MT450X 1/2" x 4" Pipe Nipples
- 2 - MT442X Sure Grip Flanges

Standard Finishes

MT5910L-NL/BRN	Brushed Nickel	\$ 474
MT5910L-NL/CHBRZ	Champagne Bronze	\$ 838
MT5910L-NL/CPB	Polished Chrome	\$ 316
MT5910L-NL/MB	Matte Black	\$ 646
MT5910L-NL/ORB	Oil Rubbed Bronze	\$ 532
MT5910L-NL/PN	Polished Nickel	\$ 474
MT5910L-NL/ULB	Unlacquered Brass	\$ 316
MT5910L-NL/VB	Venetian Bronze	\$ 532


Group 1 Finishes

All Group 1 Finishes **\$ 646**

Group 2 Finishes

All Group 2 Finishes **\$ 838**


1/2" Female IPS Inlet x 3/8" O.D. Compression Outlet





Contemporary Lever Handle with 1/4 Turn Ceramic Disc Cartridge Valve - Lead Free (Angle - No Trap)

1/2" Compression (5/8" O.D.) Inlet x 3/8" O.D. Compression Outlet



Lever Handle (valve MT5003L-NL)

MT5930L-NL

Complete Lavatory Supply Kits include everything you need to install your bathroom lavatory sink. Our lever handle angle valve is designed for a contemporary look.

- 2 - MT5003L-NL Angle Valves
- 2 - MT432X 3/8" x 20" Rigid Supply Tubes
- 2 - MT441X Sure Grip Flanges

Standard Finishes

MT5930L-NL/BRN	Brushed Nickel	\$ 382
MT5930L-NL/CHBRZ	Champagne Bronze	\$ 696
MT5930L-NL/CPB	Polished Chrome	\$ 252
MT5930L-NL/MB	Matte Black	\$ 512
MT5930L-NL/ORB	Oil Rubbed Bronze	\$ 434
MT5930L-NL/PN	Polished Nickel	\$ 382
MT5930L-NL/ULB	Unlacquered Brass	\$ 252
MT5930L-NL/VB	Venetian Bronze	\$ 434

Group 1 Finishes

All Group 1 Finishes \$ 512

Group 2 Finishes

All Group 2 Finishes \$ 696

Contemporary Round Handle with 1/4 Turn Ceramic Disc Cartridge Valve - Lead Free (Angle - No Trap)

Round Handle (valve MT6004-NL)

MT6931-NL

Complete Lavatory Supply Kits include everything you need to install your bathroom lavatory sink. Our round handle angle valve is designed for a contemporary look.

- 2 - MT6004-NL Angle Valves
- 2 - MT432X 3/8" x 20" Rigid Supply Tubes

Standard Finishes

MT6931-NL/BRN	Brushed Nickel	\$ 472
MT6931-NL/CHBRZ	Champagne Bronze	\$ 690
MT6931-NL/CPB	Polished Chrome	\$ 322
MT6931-NL/MB	Matte Black	\$ 602
MT6931-NL/ORB	Oil Rubbed Bronze	\$ 538
MT6931-NL/PN	Polished Nickel	\$ 472
MT6931-NL/ULB	Unlacquered Brass	\$ 322
MT6931-NL/VB	Venetian Bronze	\$ 538


Group 1 Finishes

All Group 1 Finishes \$ 602

Group 2 Finishes

All Group 2 Finishes \$ 690

1/2" Female IPS Inlet x 3/8" O.D. Compression Outlet






Brass Oval Handle with 1/4 Turn Ball Valve - Lead Free

(Straight - No Trap)

**1/2" Compression (5/8" O.D.) Inlet
x 3/8" O.D. Compression Outlet**



Oval Handle (valve MT410-NL)

MT4127-NL

Complete Lavatory Supply Kits include everything you need to install your bathroom lavatory sink. Our oval handle straight valve is designed for a traditional look.

- 2 - MT410-NL Straight Valves
- 2 - MT432X 3/8" x 20" Rigid Supply Tubes
- 2 - MT441X Sure Grip Flanges

Standard Finishes

MT4127-NL/BRN	Brushed Nickel	\$ 276
MT4127-NL/CHBRZ	Champagne Bronze	\$ 500
MT4127-NL/CPB	Polished Chrome	\$ 186
MT4127-NL/MB	Matte Black	\$ 354
MT4127-NL/ORB	Oil Rubbed Bronze	\$ 306
MT4127-NL/PN	Polished Nickel	\$ 276
MT4127-NL/ULB	Unlacquered Brass	\$ 186
MT4127-NL/VB	Venetian Bronze	\$ 306

Group 1 Finishes

All Group 1 Finishes **\$ 354**

Group 2 Finishes

All Group 2 Finishes **\$ 500**

Contemporary Lever Handle with 1/4 Turn Ceramic Disc Cartridge Valve - Lead Free

(Straight - No Trap)

Lever Handle (valve MT5120L-NL)

MT5121L-NL

Complete Lavatory Supply Kits include everything you need to install your bathroom lavatory sink. Our lever handle straight valve is designed for a contemporary look.

- 2 - MT5120L-NL Straight Valves
- 2 - MT432X 3/8" x 20" Rigid Supply Tubes
- 2 - MT441X Sure Grip Flanges

Standard Finishes

MT5121L-NL/BRN	Brushed Nickel	\$ 392
MT5121L-NL/CHBRZ	Champagne Bronze	\$ 710
MT5121L-NL/CPB	Polished Chrome	\$ 268
MT5121L-NL/MB	Matte Black	\$ 534
MT5121L-NL/ORB	Oil Rubbed Bronze	\$ 448
MT5121L-NL/PN	Polished Nickel	\$ 392
MT5121L-NL/ULB	Unlacquered Brass	\$ 268
MT5121L-NL/VB	Venetian Bronze	\$ 448


Group 1 Finishes

All Group 1 Finishes **\$ 534**

Group 2 Finishes

All Group 2 Finishes **\$ 710**

**1/2" Compression (5/8" O.D.) Inlet
x 3/8" O.D. Compression Outlet**






Brass Cross Handle with 1/4 Turn Ceramic Disc Cartridge Valve - Lead Free

(Sweat - Angle - No Trap)

1/2" Copper Sweat Inlet x 3/8" O.D. Compression Outlet



Cross Handle (valve MT416X-NL)

MT8122X-NL

Complete Lavatory Supply Kits include everything you need to install your bathroom lavatory sink. This angle sweat valve is traditionally styled with a cross handle.

- 2 - MT416X-NL Angle Sweat Valves
- 2 - MT432X 3/8" x 20" Rigid Supply Tubes

Standard Finishes

MT8122X-NL/BRN	Brushed Nickel	\$ 466
MT8122X-NL/CHBRZ	Champagne Bronze	\$ 742
MT8122X-NL/CPB	Polished Chrome	\$ 364
MT8122X-NL/MB	Matte Black	\$ 562
MT8122X-NL/ORB	Oil Rubbed Bronze	\$ 518
MT8122X-NL/PN	Polished Nickel	\$ 466
MT8122X-NL/ULB	Unlacquered Brass	\$ 364
MT8122X-NL/VB	Venetian Bronze	\$ 518

Group 1 Finishes

All Group 1 Finishes \$ 562

Group 2 Finishes

All Group 2 Finishes \$ 742

Cross Handle (valve MT4006X-NL)

MT8123X-NL

Complete Lavatory Supply Kits include everything you need to install your bathroom lavatory sink. This angle sweat valve is traditionally styled with a deluxe cross handle.

- 2 - MT4006X-NL Angle Sweat Valves
- 2 - MT432X 3/8" x 20" Rigid Supply Tubes

Standard Finishes

MT8123X-NL/BRN	Brushed Nickel	\$ 536
MT8123X-NL/CHBRZ	Champagne Bronze	\$ 830
MT8123X-NL/CPB	Polished Chrome	\$ 374
MT8123X-NL/MB	Matte Black	\$ 628
MT8123X-NL/ORB	Oil Rubbed Bronze	\$ 572
MT8123X-NL/PN	Polished Nickel	\$ 536
MT8123X-NL/ULB	Unlacquered Brass	\$ 374
MT8123X-NL/VB	Venetian Bronze	\$ 572


Group 1 Finishes

All Group 1 Finishes \$ 628

Group 2 Finishes

All Group 2 Finishes \$ 830

1/2" Copper Sweat Inlet x 3/8" O.D. Compression Outlet






Brass Cross Handle with 1/4 Turn Ball Valve - Lead Free

(Sweat - Angle - No Trap)

1/2" Copper Sweat Inlet x 3/8" O.D. Compression Outlet



Cross Handle (valve MT629-NL)

MT6123X-NL

Complete Lavatory Supply Kits include everything you need to install your bathroom lavatory sink. This angle sweat valve is traditionally styled with a mini cross handle.

- 2 - MT629-NL Angle Sweat Valves
- 2 - MT432X 3/8" x 20" Rigid Supply Tubes

Standard Finishes

MT6123X-NL/BRN	Brushed Nickel	\$ 358
MT6123X-NL/CHBRZ	Champagne Bronze	\$ 642
MT6123X-NL/CPB	Polished Chrome	\$ 296
MT6123X-NL/MB	Matte Black	\$ 484
MT6123X-NL/ORB	Oil Rubbed Bronze	\$ 410
MT6123X-NL/PN	Polished Nickel	\$ 358
MT6123X-NL/ULB	Unlacquered Brass	\$ 296
MT6123X-NL/VB	Venetian Bronze	\$ 410

Group 1 Finishes

All Group 1 Finishes \$ 484

Group 2 Finishes

All Group 2 Finishes \$ 642

Brass Oval Handle with 1/4 Turn Ceramic Disc Cartridge Valve - Lead Free

(Sweat - Angle - No Trap)

Oval Handle (valve MT6160-NL)

MT9122-NL

Complete Lavatory Supply Kits include everything you need to install your bathroom lavatory sink. This angle sweat valve blends with traditional or contemporary fixtures and features an oval handle.

- 2 - MT6160-NL Angle Sweat Valves
- 2 - MT432X 3/8" x 20" Rigid Supply Tubes

Standard Finishes

MT9122-NL/BRN	Brushed Nickel	\$ 464
MT9122-NL/CHBRZ	Champagne Bronze	\$ 774
MT9122-NL/CPB	Polished Chrome	\$ 334
MT9122-NL/MB	Matte Black	\$ 584
MT9122-NL/ORB	Oil Rubbed Bronze	\$ 538
MT9122-NL/PN	Polished Nickel	\$ 464
MT9122-NL/ULB	Unlacquered Brass	\$ 334
MT9122-NL/VB	Venetian Bronze	\$ 538


Group 1 Finishes

All Group 1 Finishes \$ 584

Group 2 Finishes

All Group 2 Finishes \$ 774

1/2" Copper Sweat Inlet x 3/8" O.D. Compression Outlet





Brass Oval Handle with 1/4 Turn Ceramic Disc Cartridge Valve - Lead Free

(Angle - Bottle Trap)

Oval Handle (valve MT6003-NL)

1/2" Compression (5/8" O.D.) Inlet x 3/8" O.D. Compression Outlet

MT9000-NL

Complete Lavatory Supply with Decorative Bottle Trap Kits include everything you need to install your bathroom lavatory sink. Our deluxe brass oval handle angle valve blends with traditional or contemporary fixtures.

- 2 - MT6003-NL Angle Valves
- 2 - MT432X 3/8" x 20" Rigid Supply Tubes
- 2 - MT441X Sure Grip Flanges
- 1 - MT1000 1-1/4" x 1-1/4" Lavatory Trap w/ Flange

Standard Finishes

MT9000-NL/BRN	Brushed Nickel	\$ 569
MT9000-NL/CHBRZ	Champagne Bronze	\$ 1237
MT9000-NL/CPB	Polished Chrome	\$ 470
MT9000-NL/MB	Matte Black	\$ 926
MT9000-NL/ORB	Oil Rubbed Bronze	\$ 741
MT9000-NL/PN	Polished Nickel	\$ 569
MT9000-NL/ULB	Unlacquered Brass	\$ 470
MT9000-NL/VB	Venetian Bronze	\$ 741

Group 1 Finishes

All Group 1 Finishes \$ 926

Group 2 Finishes

All Group 2 Finishes \$ 1237



Brass Oval Handle with 1/4 Turn Ball Valve - Lead Free

(Angle - Bottle Trap)

Oval Handle (valve MT403-NL)

MT8002-NL

Complete Lavatory Supply with Decorative Bottle Trap Kits include everything you need to install your bathroom lavatory sink. Our oval handle angle valve is designed for a traditional look.

1/2" Compression (5/8" O.D.) Inlet x 3/8" O.D. Compression Outlet

- 2 - MT403-NL Angle Valves
- 2 - MT432X 3/8" x 20" Rigid Supply Tubes
- 2 - MT441X Sure Grip Flanges
- 1 - MT1000 1-1/4" x 1-1/4" Lavatory Trap w/ Flange

Standard Finishes

MT8002-NL/BRN	Brushed Nickel	\$ 541
MT8002-NL/CHBRZ	Champagne Bronze	\$ 1031
MT8002-NL/CPB	Polished Chrome	\$ 410
MT8002-NL/MB	Matte Black	\$ 790
MT8002-NL/ORB	Oil Rubbed Bronze	\$ 695
MT8002-NL/PN	Polished Nickel	\$ 541
MT8002-NL/ULB	Unlacquered Brass	\$ 410
MT8002-NL/VB	Venetian Bronze	\$ 695

Group 1 Finishes

All Group 1 Finishes \$ 790

Group 2 Finishes

All Group 2 Finishes \$ 1031





Brass Cross Handle with 1/4 Turn Ceramic Disc Cartridge Valve - Lead Free

(Angle - Bottle Trap)

1/2" Compression (5/8" O.D.) Inlet x 3/8" O.D. Compression Outlet



Cross Handle (valve MT4003X-NL)

MT8000-NL

Complete Lavatory Supply with Decorative Bottle Trap Kits include everything you need to install your bathroom lavatory sink. Our cross handle angle valve is designed for a traditional look.

- 2 - MT4003X-NL Angle Valves
- 2 - MT432X 3/8" x 20" Rigid Supply Tubes
- 2 - MT441X Sure Grip Flanges
- 1 - MT1000 1-1/4" x 1-1/4" Lavatory Trap w/ Flange

Standard Finishes

MT8000-NL/BRN	Brushed Nickel	\$ 697
MT8000-NL/CHBRZ	Champagne Bronze	\$ 1281
MT8000-NL/CPB	Polished Chrome	\$ 518
MT8000-NL/MB	Matte Black	\$ 960
MT8000-NL/ORB	Oil Rubbed Bronze	\$ 849
MT8000-NL/PN	Polished Nickel	\$ 697
MT8000-NL/ULB	Unlacquered Brass	\$ 518
MT8000-NL/VB	Venetian Bronze	\$ 849

Group 1 Finishes

All Group 1 Finishes \$ 960

Group 2 Finishes

All Group 2 Finishes \$ 1281

Cross Handle (valve MT4004X-NL)

MT8001-NL

Complete Lavatory Supply with Decorative Bottle Trap Kits include everything you need to install your bathroom lavatory sink. Our deluxe cross handle angle valve and flange is designed for a very traditional look.

- 2 - MT4004X-NL Angle Valves
- 2 - MT432X 3/8" x 20" Rigid Supply Tubes
- 1 - MT1000 1-1/4" x 1-1/4" Lavatory Trap w/ Flange

Standard Finishes

MT8001-NL/BRN	Brushed Nickel	\$ 817
MT8001-NL/CHBRZ	Champagne Bronze	\$ 1465
MT8001-NL/CPB	Polished Chrome	\$ 614
MT8001-NL/MB	Matte Black	\$ 1112
MT8001-NL/ORB	Oil Rubbed Bronze	\$ 1003
MT8001-NL/PN	Polished Nickel	\$ 817
MT8001-NL/ULB	Unlacquered Brass	\$ 614
MT8001-NL/VB	Venetian Bronze	\$ 1003


Group 1 Finishes

All Group 1 Finishes \$ 1112

Group 2 Finishes

All Group 2 Finishes \$ 1465

1/2" Compression (5/8" O.D.) Inlet x 3/8" O.D. Compression Outlet





Brass Cross Handle with 1/4 Turn Ball Valve - Lead Free

(Angle - Bottle Trap)

1/2" Compression (5/8" O.D.) Inlet x 3/8" O.D. Compression Outlet



Mini Cross Handle (valve MT621-NL)

MT7002-NL

Complete Lavatory Supply with Decorative Bottle Trap Kits include everything you need to install your bathroom lavatory sink. Our mini cross handle angle valve and flange is designed for a very traditional look.

- 2 - MT621-NL Angle Valves
- 2 - MT432X 3/8" x 20" Rigid Supply Tubes
- 2 - MT441X Sure Grip Flanges
- 1 - MT1000 1-1/4" x 1-1/4" Lavatory Trap w/ Flange

Standard Finishes

MT7002-NL/BRN	Brushed Nickel	\$ 651
MT7002-NL/CHBRZ	Champagne Bronze	\$ 1169
MT7002-NL/CPB	Polished Chrome	\$ 480
MT7002-NL/MB	Matte Black	\$ 896
MT7002-NL/ORB	Oil Rubbed Bronze	\$ 803
MT7002-NL/PN	Polished Nickel	\$ 651
MT7002-NL/ULB	Unlacquered Brass	\$ 480
MT7002-NL/VB	Venetian Bronze	\$ 803

Group 1 Finishes

All Group 1 Finishes **\$ 896**

Group 2 Finishes

All Group 2 Finishes **\$ 1169**

Contemporary Lever Handle with 1/4 Turn Ceramic Disc Cartridge Valve - Lead Free

(Angle - Bottle Trap)

Lever Handle (valve MT5003L-NL)

MT7000-NL

Complete Lavatory Supply with Decorative Bottle Trap Kits include everything you need to install your bathroom lavatory sink. Our lever handle angle valve is designed for a contemporary look.

- 2 - MT5003L-NL Angle Valves
- 2 - MT432X 3/8" x 20" Rigid Supply Tubes
- 2 - MT441X Sure Grip Flanges
- 1 - MT1000 1-1/4" x 1-1/4" Lavatory Trap w/ Flange

Standard Finishes

MT7000-NL/BRN	Brushed Nickel	\$ 647
MT7000-NL/CHBRZ	Champagne Bronze	\$ 1253
MT7000-NL/CPB	Polished Chrome	\$ 476
MT7000-NL/MB	Matte Black	\$ 956
MT7000-NL/ORB	Oil Rubbed Bronze	\$ 823
MT7000-NL/PN	Polished Nickel	\$ 647
MT7000-NL/ULB	Unlacquered Brass	\$ 476
MT7000-NL/VB	Venetian Bronze	\$ 817


Group 1 Finishes

All Group 1 Finishes **\$ 956**

Group 2 Finishes

All Group 2 Finishes **\$ 1253**

1/2" Compression (5/8" O.D.) Inlet x 3/8" O.D. Compression Outlet






Contemporary Round Handle with 1/4 Turn Ceramic Disc Cartridge Valve - Lead Free

(Angle - Round Bottle Trap w/ Clean-Out Plug)

1/2" Compression (5/8" O.D.) Inlet x
3/8" O.D. Compression Outlet



Round Handle (valve MT6004-NL)

MT9002-NL

Complete Lavatory Supply Kits with Decorative Round Bottle Trap w/ Clean-Out Plug include everything you need to install your bathroom lavatory sink. Our round handle angle valve is designed for a contemporary look.

- 2 - MT6004-NL Angle Valves
- 2 - MT432X 3/8" x 20" Rigid Supply Tubes
- 1 - MT2000-2 1-1/4" x 1-1/4" Lavatory Trap w/ Flange

Standard Finishes

MT9002-NL/BRN	Brushed Nickel	\$ 832
MT9002-NL/CHBRZ	Champagne Bronze	\$ 1252
MT9002-NL/CPB	Polished Chrome	\$ 622
MT9002-NL/MB	Matte Black	\$ 1011
MT9002-NL/ORB	Oil Rubbed Bronze	\$ 969
MT9002-NL/PN	Polished Nickel	\$ 832
MT9002-NL/ULB	Unlacquered Brass	\$ 622
MT9002-NL/VB	Venetian Bronze	\$ 969

Group 1 Finishes

All Group 1 Finishes \$ 1011

Group 2 Finishes

All Group 2 Finishes \$ 1252

Contemporary Lever Handle with 1/4 Turn Ceramic Disc Cartridge Valve - Lead Free

(Angle - Round Bottle Trap w/ Clean-Out Plug)

Lever Handle (valve MT5003L-NL)

MT9004-NL

Complete Lavatory Supply Kits with Decorative Round Bottle Trap w/ Clean-Out Plug include everything you need to install your bathroom lavatory sink. Our lever handle angle valve is designed for a contemporary look.

- 2 - MT5003L-NL Angle Valves
- 2 - MT432X 3/8" x 20" Rigid Supply Tubes
- 2 - MT441X Sure Grip Flanges
- 1 - MT2000-2 1-1/4" x 1-1/4" Lavatory Trap w/ Flange

Standard Finishes

MT9004-NL/BRN	Brushed Nickel	\$ 710
MT9004-NL/CHBRZ	Champagne Bronze	\$ 1282
MT9004-NL/CPB	Polished Chrome	\$ 540
MT9004-NL/MB	Matte Black	\$ 939
MT9004-NL/ORB	Oil Rubbed Bronze	\$ 831
MT9004-NL/PN	Polished Nickel	\$ 710
MT9004-NL/ULB	Unlacquered Brass	\$ 540
MT9004-NL/VB	Venetian Bronze	\$ 831


Group 1 Finishes

All Group 1 Finishes \$ 939

Group 2 Finishes

All Group 2 Finishes \$ 1282


1/2" Compression (5/8" O.D.) Inlet x
3/8" O.D. Compression Outlet





Contemporary Square Handle with 1/4 Turn Ceramic Disc Cartridge Valve - Lead Free (Angle - Square Bottle Trap)

1/2" Compression (5/8" O.D.) Inlet x 3/8" O.D. Compression Outlet



Square Handle (valve MT5004-NL)

MT7001-NL

Complete Lavatory Supply Kits with Decorative Square Bottle Trap include everything you need to install your bathroom lavatory sink. Our square handle angle valve is designed for a contemporary look.

- 2 - MT5004-NL Angle Valves
- 2 - MT432X 3/8" x 20" Rigid Supply Tubes
- 1 - MT3000 1-1/4" x 1-1/4" Lavatory Trap w/ Flange

Standard Finishes

MT7001-NL/BRN	Brushed Nickel	\$ 813
MT7001-NL/CHBRZ	Champagne Bronze	\$ 1216
MT7001-NL/CPB	Polished Chrome	\$ 623
MT7001-NL/MB	Matte Black	\$ 1031
MT7001-NL/ORB	Oil Rubbed Bronze	\$ 917
MT7001-NL/PN	Polished Nickel	\$ 813
MT7001-NL/ULB	Unlacquered Brass	\$ 623
MT7001-NL/VB	Venetian Bronze	\$ 917

Group 1 Finishes

All Group 1 Finishes **\$ 1031**

Group 2 Finishes

All Group 2 Finishes **\$ 1216**

Brass Oval Handle with 1/4 Turn Ball Valve - Lead Free

(Straight - Bottle Trap)

Oval Handle (valve MT410-NL)

MT4420-NL

Complete Lavatory Supply with Decorative Bottle Trap Kits include everything you need to install your bathroom lavatory sink. Our oval handle straight valve is designed for a traditional look.

- 2 - MT410-NL Straight Valves
- 2 - MT432X 3/8" x 20" Rigid Supply Tubes
- 2 - MT441X Sure Grip Flanges
- 1 - MT1000 1-1/4" x 1-1/4" Lavatory Trap w/ Flange

Standard Finishes

MT4420-NL/BRN	Brushed Nickel	\$ 541
MT4420-NL/CHBRZ	Champagne Bronze	\$ 1031
MT4420-NL/CPB	Polished Chrome	\$ 410
MT4420-NL/MB	Matte Black	\$ 790
MT4420-NL/ORB	Oil Rubbed Bronze	\$ 695
MT4420-NL/PN	Polished Nickel	\$ 541
MT4420-NL/ULB	Unlacquered Brass	\$ 410
MT4420-NL/VB	Venetian Bronze	\$ 695


Group 1 Finishes

All Group 1 Finishes **\$ 790**

Group 2 Finishes

All Group 2 Finishes **\$ 1031**

1/2" Compression (5/8" O.D.) Inlet x 3/8" O.D. Compression Outlet





Brass Oval Handle with 1/4 Turn Ball Valve - Lead Free

(Sweat - Angle - Bottle Trap)

1/2" Copper Sweat Inlet x 3/8" O.D. Compression Outlet



Oval Handle (valve MT316-NL)

MT3320X-NL

Complete Lavatory Supply with Decorative Bottle Trap Kits include everything you need to install your bathroom lavatory sink. Our oval handle angle sweat valve is designed for a traditional look.

- 2 - MT316-NL Angle Valves
- 2 - MT432X 3/8" x 20" Rigid Supply Tubes
- 1 - MT1000 1-1/4" x 1-1/4" Lavatory Trap w/ Flange

Standard Finishes

MT3320X-NL/BRN	Brushed Nickel	\$ 569
MT3320X-NL/CHBRZ	Champagne Bronze	\$ 1015
MT3320X-NL/CPB	Polished Chrome	\$ 442
MT3320X-NL/MB	Matte Black	\$ 804
MT3320X-NL/ORB	Oil Rubbed Bronze	\$ 735
MT3320X-NL/PN	Polished Nickel	\$ 569
MT3320X-NL/ULB	Unlacquered Brass	\$ 442
MT3320X-NL/VB	Venetian Bronze	\$ 735

Group 1 Finishes

All Group 1 Finishes \$ 804

Group 2 Finishes

All Group 2 Finishes \$ 1015

Brass Oval Handle with 1/4 Turn Ball Valve - Lead Free

(Angle - P-Trap 1-1/4" x 1-1/4")

Oval Handle (valve MT403-NL)

MT7200-NL

Complete Lavatory Supply Kits with P-Trap include everything you need to install your bathroom lavatory sink. Our oval handle angle valve is designed for a traditional look.

- 2 - MT403-NL Angle Valves
- 2 - MT432X 3/8" x 20" Rigid Supply Tubes
- 2 - MT441X Sure Grip Flanges
- 1 - MT301X 1-1/4" x 1-1/4" P-Trap
- 1 - MT314X High Box Flange

Standard Finishes

MT7200-NL/BRN	Brushed Nickel	\$ 454
MT7200-NL/CHBRZ	Champagne Bronze	\$ 813
MT7200-NL/CPB	Polished Chrome	\$ 323
MT7200-NL/MB	Matte Black	\$ 591
MT7200-NL/ORB	Oil Rubbed Bronze	\$ 538
MT7200-NL/PN	Polished Nickel	\$ 454
MT7200-NL/ULB	Unlacquered Brass	\$ 323
MT7200-NL/VB	Venetian Bronze	\$ 538

Group 1 Finishes

All Group 1 Finishes \$ 591

Group 2 Finishes

All Group 2 Finishes \$ 813

1/2" Compression (5/8" O.D.) Inlet x 3/8" O.D. Compression Outlet





Brass Oval Handle with 1/4 Turn Ceramic Disc Cartridge Valve - Lead Free

(Angle - P-Trap 1-1/4" x 1-1/4")

1/2" Compression (5/8" O.D.) Inlet x 3/8" O.D. Compression Outlet



Oval Handle (valve MT6003-NL)

MT9100-NL

Complete Lavatory Supply Kits with P-Trap include everything you need to install your bathroom lavatory sink. Our deluxe brass oval handle angle valve blends with traditional or contemporary fixtures.

- 2 - MT6003-NL Angle Valves
- 2 - MT432X 3/8" x 20" Rigid Supply Tubes
- 2 - MT441X Sure Grip Flanges
- 1 - MT301X 1-1/4" x 1-1/4" P-Trap
- 1 - MT314X High Box Flange

Standard Finishes

MT9100-NL/BRN	Brushed Nickel	\$ 482
MT9100-NL/CHBRZ	Champagne Bronze	\$ 1019
MT9100-NL/CPB	Polished Chrome	\$ 383
MT9100-NL/MB	Matte Black	\$ 751
MT9100-NL/ORB	Oil Rubbed Bronze	\$ 584
MT9100-NL/PN	Polished Nickel	\$ 482
MT9100-NL/ULB	Unlacquered Brass	\$ 383
MT9100-NL/VB	Venetian Bronze	\$ 584

Group 1 Finishes

All Group 1 Finishes **\$ 751**

Group 2 Finishes

All Group 2 Finishes **\$ 1019**

Brass Cross Handle with 1/4 Turn Ball Valve - Lead Free (Angle - P-Trap 1-1/4" x 1-1/4")

Cross Handle (valve MT621-NL)

MT4431X-NL

Complete Lavatory Supply Kits with P-Trap include everything you need to install your bathroom lavatory sink. Our cross handle angle valve is designed for a traditional look.

- 2 - MT621-NL Angle Valves
- 2 - MT432X 3/8" x 20" Rigid Supply Tubes
- 2 - MT441X Sure Grip Flanges
- 1 - MT301X 1-1/4" x 1-1/4" P-Trap
- 1 - MT314X High Box Flange

Standard Finishes

MT4431X-NL/BRN	Brushed Nickel	\$ 564
MT4431X-NL/CHBRZ	Champagne Bronze	\$ 951
MT4431X-NL/CPB	Polished Chrome	\$ 393
MT4431X-NL/MB	Matte Black	\$ 668
MT4431X-NL/ORB	Oil Rubbed Bronze	\$ 646
MT4431X-NL/PN	Polished Nickel	\$ 564
MT4431X-NL/ULB	Unlacquered Brass	\$ 393
MT4431X-NL/VB	Venetian Bronze	\$ 646

Group 1 Finishes

All Group 1 Finishes **\$ 668**

Group 2 Finishes

All Group 2 Finishes **\$ 951**

1/2" Compression (5/8" O.D.) Inlet x 3/8" O.D. Compression Outlet





Brass Cross Handle with 1/4 Turn Ceramic Disc Cartridge Valve - Lead Free

(Angle - P-Trap 1-1/4" x 1-1/4")

**1/2" Compression (5/8" O.D.) Inlet x
3/8" O.D. Compression Outlet**



Cross Handle (valve MT4003X-NL)

MT8100-NL

Complete Lavatory Supply Kits with P-Trap include everything you need to install your bathroom lavatory sink. Our cross handle angle valve is designed for a traditional look.

- 2 - MT4003X-NL Angle Valves
- 2 - MT432X 3/8" x 20" Rigid Supply Tubes
- 2 - MT441X Sure Grip Flanges
- 1 - MT301X 1-1/4" x 1-1/4" P-Trap
- 1 - MT314X High Box Flange

Standard Finishes

MT8100-NL/BRN	Brushed Nickel	\$ 610
MT8100-NL/CHBRZ	Champagne Bronze	\$ 1063
MT8100-NL/CPB	Polished Chrome	\$ 431
MT8100-NL/MB	Matte Black	\$ 785
MT8100-NL/ORB	Oil Rubbed Bronze	\$ 692
MT8100-NL/PN	Polished Nickel	\$ 610
MT8100-NL/ULB	Unlacquered Brass	\$ 431
MT8100-NL/VB	Venetian Bronze	\$ 692

Group 1 Finishes

All Group 1 Finishes \$ 785

Group 2 Finishes

All Group 2 Finishes \$ 1063

Brass Cross Handle with 1/4 Turn Ceramic Disc Cartridge Valve - Lead Free

(Angle - P-Trap 1-1/4" x 1-1/4")

Cross Handle (valve MT4004X-NL)

MT8103-NL

Complete Lavatory Supply Kits with P-Trap include everything you need to install your bathroom lavatory sink. Our deluxe cross handle angle valve and flange is designed for a very traditional look.

- 2 - MT4004X-NL Angle Valves
- 2 - MT432X 3/8" x 20" Rigid Supply Tubes
- 1 - MT301X 1-1/4" x 1-1/4" P-Trap
- 1 - MT314X High Box Flange

Standard Finishes

MT8103-NL/BRN	Brushed Nickel	\$ 730
MT8103-NL/CHBRZ	Champagne Bronze	\$ 1247
MT8103-NL/CPB	Polished Chrome	\$ 527
MT8103-NL/MB	Matte Black	\$ 937
MT8103-NL/ORB	Oil Rubbed Bronze	\$ 846
MT8103-NL/PN	Polished Nickel	\$ 730
MT8103-NL/ULB	Unlacquered Brass	\$ 527
MT8103-NL/VB	Venetian Bronze	\$ 846

Group 1 Finishes

All Group 1 Finishes \$ 937

Group 2 Finishes

All Group 2 Finishes \$ 1247

**1/2" Compression (5/8" O.D.) Inlet x
3/8" O.D. Compression Outlet**





Contemporary Lever Handle with 1/4 Turn Ceramic Disc Cartridge Valve - Lead Free (Angle - P-Trap 1-1/4" x 1-1/4")

1/2" Compression (5/8" O.D.) Inlet x 3/8" O.D. Compression Outlet



Lever Handle (valve MT5003L-NL)

MT7100-NL

Complete Lavatory Supply Kits with P-Trap include everything you need to install your bathroom lavatory sink. Our lever handle angle valve is designed for a contemporary look.

- 2 - MT5003L-NL Angle Valves
- 2 - MT432X 3/8" x 20" Rigid Supply Tubes
- 2 - MT441X Sure Grip Flanges
- 1 - MT301X 1-1/4" x 1-1/4" P-Trap
- 1 - MT314X High Box Flange

Standard Finishes

MT7100-NL/BRN	Brushed Nickel	\$ 560
MT7100-NL/CHBRZ	Champagne Bronze	\$ 1035
MT7100-NL/CPB	Polished Chrome	\$ 389
MT7100-NL/MB	Matte Black	\$ 781
MT7100-NL/ORB	Oil Rubbed Bronze	\$ 666
MT7100-NL/PN	Polished Nickel	\$ 560
MT7100-NL/ULB	Unlacquered Brass	\$ 389
MT7100-NL/VB	Venetian Bronze	\$ 666

Group 1 Finishes

All Group 1 Finishes \$ 781

Group 2 Finishes

All Group 2 Finishes \$ 1035

Brass Oval Handle with 1/4 Turn Ball Valve - Lead Free (Straight - P-Trap 1-1/4" x 1-1/4")

Oval Handle (valve MT410-NL)

MT4430-NL

Complete Lavatory Supply Kits with P-Trap include everything you need to install your bathroom lavatory sink. Our oval handle straight valve is designed for a traditional look.

- 2 - MT410-NL Straight Valves
- 2 - MT432X 3/8" x 20" Rigid Supply Tubes
- 2 - MT441X Sure Grip Flanges
- 1 - MT301X 1-1/4" x 1-1/4" P-Trap
- 1 - MT314X High Box Flange

Standard Finishes

MT4430-NL/BRN	Brushed Nickel	\$ 454
MT4430-NL/CHBRZ	Champagne Bronze	\$ 813
MT4430-NL/CPB	Polished Chrome	\$ 323
MT4430-NL/MB	Matte Black	\$ 591
MT4430-NL/ORB	Oil Rubbed Bronze	\$ 538
MT4430-NL/PN	Polished Nickel	\$ 454
MT4430-NL/ULB	Unlacquered Brass	\$ 323
MT4430-NL/VB	Venetian Bronze	\$ 538

Group 1 Finishes

All Group 1 Finishes \$ 591

Group 2 Finishes

All Group 2 Finishes \$ 813

1/2" Compression (5/8" O.D.) Inlet x 3/8" O.D. Compression Outlet





Brass Oval Handle with 1/4 Turn Ball Valve - Lead Free

(Sweat - Angle - P-Trap 1-1/4" x 1-1/4")

1/2" Copper Sweat Inlet x 3/8" O.D. Compression Outlet



Oval Handle (valve MT316-NL)

MT4433-NL

Complete Lavatory Supply Kits with P-Trap include everything you need to install your bathroom lavatory sink. This angle sweat valve is traditionally styled with a brass oval handle.

- 2 - MT316-NL Angle Sweat Valves
- 2 - MT432X 3/8" x 20" Rigid Supply Tubes
- 1 - MT301X 1-1/4" x 1-1/4" P-Trap
- 1 - MT314X High Box Flange

Standard Finishes

MT4433-NL/BRN	Brushed Nickel	\$ 482
MT4433-NL/CHBRZ	Champagne Bronze	\$ 797
MT4433-NL/CPB	Polished Chrome	\$ 355
MT4433-NL/MB	Matte Black	\$ 603
MT4433-NL/ORB	Oil Rubbed Bronze	\$ 578
MT4433-NL/PN	Polished Nickel	\$ 482
MT4433-NL/ULB	Unlacquered Brass	\$ 355
MT4433-NL/VB	Venetian Bronze	\$ 578

Group 1 Finishes

All Group 1 Finishes \$ 603

Group 2 Finishes

All Group 2 Finishes \$ 797

Brass Oval Handle with 1/4 Turn Ball Valve - Lead Free

(Sweat - Straight - P-Trap 1-1/4" x 1-1/4")

Oval Handle (valve MT317-NL)

MT4434-NL

Complete Lavatory Supply Kits with P-Trap include everything you need to install your bathroom lavatory sink. This straight sweat valve is traditionally styled with a brass oval handle.

- 2 - MT317-NL Straight Sweat Valves
- 2 - MT432X 3/8" x 20" Rigid Supply Tubes
- 1 - MT301X 1-1/4" x 1-1/4" P-Trap
- 1 - MT314X High Box Flange

Standard Finishes

MT4434-NL/BRN	Brushed Nickel	\$ 492
MT4434-NL/CHBRZ	Champagne Bronze	\$ 811
MT4434-NL/CPB	Polished Chrome	\$ 367
MT4434-NL/MB	Matte Black	\$ 633
MT4434-NL/ORB	Oil Rubbed Bronze	\$ 594
MT4434-NL/PN	Polished Nickel	\$ 492
MT4434-NL/ULB	Unlacquered Brass	\$ 367
MT4434-NL/VB	Venetian Bronze	\$ 594

Group 1 Finishes

All Group 1 Finishes \$ 633

Group 2 Finishes

All Group 2 Finishes \$ 811

1/2" Copper Sweat Inlet x 3/8" O.D. Compression Outlet





Brass Oval Handle with 1/4 Turn Ball Valve - Lead Free (Angle - P-Trap 1-1/2" x 1-1/2")

Oval Handle (valve MT403-NL)

1/2" Compression (5/8" O.D.) Inlet x 3/8" O.D. Compression Outlet



MT7201-NL

Complete Lavatory Supply Kits with P-Trap include everything you need to install your bathroom lavatory sink. Our oval handle angle valve is designed for a traditional look.

- 2 - MT403-NL Angle Valves
- 2 - MT432X 3/8" x 20" Rigid Supply Tubes
- 2 - MT441X Sure Grip Flanges
- 1 - MT302X 1-1/2" x 1-1/2" P-Trap
- 1 - MT313X High Box Flange

Standard Finishes

MT7201-NL/BRN	Brushed Nickel	\$ 454
MT7201-NL/CHBRZ	Champagne Bronze	\$ 813
MT7201-NL/CPB	Polished Chrome	\$ 323
MT7201-NL/MB	Matte Black	\$ 615
MT7201-NL/ORB	Oil Rubbed Bronze	\$ 536
MT7201-NL/PN	Polished Nickel	\$ 454
MT7201-NL/ULB	Unlacquered Brass	\$ 323
MT7201-NL/VB	Venetian Bronze	\$ 536

Group 1 Finishes

All Group 1 Finishes \$ 615

Group 2 Finishes

All Group 2 Finishes \$ 813

Brass Oval Handle with 1/4 Turn Ceramic Disc Cartridge Valve - Lead Free (Angle - P-Trap 1-1/2" x 1-1/2")

(Angle - P-Trap 1-1/2" x 1-1/2")

Oval Handle (valve MT6003-NL)

MT9101-NL

Complete Lavatory Supply Kits with P-Trap include everything you need to install your bathroom lavatory sink. Our deluxe brass oval handle angle valve blends with traditional or contemporary fixtures.

- 2 - MT6003-NL Angle Valves
- 2 - MT432X 3/8" x 20" Rigid Supply Tubes
- 2 - MT441X Sure Grip Flanges
- 1 - MT302X 1-1/2" x 1-1/2" P-Trap
- 1 - MT313X High Box Flange

Standard Finishes

MT9101-NL/BRN	Brushed Nickel	\$ 482
MT9101-NL/CHBRZ	Champagne Bronze	\$ 1019
MT9101-NL/CPB	Polished Chrome	\$ 383
MT9101-NL/MB	Matte Black	\$ 751
MT9101-NL/ORB	Oil Rubbed Bronze	\$ 582
MT9101-NL/PN	Polished Nickel	\$ 482
MT9101-NL/ULB	Unlacquered Brass	\$ 383
MT9101-NL/VB	Venetian Bronze	\$ 582

Group 1 Finishes

All Group 1 Finishes \$ 751

Group 2 Finishes

All Group 2 Finishes \$ 1019

1/2" Compression (5/8" O.D.) Inlet x 3/8" O.D. Compression Outlet





Brass Cross Handle with 1/4 Turn Ball Valve - Lead Free (Angle - P-Trap 1-1/2" x 1-1/2")

Cross Handle (valve MT621-NL)

1/2" Compression (5/8" O.D.) Inlet x
3/8" O.D. Compression Outlet



MT4432X-NL

Complete Lavatory Supply Kits with P-Trap include everything you need to install your bathroom lavatory sink. Our cross handle angle valve is designed for a traditional look.

- 2 - MT621-NL Angle Valves
- 2 - MT432X 3/8" x 20" Rigid Supply Tubes
- 2 - MT441X Sure Grip Flanges
- 1 - MT302X 1-1/2" x 1-1/2" P-Trap
- 1 - MT313X High Box Flange

Standard Finishes

MT4432X-NL/BRN	Brushed Nickel	\$ 564
MT4432X-NL/CHBRZ	Champagne Bronze	\$ 951
MT4432X-NL/CPB	Polished Chrome	\$ 393
MT4432X-NL/MB	Matte Black	\$ 721
MT4432X-NL/ORB	Oil Rubbed Bronze	\$ 644
MT4432X-NL/PN	Polished Nickel	\$ 564
MT4432X-NL/ULB	Unlacquered Brass	\$ 393
MT4432X-NL/VB	Venetian Bronze	\$ 644

Group 1 Finishes

All Group 1 Finishes \$ 721

Group 2 Finishes

All Group 2 Finishes \$ 951

Brass Cross Handle with 1/4 Turn Ceramic Disc Cartridge Valve - Lead Free

(Angle - P-Trap 1-1/2" x 1-1/2")

Cross Handle (valve MT4003X-NL)

MT8101-NL

Complete Lavatory Supply Kits with P-Trap include everything you need to install your bathroom lavatory sink. Our cross handle angle valve is designed for a traditional look.

- 2 - MT4003X-NL Angle Valves
- 2 - MT432X 3/8" x 20" Rigid Supply Tubes
- 2 - MT441X Sure Grip Flanges
- 1 - MT302X 1-1/2" x 1-1/2" P-Trap
- 1 - MT313X High Box Flange

Standard Finishes

MT8101-NL/BRN	Brushed Nickel	\$ 610
MT8101-NL/CHBRZ	Champagne Bronze	\$ 1063
MT8101-NL/CPB	Polished Chrome	\$ 431
MT8101-NL/MB	Matte Black	\$ 785
MT8101-NL/ORB	Oil Rubbed Bronze	\$ 690
MT8101-NL/PN	Polished Nickel	\$ 610
MT8101-NL/ULB	Unlacquered Brass	\$ 431
MT8101-NL/VB	Venetian Bronze	\$ 690

Group 1 Finishes

All Group 1 Finishes \$ 785

Group 2 Finishes

All Group 2 Finishes \$ 1063

1/2" Compression (5/8" O.D.) Inlet x
3/8" O.D. Compression Outlet





Brass Cross Handle with 1/4 Turn Ceramic Disc Cartridge Valve - Lead Free

(Angle - P-Trap 1-1/2" x 1-1/2")

1/2" Compression (5/8" O.D.) Inlet x 3/8" O.D. Compression Outlet



Cross Handle (valve MT4004X-NL)

MT8104-NL

Complete Lavatory Supply Kits with P-Trap include everything you need to install your bathroom lavatory sink. Our deluxe cross handle angle valve and flange is designed for a very traditional look.

- 2 - MT4004X-NL Angle Valves
- 2 - MT432X 3/8" x 20" Rigid Supply Tubes
- 1 - MT302X 1-1/2" x 1-1/2" P-Trap
- 1 - MT313X High Box Flange

Standard Finishes

MT8104-NL/BRN	Brushed Nickel	\$ 730
MT8104-NL/CHBRZ	Champagne Bronze	\$ 1247
MT8104-NL/CPB	Polished Chrome	\$ 527
MT8104-NL/MB	Matte Black	\$ 937
MT8104-NL/ORB	Oil Rubbed Bronze	\$ 844
MT8104-NL/PN	Polished Nickel	\$ 730
MT8104-NL/ULB	Unlaquered Brass	\$ 527
MT8104-NL/VB	Venetian Bronze	\$ 844

Group 1 Finishes

All Group 1 Finishes **\$ 937**

Group 2 Finishes

All Group 2 Finishes **\$ 1247**

Contemporary Lever Handle with 1/4 Turn Ceramic Disc Cartridge Valve - Lead Free

(Angle - P-Trap 1-1/2" x 1-1/2")

Lever Handle (valve MT5003L-NL)

MT7101-NL

Complete Lavatory Supply Kits with P-Trap include everything you need to install your bathroom lavatory sink. Our lever handle angle valve is designed for a contemporary look.

- 2 - MT5003L-NL Angle Valves
- 2 - MT432X 3/8" x 20" Rigid Supply Tubes
- 2 - MT441X Sure Grip Flanges
- 1 - MT302X 1-1/2" x 1-1/2" P-Trap
- 1 - MT313X High Box Flange

Standard Finishes

MT7101-NL/BRN	Brushed Nickel	\$ 560
MT7101-NL/CHBRZ	Champagne Bronze	\$ 1035
MT7101-NL/CPB	Polished Chrome	\$ 389
MT7101-NL/MB	Matte Black	\$ 781
MT7101-NL/ORB	Oil Rubbed Bronze	\$ 664
MT7101-NL/PN	Polished Nickel	\$ 560
MT7101-NL/ULB	Unlacquered Brass	\$ 389
MT7101-NL/VB	Venetian Bronze	\$ 664

Group 1 Finishes

All Group 1 Finishes **\$ 781**

Group 2 Finishes

All Group 2 Finishes **\$ 1035**

1/2" Compression (5/8" O.D.) Inlet x 3/8" O.D. Compression Outlet





Brass Oval Handle with 1/4 Turn Ball Valve - Lead Free

(Straight - P-Trap 1-1/2" x 1-1/2")

1/2" Compression (5/8" O.D.) Inlet x 3/8" O.D. Compression Outlet



Oval Handle (valve MT410-NL)

MT4421-NL

Complete Lavatory Supply Kits with P-Trap include everything you need to install your bathroom lavatory sink. Our oval handle straight valve is designed for a traditional look.

- 2 - MT410-NL Straight Valves
- 2 - MT432X 3/8" x 20" Rigid Supply Tubes
- 2 - MT441X Sure Grip Flanges
- 1 - MT302X 1-1/2" x 1-1/2" P-Trap
- 1 - MT313X High Box Flange

Standard Finishes

MT4421-NL/BRN	Brushed Nickel	\$ 454
MT4421-NL/CHBRZ	Champagne Bronze	\$ 1031
MT4421-NL/CPB	Polished Chrome	\$ 323
MT4421-NL/MB	Matte Black	\$ 615
MT4421-NL/ORB	Oil Rubbed Bronze	\$ 536
MT4421-NL/PN	Polished Nickel	\$ 454
MT4421-NL/ULB	Unlacquered Brass	\$ 323
MT4421-NL/VB	Venetian Bronze	\$ 536

Group 1 Finishes

All Group 1 Finishes \$ 615

Group 2 Finishes

All Group 2 Finishes \$ 1031

Brass Oval Handle with 1/4 Turn Ball Valve - Lead Free

(Sweat - Angle - P-Trap 1-1/2" x 1-1/2")

Oval Handle (valve MT316-NL)

MT4422-NL

Complete Lavatory Supply Kits with P-Trap include everything you need to install your bathroom lavatory sink. This angle sweat valve is traditionally styled with a brass oval handle.

- 2 - MT316-NL Angle Sweat Valves
- 2 - MT432X 3/8" x 20" Rigid Supply Tubes
- 1 - MT302X 1-1/2" x 1-1/2" P-Trap
- 1 - MT313X High Box Flange

Standard Finishes

MT4422-NL/BRN	Brushed Nickel	\$ 482
MT4422-NL/CHBRZ	Champagne Bronze	\$ 797
MT4422-NL/CPB	Polished Chrome	\$ 355
MT4422-NL/MB	Matte Black	\$ 629
MT4422-NL/ORB	Oil Rubbed Bronze	\$ 576
MT4422-NL/PN	Polished Nickel	\$ 482
MT4422-NL/ULB	Unlacquered Brass	\$ 355
MT4422-NL/VB	Venetian Bronze	\$ 576

Group 1 Finishes

All Group 1 Finishes \$ 629

Group 2 Finishes

All Group 2 Finishes \$ 797

1/2" Compression (5/8" O.D.) Inlet x 3/8" O.D. Compression Outlet





Brass Oval Handle with 1/4 Turn Ball Valve - Lead Free

(Sweat - Straight - P-Trap 1-1/2" x 1-1/2")

1/2" Copper Sweat Inlet x 3/8" O.D. Compression Outlet



Oval Handle (valve MT317-NL)

MT4423-NL

Complete Lavatory Supply Kits with P-Trap include everything you need to install your bathroom lavatory sink. This straight sweat valve is traditionally styled with a brass oval handle.

- 2 - MT317-NL Straight Sweat Valves
- 2 - MT432X 3/8" x 20" Rigid Supply Tubes
- 1 - MT302X 1-1/2" x 1-1/2" P-Trap
- 1 - MT313X High Box Flange

Standard Finishes

MT4423-NL/BRN	Brushed Nickel	\$ 492
MT4423-NL/CHBRZ	Champagne Bronze	\$ 811
MT4423-NL/CPB	Polished Chrome	\$ 367
MT4423-NL/MB	Matte Black	\$ 633
MT4423-NL/ORB	Oil Rubbed Bronze	\$ 592
MT4423-NL/PN	Polished Nickel	\$ 492
MT4423-NL/ULB	Unlacquered Brass	\$ 367
MT4423-NL/VB	Venetian Bronze	\$ 592

Group 1 Finishes

All Group 1 Finishes **\$ 633**

Group 2 Finishes

All Group 2 Finishes **\$ 811**

For Supply Kit Component Valves See Pages 139 - 150

For Supply Kit Component Parts See Pages 153 - 156

For Bottle & P-Traps See Pages 229 - 234


Notes:



Brass Oval Handle with 1/4 Turn Ball Valve - Lead Free

(Angle - New England/Massachusetts P-Trap)

1/2" Compression (5/8" O.D.) Inlet x 3/8" O.D. Compression Outlet



Oval Handle (valve MT403-NL)

MT403MASS-NL

Complete Lavatory Supply Kits with New England/Massachusetts P-Trap include everything you need to install your bathroom lavatory sink. Our oval handle angle valve is designed for a traditional look.

- 2 - MT403-NL Angle Valves
- 2 - MT432X 3/8" x 20" Rigid Supply Tubes
- 2 - MT441X Sure Grip Flanges
- 1 - MT304X 1-1/4" x 1-1/2" x 11" P-Trap

Standard Finishes

MT403MASS-NL/BRN	Brushed Nickel	\$ 493
MT403MASS-NL/CHBRZ	Champagne Bronze	\$ 1008
MT403MASS-NL/CPB	Polished Chrome	\$ 357
MT403MASS-NL/MB	Matte Black	\$ 651
MT403MASS-NL/ORB	Oil Rubbed Bronze	\$ 560
MT403MASS-NL/PN	Polished Nickel	\$ 493
MT403MASS-NL/ULB	Unlacquered Brass	\$ 357
MT403MASS-NL/VB	Venetian Bronze	\$ 560

Group 1 Finishes

All Group 1 Finishes \$ 651

Group 2 Finishes

All Group 2 Finishes \$ 1008

Brass Oval Handle with 1/4 Turn Ceramic Disc Cartridge Valve - Lead Free

(Angle - New England/Massachusetts P-Trap)

Oval Handle (valve MT6003-NL)

MT3043-NL

Complete Lavatory Supply Kits with New England/Massachusetts P-Trap include everything you need to install your bathroom lavatory sink. Our deluxe brass oval handle angle valve blends with traditional or contemporary fixtures.

- 2 - MT6003-NL Angle Valves
- 2 - MT432X 3/8" x 20" Rigid Supply Tubes
- 2 - MT441X Sure Grip Flanges
- 1 - MT304X 1-1/4" x 1-1/2" x 11" P-Trap

Standard Finishes

MT3043-NL/BRN	Brushed Nickel	\$ 521
MT3043-NL/CHBRZ	Champagne Bronze	\$ 1058
MT3043-NL/CPB	Polished Chrome	\$ 417
MT3043-NL/MB	Matte Black	\$ 787
MT3043-NL/ORB	Oil Rubbed Bronze	\$ 606
MT3043-NL/PN	Polished Nickel	\$ 521
MT3043-NL/ULB	Unlaquered Brass	\$ 417
MT3043-NL/VB	Venetian Bronze	\$ 606


Group 1 Finishes

All Group 1 Finishes \$ 787

Group 2 Finishes

All Group 2 Finishes \$ 1058

1/2" Compression (5/8" O.D.) Inlet x 3/8" O.D. Compression Outlet






Brass Cross Handle with 1/4 Turn Ball Valve - Lead Free

(Angle - New England/Massachusetts P-Trap)

1/2" Compression (5/8" O.D.) Inlet x 3/8" O.D. Compression Outlet



Lavatory Supply Kit - New England Trap Mini Cross Handle (valve MT621-NL)

MT621MASS-NL

Complete Lavatory Supply Kits with New England/Massachusetts P-Trap include everything you need to install your bathroom lavatory sink. Our cross handle angle valve is designed for a traditional look.

- 2 - MT621-NL Angle Valves
- 2 - MT432X 3/8" x 20" Rigid Supply Tubes
- 2 - MT441X Sure Grip Flanges
- 1 - MT304X 1-1/4" x 1-1/2" x 11" P-Trap

Standard Finishes

MT621MASS-NL/BRN	Brushed Nickel	\$ 603
MT621MASS-NL/CHBRZ	Champagne Bronze	\$ 990
MT621MASS-NL/CPB	Polished Chrome	\$ 427
MT621MASS-NL/MB	Matte Black	\$ 757
MT621MASS-NL/ORB	Oil Rubbed Bronze	\$ 668
MT621MASS-NL/PN	Polished Nickel	\$ 603
MT621MASS-NL/ULB	Unlacquered Brass	\$ 427
MT621MASS-NL/VB	Venetian Bronze	\$ 668

Group 1 Finishes

All Group 1 Finishes \$ 757

Group 2 Finishes

All Group 2 Finishes \$ 990

Brass Cross Handle with 1/4 Turn Ceramic Disc Cartridge Valve - No Lead

(Angle - New England/Massachusetts P-Trap)

Cross Handle (valve MT4003X-NL)

MT3042-NL

Complete Lavatory Supply Kits with New England/Massachusetts P-Trap include everything you need to install your bathroom lavatory sink. Our cross handle angle valve is designed for a traditional look.

- 2 - MT4003X-NL Angle Valves
- 2 - MT432X 3/8" x 20" Rigid Supply Tubes
- 2 - MT441X Sure Grip Flanges
- 1 - MT304X 1-1/4" x 1-1/2" x 11" P-Trap

Standard Finishes

MT3042-NL/BRN	Brushed Nickel	\$ 649
MT3042-NL/CHBRZ	Champagne Bronze	\$ 1102
MT3042-NL/CPB	Polished Chrome	\$ 465
MT3042-NL/MB	Matte Black	\$ 821
MT3042-NL/ORB	Oil Rubbed Bronze	\$ 714
MT3042-NL/PN	Polished Nickel	\$ 649
MT3042-NL/ULB	Unlacquered Brass	\$ 465
MT3042-NL/VB	Venetian Bronze	\$ 714


Group 1 Finishes

All Group 1 Finishes \$ 821

Group 2 Finishes

All Group 2 Finishes \$ 1102

1/2" Compression (5/8" O.D.) Inlet x 3/8" O.D. Compression Outlet






Brass Cross Handle with 1/4 Turn Ceramic Disc Cartridge Valve - Lead Free

(Angle - New England/Massachusetts P-Trap)

**1/2" Compression (5/8" O.D.) Inlet x
3/8" O.D. Compression Outlet**



Cross Handle (valve MT4004X-NL)

MT3044-NL

Complete Lavatory Supply Kits with New England/Massachusetts P-Trap include everything you need to install your bathroom lavatory sink. Our deluxe cross handle angle valve and flange is designed for a very traditional look.

- 2 - MT4004X-NL Angle Valves
- 2 - MT432X 3/8" x 20" Rigid Supply Tubes
- 1 - MT304X 1-1/4" x 1-1/2" x 11" P-Trap

Standard Finishes

MT3044-NL/BRN	Brushed Nickel	\$ 769
MT3044-NL/CHBRZ	Champagne Bronze	\$ 1286
MT3044-NL/CPB	Polished Chrome	\$ 561
MT3044-NL/MB	Matte Black	\$ 973
MT3044-NL/ORB	Oil Rubbed Bronze	\$ 868
MT3044-NL/PN	Polished Nickel	\$ 769
MT3044-NL/ULB	Unlaquered Brass	\$ 561
MT3044-NL/VB	Venetian Bronze	\$ 868

Group 1 Finishes

All Group 1 Finishes \$ 973

Group 2 Finishes

All Group 2 Finishes \$ 1286

Contemporary Lever Handle with 1/4 Turn Ceramic Disc Cartridge Valve - Lead Free

(Angle - New England/Massachusetts P-Trap)

Lever Handle (valve MT5003L-NL)

MT3041-NL

Complete Lavatory Supply Kits with New England/Massachusetts P-Trap include everything you need to install your bathroom lavatory sink. Our lever handle angle valve is designed for a contemporary look.

- 2 - MT5003L-NL Angle Valves
- 2 - MT432X 3/8" x 20" Rigid Supply Tubes
- 2 - MT441X Sure Grip Flanges
- 1 - MT304X 1-1/4" x 1-1/2" x 11" P-Trap

Standard Finishes

MT3041-NL/BRN	Brushed Nickel	\$ 599
MT3041-NL/CHBRZ	Champagne Bronze	\$ 1074
MT3041-NL/CPB	Polished Chrome	\$ 423
MT3041-NL/MB	Matte Black	\$ 817
MT3041-NL/ORB	Oil Rubbed Bronze	\$ 688
MT3041-NL/PN	Polished Nickel	\$ 599
MT3041-NL/ULB	Unlaquered Brass	\$ 423
MT3041-NL/VB	Venetian Bronze	\$ 688


Group 1 Finishes

All Group 1 Finishes \$ 817

Group 2 Finishes

All Group 2 Finishes \$ 1074

**1/2" Compression (5/8" O.D.) Inlet x
3/8" O.D. Compression Outlet**





Brass Oval Handle with 1/4 Turn Ball Valve - Lead Free

(Angle - New England/Massachusetts P-Trap)

Oval Handle (valve MT401-NL)

MT401MASS-NL

Complete Lavatory Supply Kits with New England/Massachusetts P-Trap include everything you need to install your bathroom lavatory sink. Our oval handle angle valve is designed for a traditional look.

- 2 - MT401-NL Angle Valves
- 2 - MT432X 3/8" x 20" Rigid Supply Tubes
- 2 - MT450X 1/2" x 4" Pipe Nipples
- 2 - MT442X Sure Grip Flanges
- 1 - MT304X 1-1/4" x 1-1/2" x 11" P-Trap

Standard Finishes

MT401MASS-NL/BRN	Brushed Nickel	\$ 569
MT401MASS-NL/CHBRZ	Champagne Bronze	\$ 1012
MT401MASS-NL/CPB	Polished Chrome	\$ 411
MT401MASS-NL/MB	Matte Black	\$ 765
MT401MASS-NL/ORB	Oil Rubbed Bronze	\$ 648
MT401MASS-NL/PN	Polished Nickel	\$ 569
MT401MASS-NL/ULB	Unlacquered Brass	\$ 411
MT401MASS-NL/VB	Venetian Bronze	\$ 648


Group 1 Finishes

All Group 1 Finishes \$ 765

Group 2 Finishes

All Group 2 Finishes \$ 1012

1/2" Female IPS Inlet x 3/8" O.D. Compression Outlet



Brass Oval Handle with 1/4 Turn Ceramic Disc Cartridge Valve - Lead Free

(Angle - New England/Massachusetts P-Trap)

Oval Handle (valve MT6001-NL)

MT3047-NL

Complete Lavatory Supply Kits with New England/Massachusetts P-Trap include everything you need to install your bathroom lavatory sink. Our deluxe brass oval handle angle valve blends with traditional or contemporary fixtures.

- 2 - MT6001-NL Angle Valves
- 2 - MT432X 3/8" x 20" Rigid Supply Tubes
- 2 - MT450X 1/2" x 4" Pipe Nipples
- 2 - MT442X Sure Grip Flanges
- 1 - MT304X 1-1/4" x 1-1/2" x 11" P-Trap

1/2" Female IPS Inlet x 3/8" O.D. Compression Outlet



Standard Finishes

MT3047-NL/BRN	Brushed Nickel	\$ 613
MT3047-NL/CHBRZ	Champagne Bronze	\$ 1260
MT3047-NL/CPB	Polished Chrome	\$ 481
MT3047-NL/MB	Matte Black	\$ 913
MT3047-NL/ORB	Oil Rubbed Bronze	\$ 704
MT3047-NL/PN	Polished Nickel	\$ 613
MT3047-NL/ULB	Unlacquered Brass	\$ 481
MT3047-NL/VB	Venetian Bronze	\$ 704

Group 1 Finishes

All Group 1 Finishes \$ 913

Group 2 Finishes


All Group 2 Finishes \$ 1260



Brass Cross Handle with 1/4 Turn Ball Valve - Lead Free

(Angle - New England/Massachusetts P-Trap)

1/2" Female IPS Inlet x 3/8" O.D. Compression Outlet



Cross Handle (valve MT616-NL)

MT616MASS-NL

Complete Lavatory Supply Kits with New England/Massachusetts P-Trap include everything you need to install your bathroom lavatory sink. Our cross handle angle valve is designed for a traditional look.

- 2 - MT616-NL Angle Valves
- 2 - MT432X 3/8" x 20" Rigid Supply Tubes
- 2 - MT450X 1/2" x 4" Pipe Nipples
- 2 - MT442X Sure Grip Flanges
- 1 - MT304X 1-1/4" x 1-1/2" x 11" P-Trap

Standard Finishes

MT616MASS-NL/BRN	Brushed Nickel	\$ 655
MT616MASS-NL/CHBRZ	Champagne Bronze	\$ 1136
MT616MASS-NL/CPB	Polished Chrome	\$ 479
MT616MASS-NL/MB	Matte Black	\$ 863
MT616MASS-NL/ORB	Oil Rubbed Bronze	\$ 754
MT616MASS-NL/PN	Polished Nickel	\$ 655
MT616MASS-NL/ULB	Unlacquered Brass	\$ 479
MT616MASS-NL/VB	Venetian Bronze	\$ 754

Group 1 Finishes

All Group 1 Finishes \$ 863

Group 2 Finishes

All Group 2 Finishes \$ 1136

Brass Cross Handle with 1/4 Turn Ceramic Disc Cartridge Valve - Lead Free

(Angle - New England/Massachusetts P-Trap)

Cross Handle (valve MT4001X-NL)

MT3046-NL

Complete Lavatory Supply Kits with New England/Massachusetts P-Trap include everything you need to install your bathroom lavatory sink. Our cross handle angle valve is designed for a traditional look.

- 2 - MT4001X-NL Angle Valves
- 2 - MT432X 3/8" x 20" Rigid Supply Tubes
- 2 - MT450X 1/2" x 4" Pipe Nipples
- 2 - MT442X Sure Grip Flanges
- 1 - MT304X 1-1/4" x 1-1/2" x 11" P-Trap

Standard Finishes

MT3046-NL/BRN	Brushed Nickel	\$ 741
MT3046-NL/CHBRZ	Champagne Bronze	\$ 1304
MT3046-NL/CPB	Polished Chrome	\$ 529
MT3046-NL/MB	Matte Black	\$ 947
MT3046-NL/ORB	Oil Rubbed Bronze	\$ 812
MT3046-NL/PN	Polished Nickel	\$ 741
MT3046-NL/ULB	Unlacquered Brass	\$ 529
MT3046-NL/VB	Venetian Bronze	\$ 812


Group 1 Finishes

All Group 1 Finishes \$ 947

Group 2 Finishes

All Group 2 Finishes \$ 1304

1/2" Female IPS Inlet x 3/8" O.D. Compression Outlet





Brass Cross Handle with 1/4 Turn Ball Valve - Lead Free

(Straight - New England/Massachusetts P-Trap)

**1/2" Compression (5/8" O.D.) Inlet
x 3/8" O.D. Compression Outlet**



Cross Handle (valve MT622-NL)

MT622MASS-NL

Complete Lavatory Supply Kits with New England/Massachusetts P-Trap include everything you need to install your bathroom lavatory sink. Our cross handle straight valve is designed for a traditional look.

- 2 - MT622-NL Straight Valves
- 2 - MT432X 3/8" x 20" Rigid Supply Tubes
- 2 - MT441X Sure Grip Flanges
- 1 - MT304X 1-1/4" x 1-1/2" x 11" P-Trap

Standard Finishes

MT622MASS-NL/BRN	Brushed Nickel	\$ 613
MT622MASS-NL/CHBRZ	Champagne Bronze	\$ 1008
MT622MASS-NL/CPB	Polished Chrome	\$ 443
MT622MASS-NL/MB	Matte Black	\$ 872
MT622MASS-NL/ORB	Oil Rubbed Bronze	\$ 760
MT622MASS-NL/PN	Polished Nickel	\$ 613
MT622MASS-NL/ULB	Unlacquered Brass	\$ 443
MT622MASS-NL/VB	Venetian Bronze	\$ 760

Group 1 Finishes

All Group 1 Finishes \$ 872

Group 2 Finishes

All Group 2 Finishes \$ 1008

Brass Oval Handle with 1/4 Turn Ball Valve - Lead Free

(Straight - New England/Massachusetts P-Trap)

Oval Handle (valve MT410-NL)

MT410MASS-NL

Complete Lavatory Supply Kits with New England/Massachusetts P-Trap include everything you need to install your bathroom lavatory sink. Our oval handle straight valve is designed for a traditional look.

- 2 - MT410-NL Straight Valves
- 2 - MT432X 3/8" x 20" Rigid Supply Tubes
- 2 - MT441X Sure Grip Flanges
- 1 - MT304X 1-1/4" x 1-1/2" x 11" P-Trap

Standard Finishes

MT410MASS-NL/BRN	Brushed Nickel	\$ 493
MT410MASS-NL/CHBRZ	Champagne Bronze	\$ 852
MT410MASS-NL/CPB	Polished Chrome	\$ 357
MT410MASS-NL/MB	Matte Black	\$ 651
MT410MASS-NL/ORB	Oil Rubbed Bronze	\$ 560
MT410MASS-NL/PN	Polished Nickel	\$ 493
MT410MASS-NL/ULB	Unlacquered Brass	\$ 357
MT410MASS-NL/VB	Venetian Bronze	\$ 560

Group 1 Finishes

All Group 1 Finishes \$ 651

Group 2 Finishes

All Group 2 Finishes \$ 852

**1/2" Compression (5/8" O.D.) Inlet
x 3/8" O.D. Compression Outlet**






Brass Oval Handle with 1/4 Turn Ball Valve - Lead Free

(Sweat - Angle - New England/Massachusetts P-Trap)

1/2" Copper Sweat Inlet x 3/8" O.D. Compression Outlet



Oval Handle (valve MT316-NL)

MT316MASS-NL

Complete Lavatory Supply Kits with New England/Massachusetts P-Trap include everything you need to install your bathroom lavatory sink. This angle sweat valve is traditionally styled with a brass oval handle.

- 2 - MT316-NL Angle Sweat Valves
- 2 - MT432X 3/8" x 20" Rigid Supply Tubes
- 1 - MT304X 1-1/4" x 1-1/2" x 11" P-Trap

Standard Finishes

MT316MASS-NL/BRN	Brushed Nickel	\$ 521
MT316MASS-NL/CHBRZ	Champagne Bronze	\$ 836
MT316MASS-NL/CPB	Polished Chrome	\$ 389
MT316MASS-NL/MB	Matte Black	\$ 665
MT316MASS-NL/ORB	Oil Rubbed Bronze	\$ 600
MT316MASS-NL/PN	Polished Nickel	\$ 521
MT316MASS-NL/ULB	Unlacquered Brass	\$ 389
MT316MASS-NL/VB	Venetian Bronze	\$ 600

Group 1 Finishes

All Group 1 Finishes \$ 665

Group 2 Finishes

All Group 2 Finishes \$ 836

Brass Oval Handle with 1/4 Turn Ceramic Disc Cartridge Valve - Lead Free

(Sweat - Angle - New England/Massachusetts P-Trap)

Oval Handle (valve MT6160-NL)

MT9120-NL

Complete Lavatory Supply Kits with New England/Massachusetts P-Trap include everything you need to install your bathroom lavatory sink. This angle sweat valve blends with traditional or contemporary fixtures and features an oval handle.

- 2 - MT6160-NL Angle Sweat Valves
- 2 - MT432X 3/8" x 20" Rigid Supply Tubes
- 1 - MT304X 1-1/4" x 1-1/2" x 11" P-Trap

Standard Finishes

MT9120-NL/BRN	Brushed Nickel	\$ 681
MT9120-NL/CHBRZ	Champagne Bronze	\$ 1168
MT9120-NL/CPB	Polished Chrome	\$ 505
MT9120-NL/MB	Matte Black	\$ 881
MT9120-NL/ORB	Oil Rubbed Bronze	\$ 792
MT9120-NL/PN	Polished Nickel	\$ 681
MT9120-NL/ULB	Unlacquered Brass	\$ 505
MT9120-NL/VB	Venetian Bronze	\$ 792


Group 1 Finishes

All Group 1 Finishes \$ 881

Group 2 Finishes

All Group 2 Finishes \$ 1168

1/2" Copper Sweat Inlet x 3/8" O.D. Compression Outlet






Brass Cross Handle with 1/4 Turn Ball Valve - Lead Free

(Sweat - Angle - New England/Massachusetts P-Trap)

1/2" Copper Sweat Inlet x 3/8" O.D. Compression Outlet



Cross Handle (valve MT629-NL)

MT629MASS-NL

Complete Lavatory Supply Kits with New England/Massachusetts P-Trap include everything you need to install your bathroom lavatory sink. This angle sweat valve is traditionally styled with a mini cross handle.

- 2 - MT629-NL Angle Sweat Valves
- 2 - MT432X 3/8" x 20" Rigid Supply Tubes
- 1 - MT304X 1-1/4" x 1-1/2" x 11" P-Trap

Standard Finishes

MT629MASS-NL/BRN	Brushed Nickel	\$ 575
MT629MASS-NL/CHBRZ	Champagne Bronze	\$ 1020
MT629MASS-NL/CPB	Polished Chrome	\$ 467
MT629MASS-NL/MB	Matte Black	\$ 781
MT629MASS-NL/ORB	Oil Rubbed Bronze	\$ 664
MT629MASS-NL/PN	Polished Nickel	\$ 575
MT629MASS-NL/ULB	Unlacquered Brass	\$ 467
MT629MASS-NL/VB	Venetian Bronze	\$ 664

Group 1 Finishes

All Group 1 Finishes \$ 781

Group 2 Finishes

All Group 2 Finishes \$ 1020

Brass Cross Handle with 1/4 Turn Ceramic Disc Cartridge Valve - Lead Free

(Sweat - Angle - New England/Massachusetts P-Trap)

Cross Handle (valve MT416X-NL)

MT8120X-NL

Complete Lavatory Supply Kits with New England/Massachusetts P-Trap include everything you need to install your bathroom lavatory sink. This angle sweat valve is traditionally styled with a cross handle.

- 2 - MT416X-NL Angle Sweat Valves
- 2 - MT432X 3/8" x 20" Rigid Supply Tubes
- 1 - MT304X 1-1/4" x 1-1/2" x 11" P-Trap

Standard Finishes

MT8120X-NL/BRN	Brushed Nickel	\$ 683
MT8120X-NL/CHBRZ	Champagne Bronze	\$ 1136
MT8120X-NL/CPB	Polished Chrome	\$ 535
MT8120X-NL/MB	Matte Black	\$ 859
MT8120X-NL/ORB	Oil Rubbed Bronze	\$ 772
MT8120X-NL/PN	Polished Nickel	\$ 683
MT8120X-NL/ULB	Unlacquered Brass	\$ 535
MT8120X-NL/VB	Venetian Bronze	\$ 772


Group 1 Finishes

All Group 1 Finishes \$ 859

Group 2 Finishes

All Group 2 Finishes \$ 1136

1/2" Copper Sweat Inlet x 3/8" O.D. Compression Outlet






Brass Cross Handle with 1/4 Turn Ceramic Disc Cartridge Valve - Lead Free

(Sweat - Angle - New England/Massachusetts P-Trap)

1/2" Copper Sweat Inlet x 3/8" O.D. Compression Outlet



Cross Handle (valve MT4006X-NL)

MT8121X-NL

Complete Lavatory Supply Kits with New England/Massachusetts P-Trap include everything you need to install your bathroom lavatory sink. This angle sweat valve is traditionally styled with a deluxe cross handle.

- 2 - MT4006X-NL Angle Sweat Valves
- 2 - MT432X 3/8" x 20" Rigid Supply Tubes
- 1 - MT304X 1-1/4" x 1-1/2" x 11" P-Trap

Standard Finishes

MT8121X-NL/BRN	Brushed Nickel	\$ 753
MT8121X-NL/CHBRZ	Champagne Bronze	\$ 1224
MT8121X-NL/CPB	Polished Chrome	\$ 545
MT8121X-NL/MB	Matte Black	\$ 925
MT8121X-NL/ORB	Oil Rubbed Bronze	\$ 826
MT8121X-NL/PN	Polished Nickel	\$ 753
MT8121X-NL/ULB	Unlacquered Brass	\$ 545
MT8121X-NL/VB	Venetian Bronze	\$ 826

Group 1 Finishes

All Group 1 Finishes \$ 925

Group 2 Finishes

All Group 2 Finishes \$ 1224

Contemporary Lever Handle with 1/4 Turn Ceramic Disc Cartridge Valve - Lead Free

(Sweat - Angle - New England/Massachusetts P-Trap)

Lever Handle (valve MT516L-NL)

MT5170L-NL

Complete Lavatory Supply Kits with New England/Massachusetts P-Trap include everything you need to install your bathroom lavatory sink. This angle sweat valve is a contemporary styled valve with a lever handle for a contemporary look.

- 2 - MT516L-NL Angle Sweat Valves
- 2 - MT432X 3/8" x 20" Rigid Supply Tubes
- 1 - MT304X 1-1/4" x 1-1/2" x 11" P-Trap

Standard Finishes

MT5170L-NL/BRN	Brushed Nickel	\$ 691
MT5170L-NL/CHBRZ	Champagne Bronze	\$ 1088
MT5170L-NL/CPB	Polished Chrome	\$ 503
MT5170L-NL/MB	Matte Black	\$ 919
MT5170L-NL/ORB	Oil Rubbed Bronze	\$ 806
MT5170L-NL/PN	Polished Nickel	\$ 691
MT5170L-NL/ULB	Unlacquered Brass	\$ 503
MT5170L-NL/VB	Venetian Bronze	\$ 806


Group 1 Finishes

All Group 1 Finishes \$ 919

Group 2 Finishes

All Group 2 Finishes \$ 1088

1/2" Copper Sweat Inlet x 3/8" O.D. Compression Outlet





Brass Cross Handle with 1/4 Turn Ball Valve - Lead Free

(Sweat - Straight - New England/Massachusetts P-Trap)

1/2" Copper Sweat Inlet x 3/8" O.D. Compression Outlet



Cross Handle (valve MT631-NL)

MT631MASS-NL

Complete Lavatory Supply Kits with New England/Massachusetts P-Trap include everything you need to install your bathroom lavatory sink. This straight sweat valve is traditionally styled with a mini cross handle.

- 2 - MT631-NL Straight Sweat Valves
- 2 - MT432X 3/8" x 20" Rigid Supply Tubes
- 1 - MT304X 1-1/4" x 1-1/2" x 11" P-Trap

Standard Finishes

MT631MASS-NL/BRN	Brushed Nickel	\$ 575
MT631MASS-NL/CHBRZ	Champagne Bronze	\$ 1020
MT631MASS-NL/CPB	Polished Chrome	\$ 467
MT631MASS-NL/MB	Matte Black	\$ 781
MT631MASS-NL/ORB	Oil Rubbed Bronze	\$ 664
MT631MASS-NL/PN	Polished Nickel	\$ 575
MT631MASS-NL/ULB	Unlacquered Brass	\$ 467
MT631MASS-NL/VB	Venetian Bronze	\$ 664

Group 1 Finishes

All Group 1 Finishes \$ 781

Group 2 Finishes

All Group 2 Finishes \$ 1020

Brass Oval Handle with 1/4 Turn Ball Valve - Lead Free

(Sweat - Straight - New England/Massachusetts P-Trap)

Oval Handle (valve MT317-NL)

MT317MASS-NL

Complete Lavatory Supply Kits with New England/Massachusetts P-Trap include everything you need to install your bathroom lavatory sink. This straight sweat valve is traditionally styled with a brass oval handle.

- 2 - MT317-NL Straight Sweat Valves
- 2 - MT432X 3/8" x 20" Rigid Supply Tubes
- 1 - MT304X 1-1/4" x 1-1/2" x 11" P-Trap

Standard Finishes

MT317MASS-NL/BRN	Brushed Nickel	\$ 531
MT317MASS-NL/CHBRZ	Champagne Bronze	\$ 850
MT317MASS-NL/CPB	Polished Chrome	\$ 401
MT317MASS-NL/MB	Matte Black	\$ 669
MT317MASS-NL/ORB	Oil Rubbed Bronze	\$ 616
MT317MASS-NL/PN	Polished Nickel	\$ 531
MT317MASS-NL/ULB	Unlacquered Brass	\$ 401
MT317MASS-NL/VB	Venetian Bronze	\$ 616

Group 1 Finishes

All Group 1 Finishes \$ 669

Group 2 Finishes

All Group 2 Finishes \$ 850

1/2" Copper Sweat Inlet x 3/8" O.D. Compression Outlet





Brass Oval Handle with 1/4 Turn Ball Valve - Lead Free

(Angle - Flat Head Riser Supply Tube)

1/2" Female IPS Inlet x 3/8" O.D. Compression Outlet



Oval Handle (valve MT401-NL)

MT4820BOIPS-NL

Complete Toilet Supply Kits include everything you need to install your toilet or bidet. Our oval handle angle valve is designed for a traditional look.

- 1 - MT401-NL Angle Valve
- 1 - MT436X 3/8" x 20" Rigid Supply Tube
- 1 - MT450X 1/2" x 4" Pipe Nipple
- 1 - MT442X Sure Grip Flange

Standard Finishes

MT4820BOIPS-NL/BRN	Brushed Nickel	\$ 186
MT4820BOIPS-NL/CHBRZ	Champagne Bronze	\$ 332
MT4820BOIPS-NL/CPB	Polished Chrome	\$ 125
MT4820BOIPS-NL/MB	Matte Black	\$ 243
MT4820BOIPS-NL/ORB	Oil Rubbed Bronze	\$ 206
MT4820BOIPS-NL/PN	Polished Nickel	\$ 186
MT4820BOIPS-NL/ULB	Unlacquered Brass	\$ 125
MT4820BOIPS-NL/VB	Venetian Bronze	\$ 206

Group 1 Finishes

All Group 1 Finishes	\$ 243
----------------------	---------------

Group 2 Finishes

All Group 2 Finishes	\$ 332
----------------------	---------------

Oval Handle (valve MT403-NL)

MT4820BO-NL

Complete Toilet Supply Kits include everything you need to install your toilet or bidet. Our oval handle angle valve is designed for a traditional look.

- 1 - MT403-NL Angle Valve
- 1 - MT436X 3/8" x 20" Rigid Supply Tube
- 1 - MT441X Sure Grip Flange

Standard Finishes

MT4820BO-NL/BRN	Brushed Nickel	\$ 148
MT4820BO-NL/CHBRZ	Champagne Bronze	\$ 252
MT4820BO-NL/CPB	Polished Chrome	\$ 98
MT4820BO-NL/MB	Matte Black	\$ 186
MT4820BO-NL/ORB	Oil Rubbed Bronze	\$ 162
MT4820BO-NL/PN	Polished Nickel	\$ 148
MT4820BO-NL/ULB	Unlacquered Brass	\$ 98
MT4820BO-NL/VB	Venetian Bronze	\$ 162

Group 1 Finishes

All Group 1 Finishes	\$ 186
----------------------	---------------

Group 2 Finishes

All Group 2 Finishes	\$ 252
----------------------	---------------

1/2" Compression (5/8" O.D.) Inlet x 3/8" O.D. Compression Outlet





Brass Oval Handle with 1/4 Turn Ceramic Disc Cartridge Valve - Lead Free

(Angle - Flat Head Riser Supply Tube)

1/2" Female IPS Inlet x 3/8" O.D. Compression Outlet



Oval Handle (valve MT6001-NL)

MT6800-NL

Complete Toilet Supply Kits include everything you need to install your toilet or bidet. Our deluxe brass oval handle angle valve blends with traditional or contemporary fixtures.

- 1 - MT6001-NL Angle Valve
- 1 - MT436X 3/8" x 20" Rigid Supply Tube
- 1 - MT450X 1/2" x 4" Pipe Nipple
- 1 - MT442X Sure Grip Flange

Standard Finishes

MT6800-NL/BRN	Brushed Nickel	\$ 208
MT6800-NL/CHBRZ	Champagne Bronze	\$ 430
MT6800-NL/CPB	Polished Chrome	\$ 160
MT6800-NL/MB	Matte Black	\$ 317
MT6800-NL/ORB	Oil Rubbed Bronze	\$ 234
MT6800-NL/PN	Polished Nickel	\$ 208
MT6800-NL/ULB	Unlacquered Brass	\$ 160
MT6800-NL/VB	Venetian Bronze	\$ 234

Group 1 Finishes

All Group 1 Finishes **\$ 317**

Group 2 Finishes

All Group 2 Finishes **\$ 430**

Oval Handle (valve MT6003-NL)

MT6820-NL

Complete Toilet Supply Kits include everything you need to install your toilet or bidet. Our deluxe brass oval handle angle valve blends with traditional or contemporary fixtures.

- 1 - MT6003-NL Angle Valve
- 1 - MT436X 3/8" x 20" Rigid Supply Tube
- 1 - MT441X Sure Grip Flange

Standard Finishes

MT6820-NL/BRN	Brushed Nickel	\$ 162
MT6820-NL/CHBRZ	Champagne Bronze	\$ 342
MT6820-NL/CPB	Polished Chrome	\$ 147
MT6820-NL/MB	Matte Black	\$ 254
MT6820-NL/ORB	Oil Rubbed Bronze	\$ 185
MT6820-NL/PN	Polished Nickel	\$ 162
MT6820-NL/ULB	Unlacquered Brass	\$ 147
MT6820-NL/VB	Venetian Bronze	\$ 185

Group 1 Finishes

All Group 1 Finishes **\$ 254**

Group 2 Finishes

All Group 2 Finishes **\$ 342**

1/2" Compression (5/8" O.D.) Inlet x 3/8" O.D. Compression Outlet






Brass Cross Handle with 1/4 Turn Ball Valve - Lead Free

(Angle - Flat Head Riser Supply Tube)

1/2" Female IPS Inlet x 3/8" O.D. Compression Outlet



Cross Handle (valve MT616-NL)

MT483BX-NL

Complete Toilet Supply Kits include everything you need to install your toilet or bidet. Our cross handle angle valve is designed for a traditional look.

- 1 - MT616-NL Angle Valve
- 1 - MT436X 3/8" x 20" Rigid Supply Tube
- 1 - MT450X 1/2" x 4" Pipe Nipple
- 1 - MT442X Sure Grip Flange

Standard Finishes

MT483BX-NL/BRN	Brushed Nickel	\$ 229
MT483BX-NL/CHBRZ	Champagne Bronze	\$ 394
MT483BX-NL/CPB	Polished Chrome	\$ 159
MT483BX-NL/MB	Matte Black	\$ 292
MT483BX-NL/ORB	Oil Rubbed Bronze	\$ 259
MT483BX-NL/PN	Polished Nickel	\$ 229
MT483BX-NL/ULB	Unlacquered Brass	\$ 159
MT483BX-NL/VB	Venetian Bronze	\$ 259

Group 1 Finishes

All Group 1 Finishes **\$ 292**

Group 2 Finishes

All Group 2 Finishes **\$ 394**

Cross Handle (valve MT621-NL)

MT482BX-NL

Complete Toilet Supply Kits include everything you need to install your toilet or bidet. Our cross handle angle valve is designed for a traditional look.

- 1 - MT621-NL Angle Valve
- 1 - MT436X 3/8" x 20" Rigid Supply Tube
- 1 - MT441X Sure Grip Flange

Standard Finishes

MT482BX-NL/BRN	Brushed Nickel	\$ 203
MT482BX-NL/CHBRZ	Champagne Bronze	\$ 321
MT482BX-NL/CPB	Polished Chrome	\$ 133
MT482BX-NL/MB	Matte Black	\$ 239
MT482BX-NL/ORB	Oil Rubbed Bronze	\$ 216
MT482BX-NL/PN	Polished Nickel	\$ 203
MT482BX-NL/ULB	Unlacquered Brass	\$ 133
MT482BX-NL/VB	Venetian Bronze	\$ 216

Group 1 Finishes

All Group 1 Finishes **\$ 239**

Group 2 Finishes

All Group 2 Finishes **\$ 321**

1/2" Compression (5/8" O.D.) Inlet x 3/8" O.D. Compression Outlet





Brass Cross Handle with 1/4 Turn Ceramic Disc Cartridge Valve - Lead Free (Angle - Flat Head Riser Supply Tube)

1/2" Female IPS Inlet x 3/8" O.D. Compression Outlet



Cross Handle (valve MT4001X-NL)

MT4800X-NL

Complete Toilet Supply Kits include everything you need to install your toilet or bidet. Our cross handle angle valve is designed for a traditional look.

- 1 - MT4001X-NL Angle Valve
- 1 - MT436X 3/8" x 20" Rigid Supply Tube
- 1 - MT450X 1/2" x 4" Pipe Nipple
- 1 - MT442X Sure Grip Flange

Standard Finishes

MT4800X-NL/BRN	Brushed Nickel	\$ 272
MT4800X-NL/CHBRZ	Champagne Bronze	\$ 480
MT4800X-NL/CPB	Polished Chrome	\$ 184
MT4800X-NL/MB	Matte Black	\$ 334
MT4800X-NL/ORB	Oil Rubbed Bronze	\$ 288
MT4800X-NL/PN	Polished Nickel	\$ 272
MT4800X-NL/ULB	Unlacquered Brass	\$ 184
MT4800X-NL/VB	Venetian Bronze	\$ 288

Group 1 Finishes

All Group 1 Finishes **\$ 334**

Group 2 Finishes

All Group 2 Finishes **\$ 480**

Cross Handle (valve MT4003X-NL)

MT4820X-NL

Complete Toilet Supply Kits include everything you need to install your toilet or bidet. Our cross handle angle valve is designed for a traditional look.

- 1 - MT4003X-NL Angle Valve
- 1 - MT436X 3/8" x 20" Rigid Supply Tube
- 1 - MT441X Sure Grip Flange

Standard Finishes

MT4820X-NL/BRN	Brushed Nickel	\$ 226
MT4820X-NL/CHBRZ	Champagne Bronze	\$ 364
MT4820X-NL/CPB	Polished Chrome	\$ 152
MT4820X-NL/MB	Matte Black	\$ 271
MT4820X-NL/ORB	Oil Rubbed Bronze	\$ 239
MT4820X-NL/PN	Polished Nickel	\$ 226
MT4820X-NL/ULB	Unlacquered Brass	\$ 152
MT4820X-NL/VB	Venetian Bronze	\$ 239

Group 1 Finishes

All Group 1 Finishes **\$ 271**

Group 2 Finishes

All Group 2 Finishes **\$ 364**

1/2" Compression (5/8" O.D.) Inlet x 3/8" O.D. Compression Outlet





Brass Cross Handle with 1/4 Turn Ceramic Disc Cartridge Valve - Lead Free

(Angle - Flat Head Riser Supply Tube)

1/2" Compression (5/8" O.D.) Inlet x 3/8" O.D. Compression Outlet



Cross Handle (valve MT4004X-NL)

MT4831X-NL

Complete Toilet Supply Kits include everything you need to install your toilet or bidet. Our deluxe cross handle angle valve and flange is designed for a very traditional look.

- 1 - MT4004X-NL Angle Valve
- 1 - MT436X 3/8" x 20" Rigid Supply Tube

Standard Finishes

MT4831X-NL/BRN	Brushed Nickel	\$ 286
MT4831X-NL/CHBRZ	Champagne Bronze	\$ 471
MT4831X-NL/CPB	Polished Chrome	\$ 200
MT4831X-NL/MB	Matte Black	\$ 347
MT4831X-NL/ORB	Oil Rubbed Bronze	\$ 316
MT4831X-NL/PN	Polished Nickel	\$ 286
MT4831X-NL/ULB	Unlacquered Brass	\$ 200
MT4831X-NL/VB	Venetian Bronze	\$ 316

Group 1 Finishes

All Group 1 Finishes **\$ 347**

Group 2 Finishes

All Group 2 Finishes **\$ 471**

Contemporary Lever Handle with 1/4 Turn Ceramic Disc Cartridge Valve - Lead Free

(Angle - Flat Head Riser Supply Tube)

Lever Handle (valve MT5001L-NL)

MT5800L-NL

Complete Toilet Supply Kits include everything you need to install your toilet or bidet. Our lever handle angle valve is designed for a contemporary look.

- 1 - MT5001L-NL Angle Valve
- 1 - MT436X 3/8" x 20" Rigid Supply Tube
- 1 - MT450X 1/2" x 4" Pipe Nipple
- 1 - MT442X Sure Grip Flange

Standard Finishes

MT5800L-NL/BRN	Brushed Nickel	\$ 247
MT5800L-NL/CHBRZ	Champagne Bronze	\$ 451
MT5800L-NL/CPB	Polished Chrome	\$ 163
MT5800L-NL/MB	Matte Black	\$ 332
MT5800L-NL/ORB	Oil Rubbed Bronze	\$ 275
MT5800L-NL/PN	Polished Nickel	\$ 247
MT5800L-NL/ULB	Unlacquered Brass	\$ 163
MT5800L-NL/VB	Venetian Bronze	\$ 275

Group 1 Finishes

All Group 1 Finishes **\$ 332**

Group 2 Finishes

All Group 2 Finishes **\$ 451**

1/2" Female IPS Inlet x 3/8" O.D. Compression Outlet





Contemporary Lever Handle with 1/4 Turn Ceramic Disc Cartridge Valve - Lead Free (Angle - Flat Head Riser Supply Tube)

1/2" Compression (5/8" O.D.) Inlet x 3/8" O.D. Compression Outlet



Lever Handle (valve MT5003L-NL)

MT5820L-NL

Complete Toilet Supply Kits include everything you need to install your toilet or bidet. Our lever handle angle valve is designed for a contemporary look.

- 1 - MT5003L-NL Angle Valve
- 1 - MT436X 3/8" x 20" Rigid Supply Tube
- 1 - MT441X Sure Grip Flange

Standard Finishes

MT5820L-NL/BRN	Brushed Nickel	\$ 201
MT5820L-NL/CHBRZ	Champagne Bronze	\$ 363
MT5820L-NL/CPB	Polished Chrome	\$ 131
MT5820L-NL/MB	Matte Black	\$ 269
MT5820L-NL/ORB	Oil Rubbed Bronze	\$ 226
MT5820L-NL/PN	Polished Nickel	\$ 201
MT5820L-NL/ULB	Unlacquered Brass	\$ 131
MT5820L-NL/VB	Venetian Bronze	\$ 226

Group 1 Finishes

All Group 1 Finishes \$ 269

Group 2 Finishes

All Group 2 Finishes \$ 363

Contemporary Round Handle with 1/4 Turn Ceramic Disc Cartridge Valve - Lead Free (Angle - Flat Head Riser Supply Tube)

Round Handle (valve MT6004-NL)

MT6831-NL

Complete Toilet Supply Kits include everything you need to install your toilet or bidet. Our round handle angle valve is designed for a contemporary look.

- 1 - MT6004-NL Angle Valve
- 1 - MT436X 3/8" x 20" Rigid Supply Tube

Standard Finishes

MT6831-NL/BRN	Brushed Nickel	\$ 246
MT6831-NL/CHBRZ	Champagne Bronze	\$ 348
MT6831-NL/CPB	Polished Chrome	\$ 166
MT6831-NL/MB	Matte Black	\$ 310
MT6831-NL/ORB	Oil Rubbed Bronze	\$ 278
MT6831-NL/PN	Polished Nickel	\$ 246
MT6831-NL/ULB	Unlacquered Brass	\$ 166
MT6831-NL/VB	Venetian Bronze	\$ 278

Group 1 Finishes

All Group 1 Finishes \$ 310

Group 2 Finishes

All Group 2 Finishes \$ 348

1/2" Compression (5/8" O.D.) Inlet x 3/8" O.D. Compression Outlet





Brass Oval Handle with 1/4 Turn Ball Valve - Lead Free

(Straight - Flat Head Riser Supply Tube)

**1/2" Compression (5/8" O.D.) Inlet
x 3/8" O.D. Compression Outlet**



Oval Handle (valve MT410-NL)

MT4223-NL

Complete Toilet Supply Kits include everything you need to install your toilet or bidet. Our oval handle straight valve is designed for a traditional look.

- 1 - MT410-NL Straight Valve
- 1 - MT436X 3/8" x 20" Rigid Supply Tube
- 1 - MT441X Sure Grip Flange

Standard Finishes

MT4223-NL/BRN	Brushed Nickel	\$ 148
MT4223-NL/CHBRZ	Champagne Bronze	\$ 252
MT4223-NL/CPB	Polished Chrome	\$ 98
MT4223-NL/MB	Matte Black	\$ 184
MT4223-NL/ORB	Oil Rubbed Bronze	\$ 162
MT4223-NL/PN	Polished Nickel	\$ 148
MT4223-NL/ULB	Unlacquered Brass	\$ 98
MT4223-NL/VB	Venetian Bronze	\$ 162

Group 1 Finishes

All Group 1 Finishes **\$ 184**

Group 2 Finishes

All Group 2 Finishes **\$ 252**

Contemporary Lever Handle with 1/4 Turn Ceramic Disc Cartridge Valve - Lead Free

(Straight - Flat Head Riser Supply Tube)

Lever Handle (valve MT5120L-NL)

MT5122L-NL

Complete Toilet Supply Kits include everything you need to install your toilet or bidet. Our lever handle straight valve is designed for a contemporary look.

- 1 - MT5120L-NL Straight Valve
- 1 - MT436X 3/8" x 20" Rigid Supply Tube
- 1 - MT441X Sure Grip Flange

Standard Finishes

MT5122L-NL/BRN	Brushed Nickel	\$ 206
MT5122L-NL/CHBRZ	Champagne Bronze	\$ 370
MT5122L-NL/CPB	Polished Chrome	\$ 139
MT5122L-NL/MB	Matte Black	\$ 276
MT5122L-NL/ORB	Oil Rubbed Bronze	\$ 233
MT5122L-NL/PN	Polished Nickel	\$ 206
MT5122L-NL/ULB	Unlacquered Brass	\$ 139
MT5122L-NL/VB	Venetian Bronze	\$ 233

Group 1 Finishes

All Group 1 Finishes **\$ 276**

Group 2 Finishes

All Group 2 Finishes **\$ 370**

**1/2" Compression (5/8" O.D.) Inlet
x 3/8" O.D. Compression Outlet**





Brass Cross Handle with 1/4 Turn Ceramic Disc Cartridge Valve - Lead Free

(Sweat - Angle - Flat Head Riser Supply Tube)

1/2" Copper Sweat Inlet x 3/8" O.D. Compression Outlet



Cross Handle (valve MT416X-NL)

MT4840X-NL

Complete Toilet Supply Kits include everything you need to install your toilet or bidet. This angle sweat valve is traditionally styled with a cross handle.

- 1 - MT416X-NL Angle Sweat Valve
- 1 - MT436X 3/8" x 20" Rigid Supply Tube

Standard Finishes

MT4840X-NL/BRN	Brushed Nickel	\$ 243
MT4840X-NL/CHBRZ	Champagne Bronze	\$ 386
MT4840X-NL/CPB	Polished Chrome	\$ 187
MT4840X-NL/MB	Matte Black	\$ 290
MT4840X-NL/ORB	Oil Rubbed Bronze	\$ 268
MT4840X-NL/PN	Polished Nickel	\$ 243
MT4840X-NL/ULB	Unlacquered Brass	\$ 187
MT4840X-NL/VB	Venetian Bronze	\$ 268

Group 1 Finishes

All Group 1 Finishes \$ 290

Group 2 Finishes

All Group 2 Finishes \$ 386

Cross Handle (valve MT4006X-NL)

MT4841X-NL

Complete Toilet Supply Kits include everything you need to install your toilet or bidet. This angle sweat valve is traditionally styled with a deluxe cross handle.

- 1 - MT4006X-NL Angle Sweat Valve
- 1 - MT436X 3/8" x 20" Rigid Supply Tube

Standard Finishes

MT4841X-NL/BRN	Brushed Nickel	\$ 278
MT4841X-NL/CHBRZ	Champagne Bronze	\$ 430
MT4841X-NL/CPB	Polished Chrome	\$ 192
MT4841X-NL/MB	Matte Black	\$ 323
MT4841X-NL/ORB	Oil Rubbed Bronze	\$ 295
MT4841X-NL/PN	Polished Nickel	\$ 278
MT4841X-NL/ULB	Unlacquered Brass	\$ 192
MT4841X-NL/VB	Venetian Bronze	\$ 295

Group 1 Finishes

All Group 1 Finishes \$ 323

Group 2 Finishes

All Group 2 Finishes \$ 430

1/2" Copper Sweat Inlet x 3/8" O.D. Compression Outlet





Brass Cross Handle with 1/4 Turn Ball Valve - Lead Free

(Sweat - Angle - Flat Head Riser Supply Tube)

1/2" Copper Sweat Inlet x 3/8" O.D. Compression Outlet



Cross Handle (valve MT629-NL)

MT5161X-NL

Complete Toilet Supply Kits include everything you need to install your toilet or bidet. This angle sweat valve is traditionally styled with a mini cross handle.

- 1 - MT629-NL Angle Sweat Valve
- 1 - MT436X 3/8" x 20" Rigid Supply Tube

Standard Finishes

MT5161X-NL/BRN	Brushed Nickel	\$ 189
MT5161X-NL/CHBRZ	Champagne Bronze	\$ 293
MT5161X-NL/CPB	Polished Chrome	\$ 153
MT5161X-NL/MB	Matte Black	\$ 251
MT5161X-NL/ORB	Oil Rubbed Bronze	\$ 214
MT5161X-NL/PN	Polished Nickel	\$ 189
MT5161X-NL/ULB	Unlacquered Brass	\$ 153
MT5161X-NL/VB	Venetian Bronze	\$ 214

Group 1 Finishes

All Group 1 Finishes	\$ 251
----------------------	---------------

Group 2 Finishes

All Group 2 Finishes	\$ 293
----------------------	---------------

Brass Oval Handle with 1/4 Turn Ceramic Disc Cartridge Valve - Lead Free

(Sweat - Angle - Flat Head Riser Supply Tube)

Oval Handle (valve MT6160-NL)

MT6840-NL

Complete Toilet Supply Kits include everything you need to install your toilet or bidet. This angle sweat valve blends with traditional or contemporary fixtures and features an oval handle.

- 1 - MT6160-NL Angle Sweat Valve
- 1 - MT436X 3/8" x 20" Rigid Supply Tube

Standard Finishes

MT6840-NL/BRN	Brushed Nickel	\$ 242
MT6840-NL/CHBRZ	Champagne Bronze	\$ 402
MT6840-NL/CPB	Polished Chrome	\$ 172
MT6840-NL/MB	Matte Black	\$ 301
MT6840-NL/ORB	Oil Rubbed Bronze	\$ 278
MT6840-NL/PN	Polished Nickel	\$ 242
MT6840-NL/ULB	Unlacquered Brass	\$ 172
MT6840-NL/VB	Venetian Bronze	\$ 278

Group 1 Finishes

All Group 1 Finishes	\$ 301
----------------------	---------------

Group 2 Finishes

All Group 2 Finishes	\$ 402
----------------------	---------------

1/2" Copper Sweat Inlet x 3/8" O.D. Compression Outlet





Brass Oval Handle with 1/4 Turn Ball Valve - Lead Free

(Sweat - Angle - Flat Head Riser Supply Tube)

1/2" Copper Sweat Inlet x 3/8" O.D. Compression Outlet



Oval Handle (valve MT316-NL)

MT3840-NL

Complete Toilet Supply Kits include everything you need to install your toilet or bidet. This angle sweat valve is traditionally styled with a brass oval handle.

- 1 - MT316-NL Angle Sweat Valve
- 1 - MT436X 3/8" x 20" Rigid Supply Tube

Standard Finishes

MT3840-NL/BRN	Brushed Nickel	\$ 162
MT3840-NL/CHBRZ	Champagne Bronze	\$ 244
MT3840-NL/CPB	Polished Chrome	\$ 114
MT3840-NL/MB	Matte Black	\$ 193
MT3840-NL/ORB	Oil Rubbed Bronze	\$ 182
MT3840-NL/PN	Polished Nickel	\$ 162
MT3840-NL/ULB	Unlacquered Brass	\$ 114
MT3840-NL/VB	Venetian Bronze	\$ 182

Group 1 Finishes

All Group 1 Finishes **\$ 193**

Group 2 Finishes

All Group 2 Finishes **\$ 244**

Contemporary Lever Handle with 1/4 Turn Ceramic Disc Cartridge Valve - Lead Free

(Sweat - Angle - Flat Head Riser Supply Tube)

Lever Handle (valve MT516L-NL)

MT5160L-NL

Complete Toilet Supply Kits include everything you need to install your toilet or bidet. This angle sweat valve is a contemporary styled valve with a lever handle.

- 1 - MT516L-NL Angle Sweat Valve
- 1 - MT436X 3/8" x 20" Rigid Supply Tube

Standard Finishes

MT5160L-NL/BRN	Brushed Nickel	\$ 247
MT5160L-NL/CHBRZ	Champagne Bronze	\$ 370
MT5160L-NL/CPB	Polished Chrome	\$ 171
MT5160L-NL/MB	Matte Black	\$ 320
MT5160L-NL/ORB	Oil Rubbed Bronze	\$ 285
MT5160L-NL/PN	Polished Nickel	\$ 247
MT5160L-NL/ULB	Unlacquered Brass	\$ 171
MT5160L-NL/VB	Venetian Bronze	\$ 285

Group 1 Finishes

All Group 1 Finishes **\$ 320**

Group 2 Finishes

All Group 2 Finishes **\$ 370**

1/2" Copper Sweat Inlet x 3/8" O.D. Compression Outlet





Brass Cross Handle with 1/4 Turn Ball Valve - Lead Free

(Sweat - Straight - Flat Head Riser Supply Tube)

1/2" Copper Sweat Inlet x 3/8" O.D. Compression Outlet



Cross Handle (valve MT631-NL)

MT5060L-NL

Complete Toilet Supply Kits include everything you need to install your toilet or bidet. This straight sweat valve is traditionally styled with a mini cross handle.

- 1 - MT631-NL Straight Sweat Valve
- 1 - MT436X 3/8" x 20" Rigid Supply Tube

Standard Finishes

MT5060L-NL/BRN	Brushed Nickel	\$ 189
MT5060L-NL/CHBRZ	Champagne Bronze	\$ 336
MT5060L-NL/CPB	Polished Chrome	\$ 153
MT5060L-NL/MB	Matte Black	\$ 251
MT5060L-NL/ORB	Oil Rubbed Bronze	\$ 214
MT5060L-NL/PN	Polished Nickel	\$ 189
MT5060L-NL/ULB	Unlacquered Brass	\$ 153
MT5060L-NL/VB	Venetian Bronze	\$ 214

Group 1 Finishes

All Group 1 Finishes **\$ 251**

Group 2 Finishes

All Group 2 Finishes **\$ 336**

Brass Oval Handle with 1/4 Turn Ball Valve - Lead Free

(Sweat - Straight - Flat Head Riser Supply Tube)

Oval Handle (valve MT317-NL)

MT4811X-NL

Complete Toilet Supply Kits include everything you need to install your toilet or bidet. This straight sweat valve is traditionally styled with a brass oval handle.

- 1 - MT317-NL Straight Sweat Valve
- 1 - MT436X 3/8" x 20" Rigid Supply Tube

Standard Finishes

MT4811X-NL/BRN	Brushed Nickel	\$ 167
MT4811X-NL/CHBRZ	Champagne Bronze	\$ 251
MT4811X-NL/CPB	Polished Chrome	\$ 120
MT4811X-NL/MB	Matte Black	\$ 195
MT4811X-NL/ORB	Oil Rubbed Bronze	\$ 190
MT4811X-NL/PN	Polished Nickel	\$ 167
MT4811X-NL/ULB	Unlacquered Brass	\$ 120
MT4811X-NL/VB	Venetian Bronze	\$ 190

Group 1 Finishes

All Group 1 Finishes **\$ 195**

Group 2 Finishes

All Group 2 Finishes **\$ 251**

1/2" Copper Sweat Inlet x 3/8" O.D. Compression Outlet



For Supply Kit Component Sweat Valves See Pages 147 - 150


For Supply Kit Component Parts See Pages 153 - 156



Brass Oval Handle with 1/4 Turn Ball Valve - Lead Free

(Angle - Corrugated Supply Tube)

1/2" Female IPS Inlet x 3/8" O.D. Compression Outlet



Oval Handle (valve MT401-NL)

MT473L-NL

Complete Toilet Supply Kits include everything you need to install your toilet or bidet. Our oval handle angle valve is designed for a traditional look.

- 1 - MT401-NL Angle Valve
- 1 - MT442X Low Pattern Flange
- 1 - MT426X 3/8" x 15" Corrugated Supply Tube
- 1- MT450X 1/2" x 4" Pipe Nipple

Standard Finishes

MT473L-NL/BRN	Brushed Nickel	\$ 175
MT473L-NL/CHBRZ	Champagne Bronze	\$ 313
MT473L-NL/CPB	Polished Chrome	\$ 117
MT473L-NL/MB	Matte Black	\$ 231
MT473L-NL/ORB	Oil Rubbed Bronze	\$ 194
MT473L-NL/PN	Polished Nickel	\$ 175
MT473L-NL/ULB	Unlacquered Brass	\$ 117
MT473L-NL/VB	Venetian Bronze	\$ 194

Group 1 Finishes

All Group 1 Finishes **\$ 231**

Group 2 Finishes

All Group 2 Finishes **\$ 313**

Oval Handle (valve MT403-NL)

MT474BO-NL

Complete Toilet Supply Kits include everything you need to install your toilet or bidet. Our oval handle angle valve is designed for a traditional look.

- 1 - MT403-NL Angle Valve
- 1 - MT441X Low Pattern Flange
- 1 - MT426X 3/8" x 15" Corrugated Supply Tube

Standard Finishes

MT474BO-NL/BRN	Brushed Nickel	\$ 137
MT474BO-NL/CHBRZ	Champagne Bronze	\$ 233
MT474BO-NL/CPB	Polished Chrome	\$ 106
MT474BO-NL/MB	Matte Black	\$ 174
MT474BO-NL/ORB	Oil Rubbed Bronze	\$ 150
MT474BO-NL/PN	Polished Nickel	\$ 137
MT474BO-NL/ULB	Unlacquered Brass	\$ 106
MT474BO-NL/VB	Venetian Bronze	\$ 150


Group 1 Finishes

All Group 1 Finishes **\$ 174**

Group 2 Finishes

All Group 2 Finishes **\$ 233**

1/2" Compression (5/8" O.D.) Inlet x 3/8" O.D. Compression Outlet






Brass Oval Handle with 1/4 Turn Ceramic Disc Cartridge Valve - Lead Free

(Angle - Corrugated Supply Tube)

1/2" Female IPS Inlet x 3/8" O.D. Compression Outlet



Oval Handle (valve MT6001-NL)

MT4740-NL

Complete Toilet Supply Kits include everything you need to install your toilet or bidet. Our deluxe brass oval handle angle valve blends with traditional or contemporary fixtures.

- 1 - MT6001-NL Angle Valve
- 1 - MT442X Low Pattern Flange
- 1 - MT426X 3/8" x 15" Corrugated Supply Tube
- 1 - MT450X 1/2" x 4" Pipe Nipple

Standard Finishes

MT4740-NL/BRN	Brushed Nickel	\$ 197
MT4740-NL/CHBRZ	Champagne Bronze	\$ 411
MT4740-NL/CPB	Polished Chrome	\$ 152
MT4740-NL/MB	Matte Black	\$ 305
MT4740-NL/ORB	Oil Rubbed Bronze	\$ 222
MT4740-NL/PN	Polished Nickel	\$ 197
MT4740-NL/ULB	Unlacquered Brass	\$ 152
MT4740-NL/VB	Venetian Bronze	\$ 222

Group 1 Finishes

All Group 1 Finishes **\$ 305**

Group 2 Finishes

All Group 2 Finishes **\$ 411**

Oval Handle (valve MT6003-NL)

MT4950-NL

Complete Toilet Supply Kits include everything you need to install your toilet or bidet. Our deluxe brass oval handle angle valve blends with traditional or contemporary fixtures.

- 1 - MT6003-NL Angle Valve
- 1 - MT441X Low Pattern Flange
- 1 - MT426X 3/8" x 15" Corrugated Supply Tube

Standard Finishes

MT4950-NL/BRN	Brushed Nickel	\$ 151
MT4950-NL/CHBRZ	Champagne Bronze	\$ 323
MT4950-NL/CPB	Polished Chrome	\$ 120
MT4950-NL/MB	Matte Black	\$ 242
MT4950-NL/ORB	Oil Rubbed Bronze	\$ 173
MT4950-NL/PN	Polished Nickel	\$ 151
MT4950-NL/ULB	Unlacquered Brass	\$ 120
MT4950-NL/VB	Venetian Bronze	\$ 173


Group 1 Finishes

All Group 1 Finishes **\$ 242**

Group 2 Finishes

All Group 2 Finishes **\$ 323**

1/2" Compression (5/8" O.D.) Inlet x 3/8" O.D. Compression Outlet






Brass Cross Handle with 1/4 Turn Ball Valve - Lead Free

(Angle - Corrugated Supply Tube)

1/2" Female IPS Inlet x 3/8" O.D. Compression Outlet



Cross Handle (valve MT616-NL)

MT475X-NL

Complete Toilet Supply Kits include everything you need to install your toilet or bidet. Our cross handle angle valve is designed for a traditional look.

- 1 - MT616-NL Angle Valve
- 1 - MT442X Low Pattern Flange
- 1 - MT426X 3/8" x 15" Corrugated Supply Tube
- 1 - MT450X 1/2" x 4" Pipe Nipple

Standard Finishes

MT475X-NL/BRN	Brushed Nickel	\$ 218
MT475X-NL/CHBRZ	Champagne Bronze	\$ 375
MT475X-NL/CPB	Polished Chrome	\$ 151
MT475X-NL/MB	Matte Black	\$ 280
MT475X-NL/ORB	Oil Rubbed Bronze	\$ 247
MT475X-NL/PN	Polished Nickel	\$ 218
MT475X-NL/ULB	Unlacquered Brass	\$ 151
MT475X-NL/VB	Venetian Bronze	\$ 247

Group 1 Finishes

All Group 1 Finishes \$ 280

Group 2 Finishes

All Group 2 Finishes \$ 375

Cross Handle (valve MT621-NL)

MT474BX-NL

Complete Toilet Supply Kits include everything you need to install your toilet or bidet. Our cross handle angle valve is designed for a traditional look.

- 1 - MT621-NL Angle Valve
- 1 - MT441X Low Pattern Flange
- 1 - MT426X 3/8" x 15" Corrugated Supply Tube

Standard Finishes

MT474BX-NL/BRN	Brushed Nickel	\$ 192
MT474BX-NL/CHBRZ	Champagne Bronze	\$ 302
MT474BX-NL/CPB	Polished Chrome	\$ 125
MT474BX-NL/MB	Matte Black	\$ 227
MT474BX-NL/ORB	Oil Rubbed Bronze	\$ 204
MT474BX-NL/PN	Polished Nickel	\$ 192
MT474BX-NL/ULB	Unlacquered Brass	\$ 125
MT474BX-NL/VB	Venetian Bronze	\$ 204

Group 1 Finishes

All Group 1 Finishes \$ 227

Group 2 Finishes

All Group 2 Finishes \$ 302

1/2" Compression (5/8" O.D.) Inlet x 3/8" O.D. Compression Outlet






Brass Cross Handle with 1/4 Turn Ceramic Disc Cartridge Valve - Lead Free

(Angle - Corrugated Supply Tube)

1/2" Female IPS Inlet x 3/8" O.D. Compression Outlet



Cross Handle (valve MT4001X-NL)

MT474X-NL

Complete Toilet Supply Kits include everything you need to install your toilet or bidet. Our cross handle angle valve is designed for a traditional look.

- 1 - MT4001X-NL Angle Valve
- 1 - MT442X Low Pattern Flange
- 1 - MT426X 3/8" x 15" Corrugated Supply Tube
- 1 - MT450X 1/2" x 4" Pipe Nipple

Standard Finishes

MT474X-NL/BRN	Brushed Nickel	\$ 261
MT474X-NL/CHBRZ	Champagne Bronze	\$ 433
MT474X-NL/CPB	Polished Chrome	\$ 176
MT474X-NL/MB	Matte Black	\$ 322
MT474X-NL/ORB	Oil Rubbed Bronze	\$ 276
MT474X-NL/PN	Polished Nickel	\$ 261
MT474X-NL/ULB	Unlacquered Brass	\$ 176
MT474X-NL/VB	Venetian Bronze	\$ 276

Group 1 Finishes

All Group 1 Finishes \$ 322

Group 2 Finishes

All Group 2 Finishes \$ 433

Cross Handle (valve MT4003X-NL)

MT495X-NL

Complete Toilet Supply Kits include everything you need to install your toilet or bidet. Our cross handle angle valve is designed for a traditional look.

- 1 - MT4003-NL Angle Valve
- 1 - MT441X Low Pattern Flange
- 1 - MT426X 3/8" x 15" Corrugated Supply Tube

Standard Finishes

MT495X-NL/BRN	Brushed Nickel	\$ 215
MT495X-NL/CHBRZ	Champagne Bronze	\$ 345
MT495X-NL/CPB	Polished Chrome	\$ 144
MT495X-NL/MB	Matte Black	\$ 259
MT495X-NL/ORB	Oil Rubbed Bronze	\$ 227
MT495X-NL/PN	Polished Nickel	\$ 215
MT495X-NL/ULB	Unlacquered Brass	\$ 144
MT495X-NL/VB	Venetian Bronze	\$ 227

Group 1 Finishes

All Group 1 Finishes \$ 259

Group 2 Finishes

All Group 2 Finishes \$ 345


1/2" Compression (5/8" O.D.) Inlet x 3/8" O.D. Compression Outlet





Contemporary Lever Handle with 1/4 Turn Ceramic Disc Cartridge Valve - Lead Free (Angle - Corrugated Supply Tube)

1/2" Female IPS Inlet x 3/8" O.D. Compression Outlet



Lever Handle (valve MT5001L-NL)

MT474L-NL

Complete Toilet Supply Kits include everything you need to install your toilet or bidet. Our lever handle angle valve is designed for a contemporary look.

- 1 - MT5001L-NL Angle Valve
- 1 - MT442X Low Pattern Flange
- 1 - MT426X 3/8" x 15" Corrugated Supply Tube
- 1 - MT450X 1/2" x 4" Pipe Nipple

Standard Finishes

MT474L-NL/BRN	Brushed Nickel	\$ 236
MT474L-NL/CHBRZ	Champagne Bronze	\$ 415
MT474L-NL/CPB	Polished Chrome	\$ 155
MT474L-NL/MB	Matte Black	\$ 320
MT474L-NL/ORB	Oil Rubbed Bronze	\$ 263
MT474L-NL/PN	Polished Nickel	\$ 236
MT474L-NL/ULB	Unlacquered Brass	\$ 155
MT474L-NL/VB	Venetian Bronze	\$ 263

Group 1 Finishes

All Group 1 Finishes \$ 320

Group 2 Finishes

All Group 2 Finishes \$ 415

Lever Handle (valve MT5003L-NL)

MT495L-NL

Complete Toilet Supply Kits include everything you need to install your toilet or bidet. Our lever handle angle valve is designed for a contemporary look.

- 1 - MT5003L-NL Angle Valve
- 1 - MT441X Low Pattern Flange
- 1 - MT426X 3/8" x 15" Corrugated Supply Tube

Standard Finishes

MT495L-NL/BRN	Brushed Nickel	\$ 190
MT495L-NL/CHBRZ	Champagne Bronze	\$ 344
MT495L-NL/CPB	Polished Chrome	\$ 123
MT495L-NL/MB	Matte Black	\$ 257
MT495L-NL/ORB	Oil Rubbed Bronze	\$ 214
MT495L-NL/PN	Polished Nickel	\$ 190
MT495L-NL/ULB	Unlacquered Brass	\$ 123
MT495L-NL/VB	Venetian Bronze	\$ 214

Group 1 Finishes

All Group 1 Finishes \$ 257

Group 2 Finishes

All Group 2 Finishes \$ 344

1/2" Compression (5/8" O.D.) Inlet x 3/8" O.D. Compression Outlet



For Supply Kit Component Valves See Pages 139 - 146

For Supply Kit Component Parts See Pages 153 - 156

Decorative Lavatory Drains

Section Contents

Decorative Drains for Vessel, Glass, & Lavatory Sinks **215 - 223**

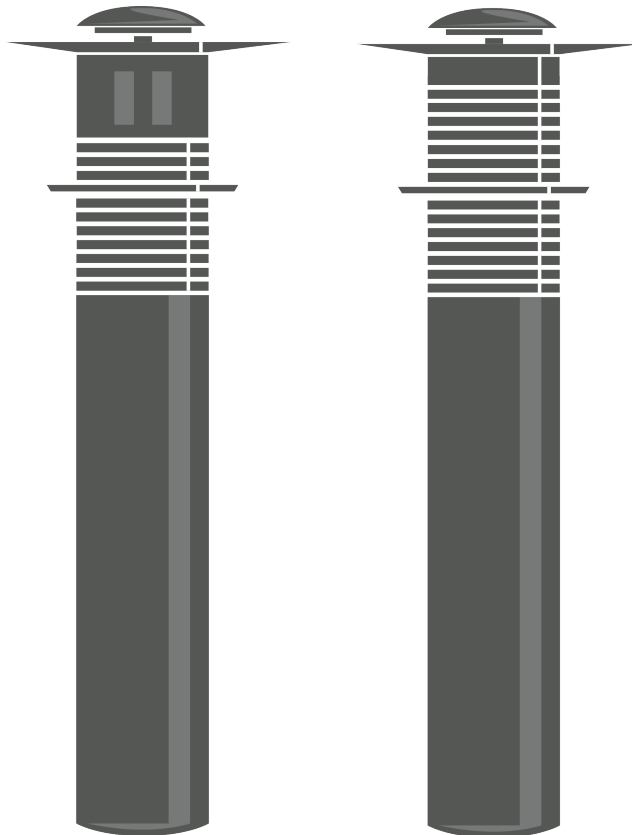
Lavatory Drain Parts **223 - 225**

Fixture Planning Diagrams

Use the bath sink and pedestal sink fixture planning diagram to simplify your product selection and complete your design.

Bath Sink Fixture Planning Diagram **16**

Pedestal Sink Fixture Planning Diagram **17**





20 Hole Brass Lavatory Grid Drain - 6" Tailpiece with Overflow

MT730-2

A decorative, fully plated, 20-hole brass lavatory grid drain for sinks and vessels with overflow.

- Patented "Fast Flow Angle Top"
- No clogging or puddling of water
- Eliminates water spots
- Tailpiece measures 6" Long x 1-1/4" O.D.
- Drain Opening 1-1/2" diameter
- 2-1/2" Threaded Drain Body
- Comes With Overflow
- IAPMO (UPC) Approved

Standard Finishes

MT730-2/BRN	Brushed Nickel	\$ 92
MT730-2/CHBRZ	Champagne Bronze	\$ 219
MT730-2/CPB	Polished Chrome	\$ 69
MT730-2/MB	Matte Black	\$ 186
MT730-2/ORB	Oil Rubbed Bronze	\$ 156
MT730-2/PN	Polished Nickel	\$ 92
MT730-2/ULB	Unlacquered Brass	\$ 69
MT730-2/VB	Venetian Bronze	\$ 156

Group 1 Finishes

All Group 1 Finishes **\$ 186**

Group 2 Finishes

All Group 2 Finishes **\$ 219**



20 Hole Brass Lavatory Grid Drain - 6" Tailpiece without Overflow

MT740-2

A decorative, fully plated, 20-hole brass lavatory grid drain for sinks and vessels without overflow.

- Patented "Fast Flow Angle Top"
- No clogging or puddling of water
- Eliminates water spots
- Tailpiece measures 6" Long x 1-1/4" O.D.
- Drain Opening 1-1/2" diameter
- 2-1/2" Threaded Drain Body
- Comes Without Overflow
- IAPMO (UPC) Approved

Standard Finishes

MT740-2/BRN	Brushed Nickel	\$ 92
MT740-2/CHBRZ	Champagne Bronze	\$ 219
MT740-2/CPB	Polished Chrome	\$ 69
MT740-2/MB	Matte Black	\$ 186
MT740-2/ORB	Oil Rubbed Bronze	\$ 156
MT740-2/PN	Polished Nickel	\$ 92
MT740-2/ULB	Unlacquered Brass	\$ 69
MT740-2/VB	Venetian Bronze	\$ 156

Group 1 Finishes

All Group 1 Finishes **\$ 186**

Group 2 Finishes

All Group 2 Finishes **\$ 219**



20 Hole Brass Lavatory Grid Drain - 8" Tailpiece with Overflow

MT734

A decorative, fully plated, 20-hole brass lavatory grid drain for sinks and vessels with overflow.

- Patented "Fast Flow Angle Top"
- No clogging or puddling of water
- Eliminates water spots
- Tailpiece measures 8" Long x 1-1/4" O.D.
- Drain Opening 1-1/2" diameter
- 2-1/2" Threaded Drain Body
- Comes With Overflow
- IAPMO (UPC) Approved

Standard Finishes

MT734/BRN	Brushed Nickel	\$ 98
MT734/CHBRZ	Champagne Bronze	\$ 231
MT734/CPB	Polished Chrome	\$ 72
MT734/MB	Matte Black	\$ 194
MT734/ORB	Oil Rubbed Bronze	\$ 164
MT734/PN	Polished Nickel	\$ 98
MT734/ULB	Unlacquered Brass	\$ 72
MT734/VB	Venetian Bronze	\$ 164

Group 1 Finishes

All Group 1 Finishes **\$ 194**

Group 2 Finishes

All Group 2 Finishes **\$ 231**



20 Hole Brass Lavatory Grid Drain - 8" Tailpiece without Overflow

MT735

A decorative, fully plated, 20-hole brass lavatory grid drain for sinks and vessels without overflow.

- Patented "Fast Flow Angle Top"
- No clogging or puddling of water
- Eliminates water spots
- Tailpiece measures 8" Long x 1-1/4" O.D.
- Drain Opening 1-1/2" diameter
- 4" Threaded Drain Body
- Comes without Overflow
- IAPMO (UPC) Approved

Standard Finishes

MT735/BRN	Brushed Nickel	\$ 98
MT735/CHBRZ	Champagne Bronze	\$ 231
MT735/CPB	Polished Chrome	\$ 72
MT735/MB	Matte Black	\$ 194
MT735/ORB	Oil Rubbed Bronze	\$ 164
MT735/PN	Polished Nickel	\$ 98
MT735/ULB	Unlacquered Brass	\$ 72
MT735/VB	Venetian Bronze	\$ 164

Group 1 Finishes

All Group 1 Finishes **\$ 194**

Group 2 Finishes

All Group 2 Finishes **\$ 231**



Tear Drop Pattern Lavatory Grid Drain - with Overflow

MT749-3

A teardrop pattern lavatory drain for sinks and vessels with overflow. Fully plated brass drain body and tailpiece.

- Tailpiece measures 8" Long x 1-1/4" O.D.
- Drain Opening 1-1/2" diameter
- 4" Threaded Drain Body
- Comes With Overflow

Standard Finishes

MT749-3/BRN	Brushed Nickel	\$ 98
MT749-3/CHBRZ	Champagne Bronze	\$ 231
MT749-3/CPB	Polished Chrome	\$ 72
MT749-3/MB	Matte Black	\$ 194
MT749-3/ORB	Oil Rubbed Bronze	\$ 164
MT749-3/PN	Polished Nickel	\$ 98
MT749-3/ULB	Unlacquered Brass	\$ 72
MT749-3/VB	Venetian Bronze	\$ 164

Group 1 Finishes

All Group 1 Finishes **\$ 194**

Group 2 Finishes

All Group 2 Finishes **\$ 231**

Tear Drop Pattern Lavatory Grid Drain - without Overflow

MT749

A teardrop pattern lavatory drain for sinks and vessels without overflow. Fully plated brass drain body and tailpiece.

- Tailpiece measures 8" Long x 1-1/4" O.D.
- Drain Opening 1-1/2" diameter
- 4" Threaded Drain Body
- Comes Without Overflow

Standard Finishes

MT749/BRN	Brushed Nickel	\$ 98
MT749/CHBRZ	Champagne Bronze	\$ 231
MT749/CPB	Polished Chrome	\$ 72
MT749/MB	Matte Black	\$ 194
MT749/ORB	Oil Rubbed Bronze	\$ 164
MT749/PN	Polished Nickel	\$ 98
MT749/ULB	Unlacquered Brass	\$ 72
MT749/VB	Venetian Bronze	\$ 164

Group 1 Finishes

All Group 1 Finishes **\$ 194**

Group 2 Finishes

All Group 2 Finishes **\$ 231**

Notes:



EZ-CLICK™ Soft Touch Round Lavatory Drain - with Overflow

MT741

A soft touch lavatory drain for sinks and vessels with overflow. Fully plated brass drain body and tailpiece. Features EZ-Click™ round pop-up drain mechanism.

- Tailpiece measures 8" Long x 1-1/4" O.D.
- Drain Opening 1-1/2" diameter
- 2-1/2" Drain Body
- Comes With Overflow

Standard Finishes

MT741/BRN	Brushed Nickel	\$ 102
MT741/CHBRZ	Champagne Bronze	\$ 242
MT741/CPB	Polished Chrome	\$ 77
MT741/MB	Matte Black	\$ 205
MT741/ORB	Oil Rubbed Bronze	\$ 172
MT741/PN	Polished Nickel	\$ 102
MT741/ULB	Unlacquered Brass	\$ 77
MT741/VB	Venetian Bronze	\$ 172

Group 1 Finishes

All Group 1 Finishes **\$ 205**

Group 2 Finishes

All Group 2 Finishes **\$ 242**

EZ-CLICK™ Soft Touch Round Lavatory Drain - without Overflow

MT742

A soft touch lavatory drain for sinks and vessels without overflow. Fully plated brass drain body and tailpiece. Features EZ-Click™ round pop-up drain mechanism.

- Tailpiece measures 8" Long x 1-1/4" O.D.
- Drain Opening 1-1/2" diameter
- 4" Drain Body
- Comes Without Overflow

Standard Finishes


MT742/BRN	Brushed Nickel	\$ 102
MT742/CHBRZ	Champagne Bronze	\$ 242
MT742/CPB	Polished Chrome	\$ 77
MT742/MB	Matte Black	\$ 205
MT742/ORB	Oil Rubbed Bronze	\$ 172
MT742/PN	Polished Nickel	\$ 102
MT742/ULB	Unlacquered Brass	\$ 77
MT742/VB	Venetian Bronze	\$ 172

Group 1 Finishes

All Group 1 Finishes **\$ 205**

Group 2 Finishes

All Group 2 Finishes **\$ 242**



Dome Style Round Lavatory Drain - with Overflow & Stationary Dome

MT744-3

Dome style lavatory drain for sinks and vessels with overflow. Fully plated brass drain body and tailpiece. Features a stationary round dome.

- Tailpiece measures 8" Long x 1-1/4" O.D.
- Drain Opening 1-1/2" diameter
- 4" Drain Body
- Max Sink 2-1/4" Thick
- With Overflow
- Does Not Seal Water

Standard Finishes

MT744-3/BRN	Brushed Nickel	\$ 191
MT744-3/CHBRZ	Champagne Bronze	\$ 357
MT744-3/CPB	Polished Chrome	\$ 160
MT744-3/MB	Matte Black	\$ 256
MT744-3/ORB	Oil Rubbed Bronze	\$ 209
MT744-3/PN	Polished Nickel	\$ 191
MT744-3/ULB	Unlacquered Brass	\$ 160
MT744-3/VB	Venetian Bronze	\$ 209

Group 1 Finishes

All Group 1 Finishes **\$ 256**

Group 2 Finishes

All Group 2 Finishes **\$ 357**



Dome Style Round Lavatory Drain - without Overflow & Stationary Dome

MT744-2

Dome style lavatory drain for sinks and vessels without overflow. Fully plated brass drain body and tailpiece. Features a stationary round dome.

- Tailpiece measures 8" Long x 1-1/4" O.D.
- Drain Opening 1-1/2" diameter
- 4" Drain Body
- Max Sink 2-1/4" Thick
- Without Overflow
- Does Not Seal Water

Standard Finishes


MT744-2/BRN	Brushed Nickel	\$ 191
MT744-2/CHBRZ	Champagne Bronze	\$ 357
MT744-2/CPB	Polished Chrome	\$ 160
MT744-2/MB	Matte Black	\$ 256
MT744-2/ORB	Oil Rubbed Bronze	\$ 209
MT744-2/PN	Polished Nickel	\$ 191
MT744-2/ULB	Unlacquered Brass	\$ 160
MT744-2/VB	Venetian Bronze	\$ 209

Group 1 Finishes

All Group 1 Finishes **\$ 256**

Group 2 Finishes

All Group 2 Finishes **\$ 357**



Dome Style Round Lavatory Drain - with Overflow & EZ-CLICK™ Soft Touch Dome

MT745-3

Dome style, soft touch lavatory drain for sinks and vessels with overflow. Fully plated brass drain body and tailpiece. Features EZ-Click™ round dome pop-up drain mechanism.

- Tailpiece measures 8" Long x 1-1/4" O.D.
- Drain Opening 1-1/2" diameter
- 4" Drain Body
- Max Sink 2-1/4" Thick
- With Overflow
- Seals Water

Standard Finishes


MT745-3/BRN	Brushed Nickel	\$ 191
MT745-3/CHBRZ	Champagne Bronze	\$ 357
MT745-3/CPB	Polished Chrome	\$ 160
MT745-3/MB	Matte Black	\$ 256
MT745-3/ORB	Oil Rubbed Bronze	\$ 209
MT745-3/PN	Polished Nickel	\$ 191
MT745-3/ULB	Unlacquered Brass	\$ 160
MT745-3/VB	Venetian Bronze	\$ 209

Group 1 Finishes

All Group 1 Finishes **\$ 256**

Group 2 Finishes

All Group 2 Finishes **\$ 357**



Dome Style Round Lavatory Drain - without Overflow & EZ-CLICK™ Soft Touch Dome

MT745-2

Dome style, soft touch lavatory drain for sinks and vessels without overflow. Fully plated brass drain body and tailpiece. Features EZ-Click™ round dome pop-up drain mechanism.

- Tailpiece measures 8" Long x 1-1/4" O.D.
- Drain Opening 1-1/2" diameter
- 4" Drain Body
- Max Sink 2-1/4" Thick
- Without Overflow
- Seals Water

Standard Finishes

MT745-2/BRN	Brushed Nickel	\$ 191
MT745-2/CHBRZ	Champagne Bronze	\$ 357
MT745-2/CPB	Polished Chrome	\$ 160
MT745-2/MB	Matte Black	\$ 256
MT745-2/ORB	Oil Rubbed Bronze	\$ 209
MT745-2/PN	Polished Nickel	\$ 191
MT745-2/ULB	Unlacquered Brass	\$ 160
MT745-2/VB	Venetian Bronze	\$ 209

Group 1 Finishes

All Group 1 Finishes **\$ 256**

Group 2 Finishes

All Group 2 Finishes **\$ 357**



Lift & Turn Lavatory Grid Drain - with Overflow

MT750

Our all-brass lift and turn lavatory drain is designed for sinks and vessels with overflow. Not for use with thin metal sinks. Completely plated for exposed applications. A classic look for that classic touch!

- Tailpiece measures 8" Long x 1-1/4" O.D.
- Drain Opening 1-1/2" diameter
- 2-1/2" Threaded Drain Body
- Comes With Overflow

Standard Finishes

MT750/BRN	Brushed Nickel	\$ 138
MT750/CHBRZ	Champagne Bronze	\$ 258
MT750/CPB	Polished Chrome	\$ 110
MT750/MB	Matte Black	\$ 184
MT750/ORB	Oil Rubbed Bronze	\$ 159
MT750/PN	Polished Nickel	\$ 138
MT750/ULB	Unlacquered Brass	\$ 110
MT750/VB	Venetian Bronze	\$ 159

Group 1 Finishes

All Group 1 Finishes **\$ 184**

Group 2 Finishes

All Group 2 Finishes **\$ 258**

Lift & Turn Lavatory Grid Drain - without Overflow

MT760

Our all-brass lift and turn lavatory drain is designed for sinks and vessels without overflow. Not for use with thin metal sinks. Completely plated for exposed applications. A classic look for that classic touch!

- Tailpiece measures 8" Long x 1-1/4" O.D.
- Drain Opening 1-1/2" diameter
- 4" Threaded Drain Body
- Comes Without Overflow

Standard Finishes

MT760/BRN	Brushed Nickel	\$ 138
MT760/CHBRZ	Champagne Bronze	\$ 258
MT760/CPB	Polished Chrome	\$ 110
MT760/MB	Matte Black	\$ 184
MT760/ORB	Oil Rubbed Bronze	\$ 159
MT760/PN	Polished Nickel	\$ 138
MT760/ULB	Unlacquered Brass	\$ 110
MT760/VB	Venetian Bronze	\$ 159

Group 1 Finishes

All Group 1 Finishes **\$ 184**

Group 2 Finishes

All Group 2 Finishes **\$ 258**



Finger Touch with Overflow

MT743-3

A finger touch lavatory drain for sinks and vessels with overflow. Fully plated brass drain body and tailpiece. Features round flip drain that opens and closes.

- Tailpiece measures 8" Long x 1-1/4" O.D.
- Drain Opening 1-1/2" diameter
- 4" Threaded Drain Body
- Comes With Overflow

Standard Finishes

MT743-3/BRN	Brushed Nickel	\$ 152
MT743-3/CHBRZ	Champagne Bronze	\$ 250
MT743-3/CPB	Polished Chrome	\$ 144
MT743-3/MB	Matte Black	\$ 208
MT743-3/ORB	Oil Rubbed Bronze	\$ 181
MT743-3/PN	Polished Nickel	\$ 152
MT743-3/ULB	Unlacquered Brass	\$ 144
MT743-3/VB	Venetian Bronze	\$ 181

Group 1 Finishes

All Group 1 Finishes **\$ 208**

Group 2 Finishes

All Group 2 Finishes **\$ 250**

Finger Touch without Overflow

MT743

A finger touch lavatory drain for sinks and vessels without overflow. Fully plated brass drain body and tailpiece. Features round flip drain that opens and closes.

- Tailpiece measures 8" Long x 1-1/4" O.D.
- Drain Opening 1-1/2" diameter
- 4" Threaded Drain Body
- Comes Without Overflow

Standard Finishes


MT743/BRN	Brushed Nickel	\$ 152
MT743/CHBRZ	Champagne Bronze	\$ 250
MT743/CPB	Polished Chrome	\$ 144
MT743/MB	Matte Black	\$ 208
MT743/ORB	Oil Rubbed Bronze	\$ 181
MT743/PN	Polished Nickel	\$ 152
MT743/ULB	Unlacquered Brass	\$ 144
MT743/VB	Venetian Bronze	\$ 181

Group 1 Finishes

All Group 1 Finishes **\$ 208**

Group 2 Finishes

All Group 2 Finishes **\$ 250**



Lavatory Pop-Up Drain Assembly with Pop-Up Rod

MT738-3

Lavatory pop-up drain assembly comes with pop-up rod for sinks with overflow. Completely plated brass body and tailpiece.

- Tailpiece measures 8" Long x 1-1/4" O.D.
- Drain Opening 1-1/2" diameter
- Total Length of 12"
- Comes With Overflow

Standard Finishes


MT738-3/BRN	Brushed Nickel	\$ 200
MT738-3/CHBRZ	Champagne Bronze	\$ 496
MT738-3/CPB	Polished Chrome	\$ 152
MT738-3/MB	Matte Black	\$ 353
MT738-3/ORB	Oil Rubbed Bronze	\$ 274
MT738-3/PN	Polished Nickel	\$ 200
MT738-3/ULB	Unlacquered Brass	\$ 152
MT738-3/VB	Venetian Bronze	\$ 274

Group 1 Finishes

All Group 1 Finishes **\$ 353**

Group 2 Finishes

All Group 2 Finishes **\$ 496**



8" Lavatory Drain Tailpiece - Threaded on Both Ends



MT327TP

A 1-1/4" x 8" tailpiece threaded on both ends. Replacement for shorter tailpieces on most manufacturer's lavatory drains with a threaded tailpiece. May be cut to appropriate size.

- 17 Gauge Tailpiece
- 1-1/4" - 27 Threads on both ends

Standard Finishes

MT327TP/BRN	Brushed Nickel	\$ 89
MT327TP/CHBRZ	Champagne Bronze	\$ 145
MT327TP/CPB	Polished Chrome	\$ 64
MT327TP/MB	Matte Black	\$ 103
MT327TP/ORB	Oil Rubbed Bronze	\$ 97
MT327TP/PN	Polished Nickel	\$ 89
MT327TP/ULB	Unlacquered Brass	\$ 64
MT327TP/VB	Venetian Bronze	\$ 97

Group 1 Finishes

All Group 1 Finishes **\$ 103**

Group 2 Finishes

All Group 2 Finishes **\$ 145**

12" Lavatory Drain Tailpiece - Threaded on Both Ends



MT326TP

A 1-1/4" x 12" tailpiece threaded on both ends. Replacement for shorter tailpieces on most manufacturer's lavatory drains with a threaded tailpiece. May be cut to appropriate size.

- 17 Gauge Tailpiece
- 1-1/4" - 27 Threads on both ends

Standard Finishes

MT326TP/BRN	Brushed Nickel	\$ 92
MT326TP/CHBRZ	Champagne Bronze	\$ 149
MT326TP/CPB	Polished Chrome	\$ 67
MT326TP/MB	Matte Black	\$ 107
MT326TP/ORB	Oil Rubbed Bronze	\$ 101
MT326TP/PN	Polished Nickel	\$ 92
MT326TP/ULB	Unlacquered Brass	\$ 67
MT326TP/VB	Venetian Bronze	\$ 101

Group 1 Finishes

All Group 1 Finishes **\$ 107**

Group 2 Finishes

All Group 2 Finishes **\$ 149**



Slip Joint Tailpiece Extension Tube for Lavatory Drains

MT328SJ

A 1-1/4" x 8", 17 gauge Slip Joint Tailpiece Extension Tube for standard P-Traps

Compatible with all Mountain Plumbing lavatory drains

Also compatible with most other manufacturer's lavatory drains

Standard Finishes

MT328SJ/BRN	Brushed Nickel	\$ 72
MT328SJ/CHBRZ	Champagne Bronze	\$ 152
MT328SJ/CPB	Polished Chrome	\$ 59
MT328SJ/MB	Matte Black	\$ 108
MT328SJ/ORB	Oil Rubbed Bronze	\$ 92
MT328SJ/PN	Polished Nickel	\$ 72
MT328SJ/ULB	Unlacquered Brass	\$ 59
MT328SJ/VB	Venetian Bronze	\$ 92

Group 1 Finishes

All Group 1 Finishes **\$ 108**

Group 2 Finishes

All Group 2 Finishes **\$ 152**



European Slip Joint Tailpiece Extension Tube for Lavatory Drains

MT329ESJ

Our European Slip Joint Tailpiece Extension Tube for Lavatory Drains is designed to adapt euro-style lavatory drains to connect to 1-1/4" P-Traps

- Comes with 1-1/4" BSP thread
- Tailpiece measures 4-3/4"

Standard Finishes

MT329ESJ/BRN	Brushed Nickel	\$ 69
MT329ESJ/CHBRZ	Champagne Bronze	\$ 128
MT329ESJ/CPB	Polished Chrome	\$ 59
MT329ESJ/MB	Matte Black	\$ 91
MT329ESJ/ORB	Oil Rubbed Bronze	\$ 76
MT329ESJ/PN	Polished Nickel	\$ 69
MT329ESJ/ULB	Unlacquered Brass	\$ 59
MT329ESJ/VB	Venetian Bronze	\$ 76

Group 1 Finishes

All Group 1 Finishes **\$ 91**

Group 2 Finishes

All Group 2 Finishes **\$ 128**

Notes:

Decorative Lavatory Traps

Section Contents

Duet Finishes - Bottle Trap **227 - 228**

Bottle Traps **229 - 230**

P-Traps **231 - 234**

Lavatory Trap Parts **235 - 236**

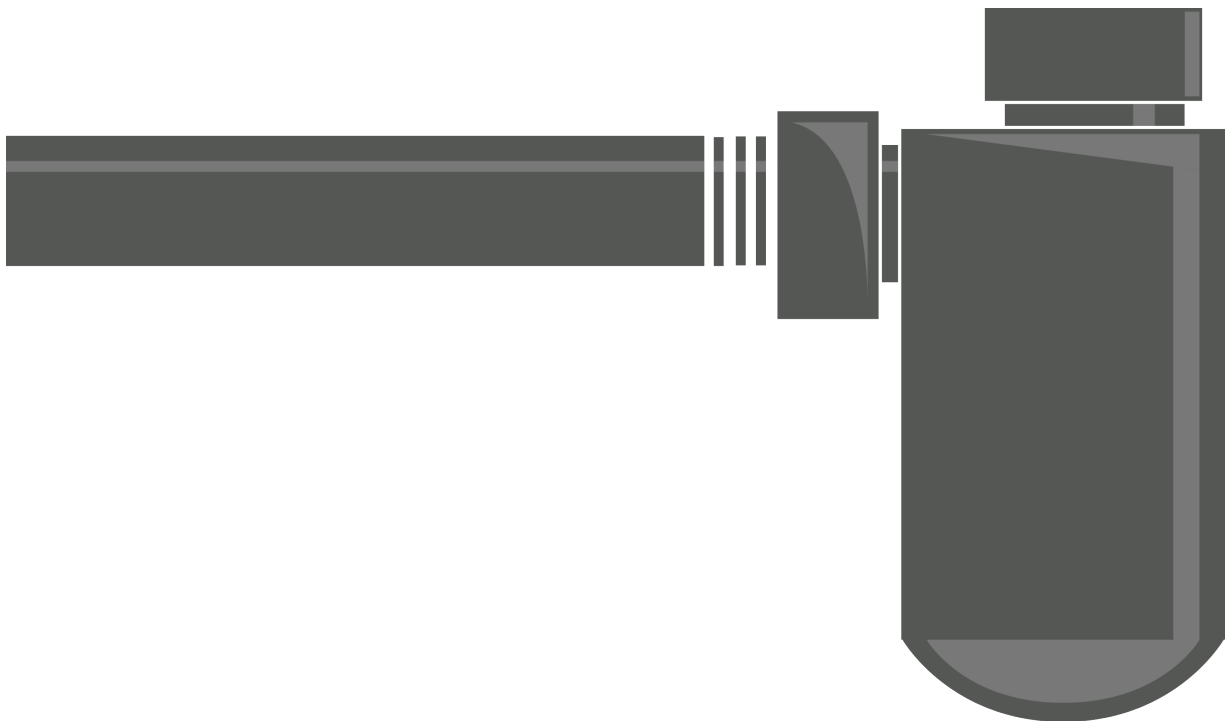
Lavatory Space Saving Trap **236**

Fixture Planning Diagrams

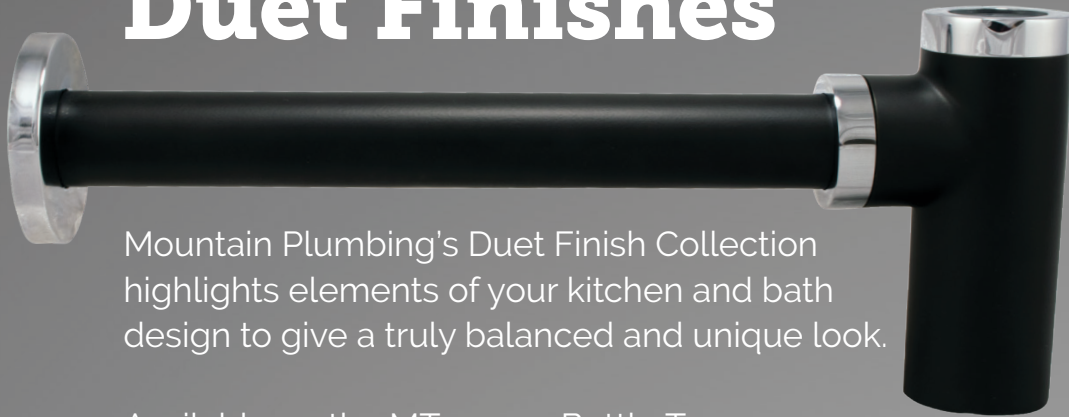
Use the bath sink and pedestal sink fixture planning diagram to simplify your product selection and complete your design.

Bath Sink Fixture Planning Diagram **16**

Pedestal Sink Fixture Planning Diagram **17**



Bottle Trap Duet Finishes



Mountain Plumbing's Duet Finish Collection highlights elements of your kitchen and bath design to give a truly balanced and unique look.

Available on the MT2000-2 Bottle Trap
Page 230

Ordering Duet Products

All Duet products come with Matte Black as the base finish.
To order please use the following three step instructions:

1. Find the Product You Want in a Duet Finish			2. Select Accent Finish & Use Model # Below to Order			
Standard Model #	Product Name	Page	Brushed Nickel	Polished Chrome	Polished Nickel	Champagne Bronze
MT2000-2	Decorative Bottle Trap with Clean-Out Plug	230	MT2000-2D/BRN	MT2000-2D/CPB	MT2000-2D/PN	MT2000-2D/CHBRZ
MT5003L-NL	Lever Handle Angle Valve	144	MT5003L-NLD/BRN	MT5003L-NLD/CPB	MT5003L-NLD/PN	MT5003L-NLD/CHBRZ
MT300	Classic 3-1/2" Deluxe Stemball Kitchen Strainer	41	MT300D/BRN	MT300D/CPB	MT300D/PN	MT300D/CHBRZ
MT200EV	Complete Stopper & Strainer Unit Waste Disposer Trim	45	MT200EVD/BRN	MT200EVD/CPB	MT200EVD/PN	MT200EVD/CHBRZ
MT202	Extended Flange Stopper & Strainer Unit Waste Disposer Trim	45	MT202D/BRN	MT202D/CPB	MT202D/PN	MT202D/CHBRZ
MT957R	Round Deluxe Raised Air Switch with Freedom Mount	31	MT957RD/BRN	MT957RD/CPB	MT957RD/PN	MT957RD/CHBRZ
MT1830-NL	Hot Water Faucet - Contemporary Round Body (90° Spout)	66	MT1830-NLD/PVDBRN	MT1830-NLD/CPB	MT1830-NLD/PVDPN	MT1830-NLD/CHBRZ
MT1840-NL	Hot Water Faucet - Contemporary Round Body	67	MT1840-NLD/PVDBRN	MT1840-NLD/CPB	MT1840-NLD/PVDPN	MT1840-NLD/CHBRZ
MT1831-NL	Hot & Cold Faucet - Contemporary Round Body (90° Spout)	78	MT1831-NLD/PVDBRN	MT1831-NLD/CPB	MT1831-NLD/PVDPN	MT1831-NLD/CHBRZ
MT1841-NL	Hot & Cold Faucet - Contemporary Round Body	79	MT1841-NLD/PVDBRN	MT1841-NLD/CPB	MT1841-NLD/PVDPN	MT1841-NLD/CHBRZ
MT1833-NL	Point-of-Use Faucet - Contemporary Round Body (90° Spout)	90	MT1833-NLD/PVDBRN	MT1833-NLD/CPB	MT1833-NLD/PVDPN	MT1833-NLD/CHBRZ
MT1843-NL	Point-of-Use Faucet - Contemporary Round Body	91	MT1843-NLD/PVDBRN	MT1843-NLD/CPB	MT1843-NLD/PVDPN	MT1843-NLD/CHBRZ
Products with Knurling						
MT1830-NL	Hot Water Faucet - Contemporary Round Body (90° Spout)	XX	MT1830-NLDK/PVDBRN	MT1830-NLDK/CPB	MT1830-NLDK/PVDPN	MT1830-NLDK/CHBRZ
MT1840-NL	Hot Water Faucet - Contemporary Round Body	XX	MT1840-NLDK/PVDBRN	MT1840-NLDK/CPB	MT1840-NLDK/PVDPN	MT1840-NLDK/CHBRZ
MT1831-NL	Hot & Cold Faucet - Contemporary Round Body (90° Spout)	XX	MT1831-NLDK/PVDBRN	MT1831-NLDK/CPB	MT1831-NLDK/PVDPN	MT1831-NLDK/CHBRZ
MT1841-NL	Hot & Cold Faucet - Contemporary Round Body	XX	MT1841-NLDK/PVDBRN	MT1841-NLDK/CPB	MT1841-NLDK/PVDPN	MT1841-NLDK/CHBRZ
MT1833-NL	Point-of-Use Faucet - Contemporary Round Body (90° Spout)	XX	MT1833-NLDK/PVDBRN	MT1833-NLDK/CPB	MT1833-NLDK/PVDPN	MT1833-NLDK/CHBRZ
MT1843-NL	Point-of-Use Faucet - Contemporary Round Body	XX	MT1843-NLDK/PVDBRN	MT1843-NLDK/CPB	MT1843-NLDK/PVDPN	MT1843-NLDK/CHBRZ

3a. Brushed Nickel - Find Prices & Order

Brushed Nickel	Price
MT2000-2D/BRN	\$ 461
MT5003L-NLD/BRN	\$ 208
MT300D/BRN	\$ 167
MT200EVD/BRN	\$ 171
MT202D/BRN	\$ 182
MT957RD/BRN	\$ 283
MT1830-NLD/PVDBRN	\$ 680
MT1840-NLD/PVDBRN	\$ 680
MT1831-NLD/PVDBRN	\$ 870
MT1841-NLD/PVDBRN	\$ 870
MT1833-NLD/PVDBRN	\$ 539
MT1843-NLD/PVDBRN	\$ 539
Products with Knurling	
MT1830-NLDK/PVDBRN	\$ 736
MT1840-NLDK/PVDBRN	\$ 736
MT1831-NLDK/PVDBRN	\$ 954
MT1841-NLDK/PVDBRN	\$ 954
MT1833-NLDK/PVDBRN	\$ 595
MT1843-NLDK/PVDBRN	\$ 595

3b. Polished Chrome - Find Prices & Order

Brushed Nickel	Price
MT2000-2D/CPB	\$ 461
MT5003L-NLD/CPB	\$ 208
MT300D/CPB	\$ 167
MT200EVD/CPB	\$ 171
MT202D/CPB	\$ 182
MT957RD/CPB	\$ 283
MT1830-NLD/CPB	\$ 680
MT1840-NLD/CPB	\$ 680
MT1831-NLD/CPB	\$ 870
MT1841-NLD/CPB	\$ 870
MT1833-NLD/CPB	\$ 539
MT1843-NLD/CPB	\$ 539
Products with Knurling	
MT1830-NLDK/CPB	\$ 736
MT1840-NLDK/CPB	\$ 736
MT1831-NLDK/CPB	\$ 954
MT1841-NLDK/CPB	\$ 954
MT1833-NLDK/CPB	\$ 595
MT1843-NLDK/CPB	\$ 595

3c. Polished Nickel - Find Prices & Order


Brushed Nickel	Price
MT2000-2D/PN	\$ 461
MT5003L-NLD/PN	\$ 208
MT300D/PN	\$ 167
MT200EVD/PN	\$ 171
MT202D/PN	\$ 182
MT957RD/PN	\$ 283
MT1830-NLD/PVDPN	\$ 680
MT1840-NLD/PVDPN	\$ 680
MT1831-NLD/PVDPN	\$ 870
MT1841-NLD/PVDPN	\$ 870
MT1833-NLD/PVDPN	\$ 539
MT1843-NLD/PVDPN	\$ 539
Products with Knurling	
MT1830-NLDK/PVDPN	\$ 736
MT1840-NLDK/PVDPN	\$ 736
MT1831-NLDK/PVDPN	\$ 954
MT1841-NLDK/PVDPN	\$ 954
MT1833-NLDK/PVDPN	\$ 595
MT1843-NLDK/PVDPN	\$ 595

3d. Champagne Bronze - Find Prices & Order

Brushed Nickel	Price
MT2000-2D/CHBRZ	\$ 461
MT5003L-NLD/CHBRZ	\$ 208
MT300D/CHBRZ	\$ 167
MT200EVD/CHBRZ	\$ 171
MT202D/CHBRZ	\$ 182
MT957RD/CHBRZ	\$ 283
MT1830-NLD/CHBRZ	\$ 680
MT1840-NLD/CHBRZ	\$ 680
MT1831-NLD/CHBRZ	\$ 870
MT1841-NLD/CHBRZ	\$ 870
MT1833-NLD/CHBRZ	\$ 539
MT1843-NLD/CHBRZ	\$ 539
Products with Knurling	
MT1830-NLDK/CHBRZ	\$ 736
MT1840-NLDK/CHBRZ	\$ 736
MT1831-NLDK/CHBRZ	\$ 954
MT1841-NLDK/CHBRZ	\$ 954
MT1833-NLDK/CHBRZ	\$ 595
MT1843-NLDK/CHBRZ	\$ 595

Look for the  icon to find products available in Duet Finishes throughout the 2020 Price Book

Bottle Traps



Deluxe Decorative Bottle Trap

MT1000

Our traditional style decorative lavatory bottle trap for exposed applications.

- Patented design with a heavy cast brass body
- Fully plated drain with 17 gauge tube
- 1-1/4" x 1-1/4" trap with 9" drain tube
- Includes flange and reducer seal to attach 1-1/4" drain tube to 1-1/2" wall drain
- IAPMO (UPC) Approved

Standard Finishes

MT1000/BRN	Brushed Nickel	\$ 253
MT1000/CHBRZ	Champagne Bronze	\$ 585
MT1000/CPB	Polished Chrome	\$ 214
MT1000/MB	Matte Black	\$ 416
MT1000/ORB	Oil Rubbed Bronze	\$ 372
MT1000/PN	Polished Nickel	\$ 253
MT1000/ULB	Unlacquered Brass	\$ 214
MT1000/VB	Venetian Bronze	\$ 372

Group 1 Finishes

All Group 1 Finishes \$ 416

Group 2 Finishes

All Group 2 Finishes \$ 585



Square Style Decorative Bottle Trap

MT3000

Our square style decorative lavatory bottle trap for exposed applications.

- Fully plated drain with 17 gauge tube
- 1-1/4" x 1-1/4" trap with 9" drain tube
- Includes flange and reducer seal to attach 1-1/4" drain tube to 1-1/2" wall drain
- IAPMO (UPC) Approved
- This the first square bottle trap to be approved in the USA

Standard Finishes

MT3000/BRN	Brushed Nickel	\$ 343
MT3000/CHBRZ	Champagne Bronze	\$ 615
MT3000/CPB	Polished Chrome	\$ 287
MT3000/MB	Matte Black	\$ 440
MT3000/ORB	Oil Rubbed Bronze	\$ 412
MT3000/PN	Polished Nickel	\$ 343
MT3000/ULB	Unlacquered Brass	\$ 287
MT3000/VB	Venetian Bronze	\$ 412


Group 1 Finishes

All Group 1 Finishes \$ 440

Group 2 Finishes

All Group 2 Finishes \$ 615

Bottle Traps



Comes with Clean-Out Plug

Round Style Decorative Bottle Trap with Clean-Out Plug

MT2000-2

Our round style decorative lavatory bottle trap for exposed applications.

- Fully plated drain with 17 gauge tube
- 1-1/4" x 1-1/4" trap with 11" drain tube
- Includes flange and reducer seal to attach 1-1/4" drain tube to 1-1/2" wall drain
- Drain body is 4-3/4" tall
- Patented feature eliminates long drain tubes from closing water seal

Standard Finishes

MT2000-2/BRN	Brushed Nickel	\$ 343
MT2000-2/CHBRZ	Champagne Bronze	\$ 615
MT2000-2/CPB	Polished Chrome	\$ 287
MT2000-2/MB	Matte Black	\$ 440
MT2000-2/ORB	Oil Rubbed Bronze	\$ 412
MT2000-2/PN	Polished Nickel	\$ 343
MT2000-2/ULB	Unlacquered Brass	\$ 287
MT2000-2/VB	Venetian Bronze	\$ 412

Group 1 Finishes

All Group 1 Finishes	\$ 440
----------------------	--------

Group 2 Finishes

All Group 2 Finishes	\$ 615
----------------------	--------

Duet Finishes

MT2000-2D/BRN	Brushed Nickel	\$ 461
MT2000-2D/CHBRZ	Champagne Bronze	\$ 461
MT2000-2D/CPB	Polished Chrome	\$ 461
MT2000-2D/PN	Polished Nickel	\$ 461

(Matte Black is the Base Color for All Duet Products)

For Complete Lavatory Supply Kits with Bottle Trap See Pages 169 - 174

Notes:

P-Traps



1-1/4" P-Trap - Traditional Style with High Box Flange

MT3140

A traditionally styled 1-1/4" x 1-1/4" Lavatory P-Trap.

- 17 gauge brass
- Includes High Box Flange

Consists of:

- 1 - MT301X 1-1/4" x 1-1/4" P-Trap
- 1 - MT314X 3" Diameter x 1-1/2" High Box flange

Standard Finishes

MT3140/BRN	Brushed Nickel	\$ 187
MT3140/CHBRZ	Champagne Bronze	\$ 356
MT3140/CPB	Polished Chrome	\$ 144
MT3140/MB	Matte Black	\$ 274
MT3140/ORB	Oil Rubbed Bronze	\$ 242
MT3140/PN	Polished Nickel	\$ 187
MT3140/ULB	Unlacquered Brass	\$ 144
MT3140/VB	Venetian Bronze	\$ 242

Group 1 Finishes

All Group 1 Finishes

Group 2 Finishes

All Group 2 Finishes

1-1/2" P-Trap - Traditional Style with High Box Flange

MT3130

A traditionally styled 1-1/2" x 1-1/2" Lavatory P-Trap.

- 17 gauge brass
- Includes High Box Flange

Consists of:

- 1 - MT302X 1-1/2" x 1-1/2" P-Trap
- 1 - MT313X 3" Diameter x 1-1/2" High Box flange
- Includes reducing washer to fit 1-1/4" tailpiece

Standard Finishes

MT3130/BRN	Brushed Nickel	\$ 187
MT3130/CHBRZ	Champagne Bronze	\$ 356
MT3130/CPB	Polished Chrome	\$ 144
MT3130/MB	Matte Black	\$ 274
MT3130/ORB	Oil Rubbed Bronze	\$ 242
MT3130/PN	Polished Nickel	\$ 187
MT3130/ULB	Unlacquered Brass	\$ 144
MT3130/VB	Venetian Bronze	\$ 242

Group 1 Finishes

All Group 1 Finishes **\$ 274**

Group 2 Finishes

All Group 2 Finishes **\$ 356**

Notes:

P-Traps



1-1/4" P-Trap - Traditional Style - No Flange

MT301X

A traditionally styled 1-1/4" x 1-1/4" Lavatory P-Trap.

- 17 gauge brass
- Flange not included - Use high box flange MT314X

Standard Finishes

MT301X/BRN	Brushed Nickel	\$ 160
MT301X/CHBRZ	Champagne Bronze	\$ 292
MT301X/CPB	Polished Chrome	\$ 122
MT301X/MB	Matte Black	\$ 229
MT301X/ORB	Oil Rubbed Bronze	\$ 198
MT301X/PN	Polished Nickel	\$ 160
MT301X/ULB	Unlacquered Brass	\$ 122
MT301X/VB	Venetian Bronze	\$ 198

Group 1 Finishes

All Group 1 Finishes **\$ 229**

Group 2 Finishes

All Group 2 Finishes **\$ 292**

1-1/2" P-Trap - Traditional Style - No Flange

MT302X

A traditionally styled 1-1/2" x 1-1/2" Lavatory P-Trap.

- 17 gauge brass
- Flange not included - Use high box flange MT313X
- Includes reducing washer to fit 1-1/2" x 1-1/4" tailpiece

Standard Finishes

MT302X/BRN	Brushed Nickel	\$ 160
MT302X/CHBRZ	Champagne Bronze	\$ 292
MT302X/CPB	Polished Chrome	\$ 122
MT302X/MB	Matte Black	\$ 229
MT302X/ORB	Oil Rubbed Bronze	\$ 198
MT302X/PN	Polished Nickel	\$ 160
MT302X/ULB	Unlacquered Brass	\$ 122
MT302X/VB	Venetian Bronze	\$ 198

Group 1 Finishes

All Group 1 Finishes **\$ 229**

Group 2 Finishes

All Group 2 Finishes **\$ 292**

For Complete Lavatory Supply Kits with P-Trap See Pages 174 - 183

Notes:

P-Traps



1-1/2" P-Trap - Traditional Style - with Clean-Out Plug

MT305X

A traditionally styled 1-1/2" x 1-1/2" Lavatory P-Trap with Clean-Out.

- 17 gauge brass
- Flange not included - Use high box flange MT313X
- Includes reducing washer to fit 1-1/4" tailpiece
- IAPMO cUPC Approved

Standard Finishes

MT305X/BRN	Brushed Nickel	\$ 197
MT305X/CHBRZ	Champagne Bronze	\$ 378
MT305X/CPB	Polished Chrome	\$ 155
MT305X/MB	Matte Black	\$ 270
MT305X/ORB	Oil Rubbed Bronze	\$ 231
MT305X/PN	Polished Nickel	\$ 197
MT305X/ULB	Unlacquered Brass	\$ 155
MT305X/VB	Venetian Bronze	\$ 231

Group 1 Finishes

All Group 1 Finishes	\$ 270
----------------------	--------

Group 2 Finishes

All Group 2 Finishes	\$ 378
----------------------	--------



1-1/2" P-Trap - Traditional Style with Clean-Out Plug & High Box Flange

MT315X

A traditionally styled 1-1/2" x 1-1/2" Lavatory P-Trap with Clean-Out.

- 17 gauge brass
- Includes High Box flange

Consists of:

- 1 - MT305X 1-1/2" x 1-1/2" P-Trap with Clean-Out
- 1 - MT313X 3" Diameter x 1-1/2" High Box flange
- Includes reducing washer to fit 1-1/4" tailpiece

Standard Finishes

MT315X/BRN	Brushed Nickel	\$ 223
MT315X/CHBRZ	Champagne Bronze	\$ 439
MT315X/CPB	Polished Chrome	\$ 176
MT315X/MB	Matte Black	\$ 313
MT315X/ORB	Oil Rubbed Bronze	\$ 272
MT315X/PN	Polished Nickel	\$ 223
MT315X/ULB	Unlacquered Brass	\$ 176
MT315X/VB	Venetian Bronze	\$ 272

Group 1 Finishes

All Group 1 Finishes	\$ 313
----------------------	--------

Group 2 Finishes

All Group 2 Finishes	\$ 439
----------------------	--------



24" Lavatory Drain Extension

MT301X24

A traditionally styled 24" Lavatory Extension Arm for 1-1/4" x 1-1/4" P-Trap model MT301X

- 17 gauge brass
- Flange not included

MT302X24

A traditionally styled 24" Lavatory Extension Arm for 1-1/2" x 1-1/2" P-Trap model MT302X

- 17 gauge brass
- Flange not included

Standard Finishes

MT301X24/BRN	MT302X24/BRN	Brushed Nickel	\$ 230
MT301X24/CHBRZ	MT302X24/CHBRZ	Champagne Bronze	\$ 433
MT301X24/CPB	MT302X24/CPB	Polished Chrome	\$ 159
MT301X24/MB	MT302X24/MB	Matte Black	\$ 307
MT301X24/ORB	MT302X24/ORB	Oil Rubbed Bronze	\$ 246
MT301X24/PN	MT302X24/PN	Polished Nickel	\$ 230
MT301X24/ULB	MT302X24/ULB	Unlacquered Brass	\$ 159
MT301X24/VB	MT302X24/VB	Venetian Bronze	\$ 246

Group 1 Finishes

All Group 1 Finishes **\$ 307**

Group 2 Finishes

All Group 2 Finishes **\$ 433**

1-1/4" & 1-1/2" High Box Flange

MT314X

A 1-1/4" high box flange for 1-1/4" I.D. P-Traps

- 3" O.D. x 1-1/4" I.D. x 1-3/4" HT.
- Brass

MT313X

A 1-1/2" high box flange for 1-1/2" I.D. P-Traps

- 3" O.D. x 1-1/2" I.D. x 1-3/4" HT.
- Brass



Standard Finishes

MT314X/BRN	MT313X/BRN	Brushed Nickel	\$ 26
MT314X/CHBRZ	MT313X/CHBRZ	Champagne Bronze	\$ 61
MT314X/CPB	MT313X/CPB	Polished Chrome	\$ 21
MT314X/MB	MT313X/MB	Matte Black	\$ 43
MT314X/ORB	MT313X/ORB	Oil Rubbed Bronze	\$ 41
MT314X/PN	MT313X/PN	Polished Nickel	\$ 26
MT314X/ULB	MT313X/ULB	Unlacquered Brass	\$ 21
MT314X/VB	MT313X/VB	Venetian Bronze	\$ 41

Group 1 Finishes

All Group 1 Finishes **\$ 43**

Group 2 Finishes

All Group 2 Finishes **\$ 61**



Waste Pipe for Deluxe, Round, & Square Bottle Traps

MT406

This 1-1/4" O.D. x 16" long waste arm is designed for the deluxe, round, and square bottle traps. Use when the standard supplied waste arm is too short for your application.

- 17 gauge brass
- Flange not included
- Use with lavatory trap model numbers MT1000, MT2000-2, and MT3000

Standard Finishes

MT406/BRN	Brushed Nickel	\$ 124
MT406/CHBRZ	Champagne Bronze	\$ 221
MT406/CPB	Polished Chrome	\$ 72
MT406/MB	Matte Black	\$ 156
MT406/ORB	Oil Rubbed Bronze	\$ 140
MT406/PN	Polished Nickel	\$ 124
MT406/ULB	Unlacquered Brass	\$ 72
MT406/VB	Venetian Bronze	\$ 140

Group 1 Finishes

All Group 1 Finishes **\$ 156**

Group 2 Finishes

All Group 2 Finishes **\$ 221**



Space Saving Trap for Lavatory Sinks

MTSSTLAV **\$30**

- By raising the tailpiece and redirecting the P-Trap to the back of the cabinet, you ensure maximum storage space
- Kit includes everything needed to hook up a lavatory sink

Notes:

Section Contents

Kohler **239 - 240**

TOTO **240 - 242**

Icera **242**

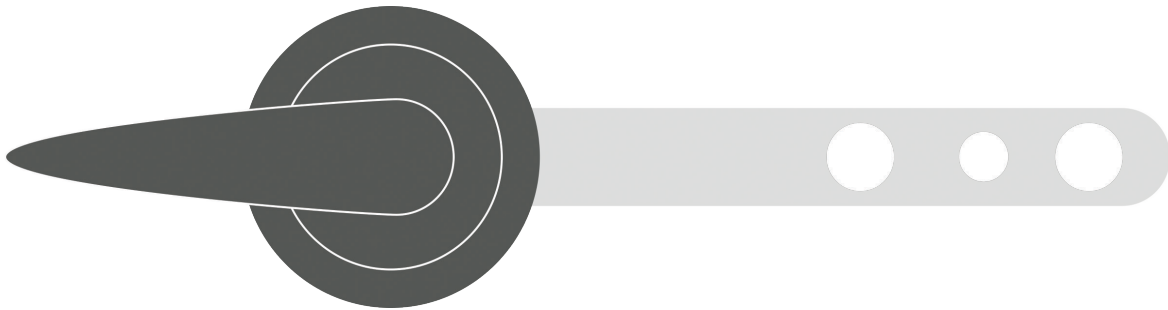
AXENT **242**

Wax Rings **242**

Fixture Planning Diagrams

Use the toilet fixture planning diagram to simplify your product selection and complete your design.

Toilet Fixture Planning Diagram **18**





Side Mount Toilet Tank Lever - Kohler Wellworth Model Toilets

MT9379
This traditional style side mount toilet tank lever is the perfect finishing touch to your toilet. Available in a variety of finishes to match every fixture in your bathroom.

Kohler Wellworth Model Toilets: K-3947, K-3948, K-3977, K-3978, K-3997, K-3998

Standard Finishes

MT9379/BRN	Brushed Nickel	\$ 57
MT9379/CHBRZ	Champagne Bronze	\$ 87
MT9379/MB	Matte Black	\$ 75
MT9379/ORB	Oil Rubbed Bronze	\$ 66
MT9379/PN	Polished Nickel	\$ 57
MT9379/ULB	Unlacquered Brass	\$ 38
MT9379/VB	Venetian Bronze	\$ 66

Group 1 Finishes

All Group 1 Finishes	\$ 75
----------------------	--------------

Group 2 Finishes

All Group 2 Finishes	\$ 87
----------------------	--------------



Side Mount Toilet Tank Lever - Kohler Model Toilets K-3490, K-3591, K-14247

MT9437
This traditional style side mount toilet tank lever is the perfect finishing touch to your toilet. Available in a variety of finishes to match every fixture in your bathroom.

Kohler Model Toilets: K-3490, K-3591, K-14247

Standard Finishes

MT9437/BRN	Brushed Nickel	\$ 55
MT9437/CHBRZ	Champagne Bronze	\$ 144
MT9437/MB	Matte Black	\$ 102
MT9437/ORB	Oil Rubbed Bronze	\$ 74
MT9437/PN	Polished Nickel	\$ 55
MT9437/ULB	Unlacquered Brass	\$ 41
MT9437/VB	Venetian Bronze	\$ 74

Group 1 Finishes

All Group 1 Finishes	\$ 102
----------------------	---------------

Group 2 Finishes

All Group 2 Finishes	\$ 144
----------------------	---------------

Front Mount Toilet Tank Lever - Kohler Model Toilets K-3486, K-3651



MT9461
This traditional style side mount toilet tank lever is the perfect finishing touch to your toilet. Available in a variety of finishes to match every fixture in your bathroom.

Kohler Model Toilets: K-3486, K-3651

Standard Finishes

MT9461/BRN	Brushed Nickel	\$ 55
MT9461/CHBRZ	Champagne Bronze	\$ 144
MT9461/MB	Matte Black	\$ 102
MT9461/ORB	Oil Rubbed Bronze	\$ 74
MT9461/PN	Polished Nickel	\$ 55
MT9461/ULB	Unlacquered Brass	\$ 44
MT9461/VB	Venetian Bronze	\$ 74

Group 1 Finishes

All Group 1 Finishes	\$ 102
----------------------	---------------

Group 2 Finishes

All Group 2 Finishes	\$ 144
----------------------	---------------



Front Mount Toilet Tank Lever - Kohler Model Toilets K-3496, K-3497, K-3589

MT9466-L

This contemporary style side mount toilet tank lever is the perfect finishing touch to your toilet. Available in a variety of finishes to match every fixture in your bathroom.

Kohler Model Toilets: K-3496, K-3497, K-3589

Standard Finishes

MT9466-L/BRN	Brushed Nickel	\$ 46
MT9466-L/CHBRZ	Champagne Bronze	\$ 125
MT9466-L/MB	Matte Black	\$ 88
MT9466-L/ORB	Oil Rubbed Bronze	\$ 63
MT9466-L/PN	Polished Nickel	\$ 46
MT9466-L/ULB	Unlacquered Brass	\$ 30
MT9466-L/VB	Venetian Bronze	\$ 63

Group 1 Finishes

All Group 1 Finishes \$ 88

Group 2 Finishes

All Group 2 Finishes \$ 125



Side Mount Toilet Tank Lever - TOTO "Ultramax", "Carolina", "Carlyle", "Supreme"

MT904

This contemporary style side mount toilet tank lever is the perfect finishing touch to your toilet. Available in a variety of finishes to match every fixture in your bathroom.

Fits TOTO Model# THU004 for Ultramax, Carolina, Carlyle and Supreme toilets.

Standard Finishes

MT904/BRN	Brushed Nickel	\$ 59
MT904/CHBRZ	Champagne Bronze	\$ 115
MT904/CPB	Polished Chrome	\$ 42
MT904/MB	Matte Black	\$ 83
MT904/ORB	Oil Rubbed Bronze	\$ 63
MT904/PN	Polished Nickel	\$ 59
MT904/ULB	Unlacquered Brass	\$ 42
MT904/VB	Venetian Bronze	\$ 63

Group 1 Finishes

All Group 1 Finishes \$ 83

Group 2 Finishes

All Group 2 Finishes \$ 115

Side Mount Toilet Tank Lever - TOTO "Carrollton", "Promenade", "Whitney", "Dartmouth"

MT9141

This traditional style side mount toilet tank lever is the perfect finishing touch to your toilet. Available in a variety of finishes to match every fixture in your bathroom.

Fits TOTO Model# THU141 for Carrollton, Promenade, Whitney, and Dartmouth toilets.

Standard Finishes

MT9141/BRN	Brushed Nickel	\$ 118
MT9141/CHBRZ	Champagne Bronze	\$ 193
MT9141/CPB	Polished Chrome	\$ 84
MT9141/MB	Matte Black	\$ 139
MT9141/ORB	Oil Rubbed Bronze	\$ 128
MT9141/PN	Polished Nickel	\$ 118
MT9141/ULB	Unlacquered Brass	\$ 84
MT9141/VB	Venetian Bronze	\$ 128

Group 1 Finishes

All Group 1 Finishes \$ 139

Group 2 Finishes

All Group 2 Finishes \$ 193





Side Mount Toilet Tank Lever - TOTO "Bristol", "Drake", "Vespin"

MT968

This contemporary style side mount toilet tank lever is the perfect finishing touch to your toilet. Available in a variety of finishes to match every fixture in your bathroom.

Fits TOTO Model# THU068 for Bristol, Drake, and Vespin toilets.

Standard Finishes

MT968/BRN	Brushed Nickel	\$ 59
MT968/CHBRZ	Champagne Bronze	\$ 115
MT968/CPB	Polished Chrome	\$ 42
MT968/MB	Matte Black	\$ 83
MT968/ORB	Oil Rubbed Bronze	\$ 63
MT968/PN	Polished Nickel	\$ 59
MT968/ULB	Unlacquered Brass	\$ 42
MT968/VB	Venetian Bronze	\$ 63


Group 1 Finishes

All Group 1 Finishes	\$ 83
----------------------	-------

Group 2 Finishes

All Group 2 Finishes	\$ 115
----------------------	--------

Front Mount Toilet Tank Lever - TOTO "Soiree"



MT2250

This contemporary style front mount toilet tank lever is the perfect finishing touch to your toilet. Available in a variety of finishes to match every fixture in your bathroom.

Fits TOTO "Soiree" Model Toilets

Standard Finishes

MT2250/BRN	Brushed Nickel	\$ 82
MT2250/CHBRZ	Champagne Bronze	\$ 159
MT2250/CPB	Polished Chrome	\$ 59
MT2250/MB	Matte Black	\$ 114
MT2250/ORB	Oil Rubbed Bronze	\$ 92
MT2250/PN	Polished Nickel	\$ 82
MT2250/ULB	Unlacquered Brass	\$ 59
MT2250/VB	Venetian Bronze	\$ 92

Group 1 Finishes

All Group 1 Finishes	\$ 114
----------------------	--------

Group 2 Finishes

All Group 2 Finishes	\$ 159
----------------------	--------

Dual Flush Style Toilet Flusher for TOTO Aquia



MT221-160

Dual Flush style toilet flusher allows for conservation of water by reducing gallons used per flush. This will become the perfect finishing touch to your toilet!

Fits TOTO Aquia Model #'s:

- CST412MF
- CST412MF.10
- CS414M
- CST416M
- CST464MF

Standard Finishes


MT221-160/BRN	Brushed Nickel	\$ 131
MT221-160/CHBRZ	Champagne Bronze	\$ 197
MT221-160/CPB	Polished Chrome	\$ 121
MT221-160/MB	Matte Black	\$ 162
MT221-160/ORB	Oil Rubbed Bronze	\$ 148
MT221-160/PN	Polished Nickel	\$ 131
MT221-160/ULB	Unlacquered Brass	\$ 121
MT221-160/VB	Venetian Bronze	\$ 148

Group 1 Finishes

All Group 1 Finishes	\$ 162
----------------------	--------

Group 2 Finishes

All Group 2 Finishes	\$ 197
----------------------	--------



Side Mount Toilet Tank Lever - TOTO "Guinevere"

MT2310

This contemporary style side mount toilet tank lever is the perfect finishing touch to your toilet. Available in a variety of finishes to match every fixture in your bathroom.

Fits TOTO "Guinevere" Model Toilets

Standard Finishes


MT2310/BRN	Brushed Nickel	\$ 101
MT2310/CHBRZ	Champagne Bronze	\$ 176
MT2310/CPB	Polished Chrome	\$ 78
MT2310/MB	Matte Black	\$ 125
MT2310/ORB	Oil Rubbed Bronze	\$ 108
MT2310/PN	Polished Nickel	\$ 101
MT2310/ULB	Unlacquered Brass	\$ 78
MT2310/VB	Venetian Bronze	\$ 108

Group 1 Finishes

All Group 1 Finishes **\$ 125**

Group 2 Finishes

All Group 2 Finishes **\$ 176**



Front Mount Toilet Tank Lever - Icera F-65, AXENT

MT65

This traditional style front mount toilet tank lever is the perfect finishing touch to your toilet. Available in a variety of finishes to match every fixture in your bathroom.

Fits Icera "Julien", "Riose", "Vanier", & "Willshire" Model Toilets

Fits AXENT Model Toilets

Standard Finishes

MT65/BRN	Brushed Nickel	\$ 82
MT65/CHBRZ	Champagne Bronze	\$ 130
MT65/CPB	Polished Chrome	\$ 55
MT65/MB	Matte Black	\$ 109
MT65/ORB	Oil Rubbed Bronze	\$ 98
MT65/PN	Polished Nickel	\$ 82
MT65/ULB	Unlacquered Brass	\$ 55
MT65/VB	Venetian Bronze	\$ 98

Group 1 Finishes

All Group 1 Finishes **\$ 109**

Group 2 Finishes

All Group 2 Finishes **\$ 130**

Don't Forget the Wax Ring!



Wax Ring

MT27WRB \$ 18



Wax Ring with Gasket

MT27TSK \$ 51

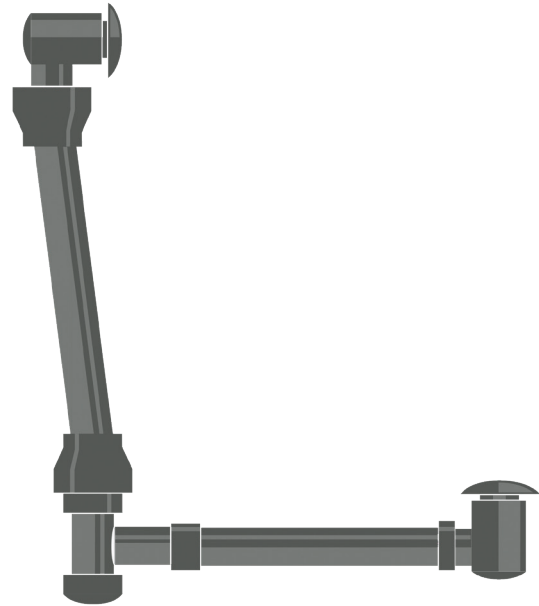
Get the Most Out of Your Bathtub

DoubleFlex™

Bath waste installations just became faster and easier. Introducing the new Mountain DoubleFlex™, the new bath waste system that is designed to handle misalignment problems. The secret is in the patented swivel joints at the overflow head and at the sanitary tee. We first incorporated this technology over 11 years ago with a swivel joint located at the overflow head; now we have also placed a swivel joint at the sanitary tee. What this means is that there is much more flexibility to compensate for misalignment when installing the bath tub. The DoubleFlex™ is available in both PVC and ABS as well as 3 different cable lengths to be utilized on any size tub.



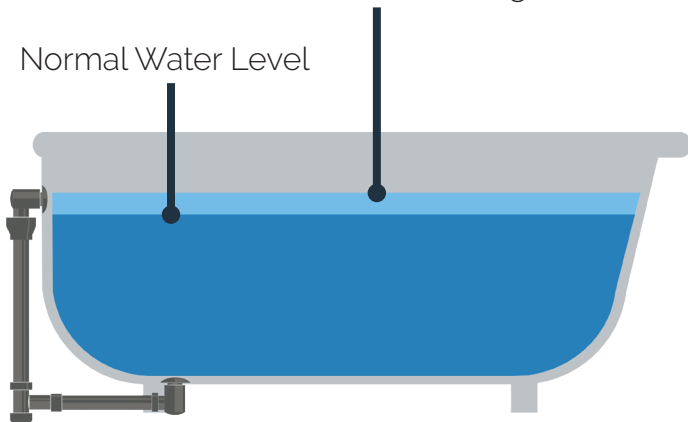
Just look for the DoubleFlex™ Icon!



Water Level with Our Immerse Feature

- 2" Additional Soaking Room

Normal Water Level



Immerse Yourself

The Mountain Plumbing "Immerse" feature allows you to have the most luxurious bathing experience you've ever had! It now comes standard on all Mountain Plumbing Products cable drains, allowing you to indulge in a more lavish bathing experience. The expertly engineered overflow has been developed for your tub to accommodate a near additional 2 inches of water. To fully take advantage of the immerse feature, simply fill your tub to the height you have been familiar with. Once seated and relaxed in your tub, the amount of displaced water will rise by approximately 2 inches and remain at this level. This additional water depth added to your tub will allow for you to be fully submerged, covering up your bare shoulders, and resulting in a more luxurious bath. It is the ultimate in getting the most out of your bathtub.



Just look for the Immerse Icon!

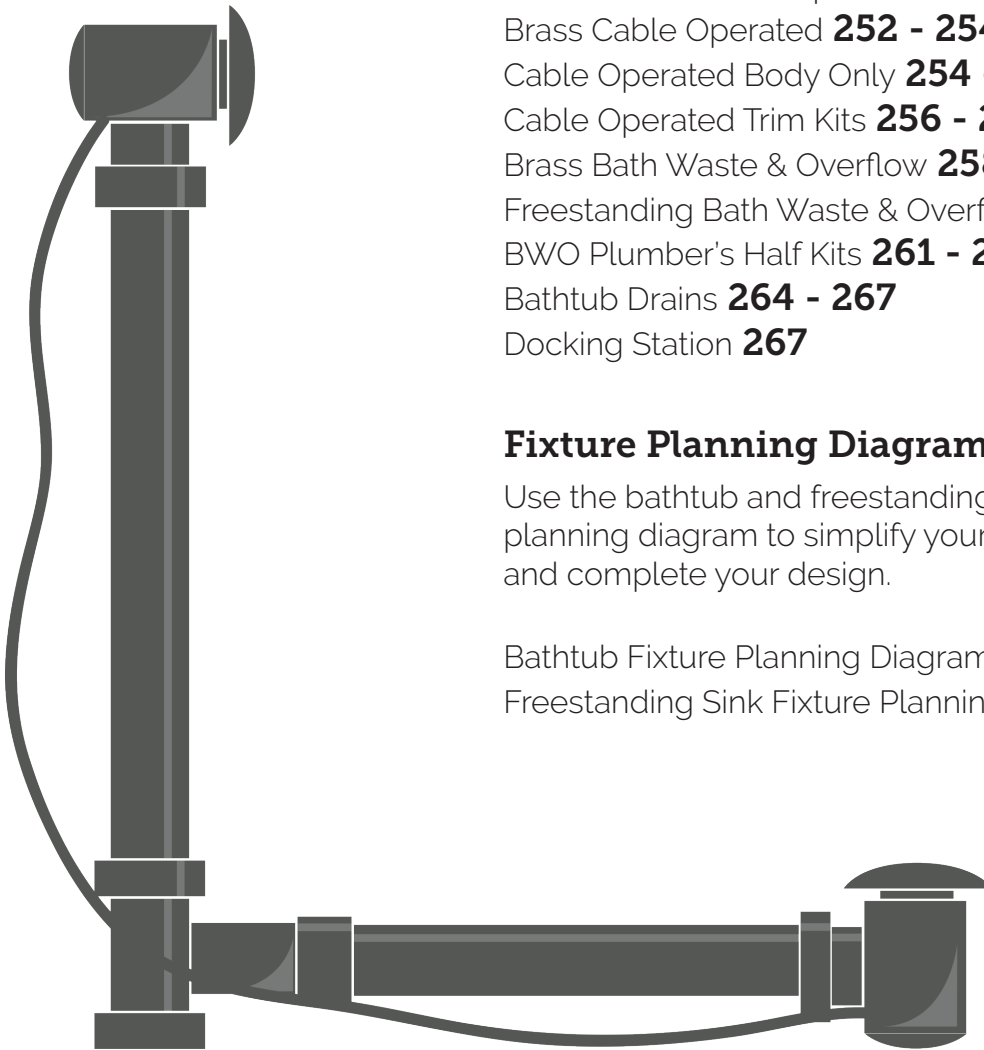
Section Contents

- DoubleFlex™ Feature **243**
- Immerse Feature **243**
- DoubleFlex Adaptor **245**
- Schedule 40 Cable Operated **246 - 248**
- Schedule 20 Cable Operated **249 - 251**
- Brass Cable Operated **252 - 254**
- Cable Operated Body Only **254 - 255**
- Cable Operated Trim Kits **256 - 257**
- Brass Bath Waste & Overflow **258 - 259**
- Freestanding Bath Waste & Overflow **260**
- BWO Plumber's Half Kits **261 - 263**
- Bathtub Drains **264 - 267**
- Docking Station **267**

Fixture Planning Diagrams

Use the bathtub and freestanding bathtub fixture planning diagram to simplify your product selection and complete your design.

- Bathtub Fixture Planning Diagram **13**
- Freestanding Sink Fixture Planning Diagram **14**



DoubleFlex

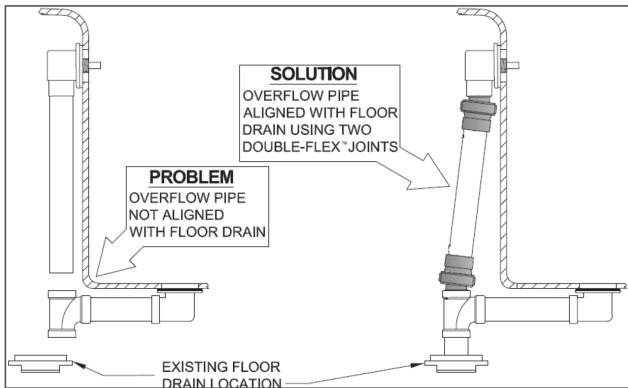
Bath waste installations just became faster and easier. **DoubleFlex** is designed to handle misalignment problems using patented swivel joints at the overflow head and at the sanitary tee.

- 1-1/2" Female x 1-1/2" Male Schedule 40
- Approved for all Drain, Waste, and Vent applications
- Comes Packaged in Clamshell Packaging
- All BWO40S Schedule 40 Cable Drains include 2 DoubleFlex Fittings*

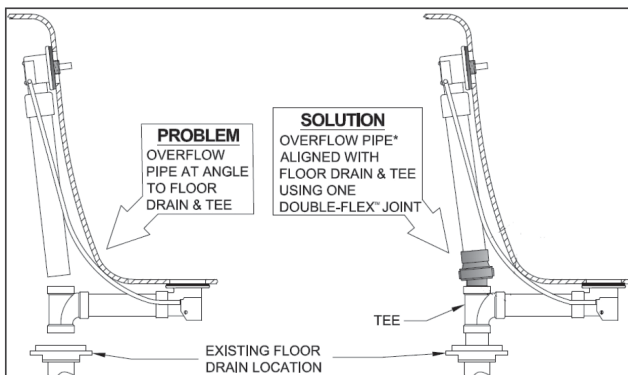
*One DoubleFlex fitting is pre-glued to the overflow head.

Available in PVC and ABS.

Problem/Scenario 1



Problem/Scenario 2



Comes Standard with Every Schedule 40 Cable Drain -or- Purchase Separately



PVC DoubleFlex Adaptor

CBWODF-P \$16



ABS DoubleFlex Adaptor

CBWODF-A \$16

Schedule 40 ABS & PVC Cable Operated Bath Waste & Overflow Drain with Patented Flexible Overflow Neck for 12" - 22" Tub Depths

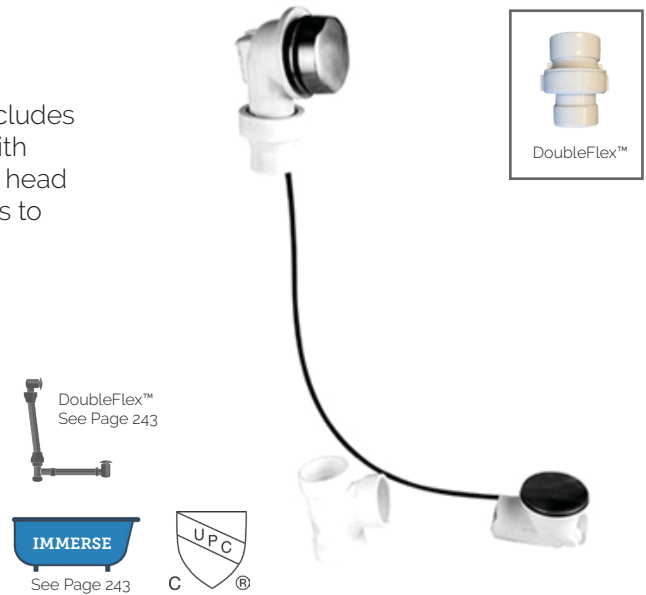
BWO40S22A2 and BWO40S22P2

Cable operated bath drain with control knob at overflow. Includes a solid brass or plastic molded trim kit. Schedule 40 pipe with brass parts and 1-1/2" drain with patented, flexible overflow head conforms to any bathtub angle. Available in multiple finishes to match every fixture in your bathroom!

- Schedule 40 ABS or PVC
- Patented Flexible Overflow Control Neck
- Fits 12" to 22" Tub Depths
- Cable Length 27"
- Pipe not included
- Includes 1-1/2" Sanitary Tee
- Innovative DoubleFlex™ Design for Easy Installation

Kit Components:

- BWO40S22A2 or BWO40S22P2
- TRIMM3



ABS with Flexible Overflow Neck BWO40S22A2

Standard Finishes

BWO40S22A2/BRN	Brushed Nickel	\$ 268
BWO40S22A2/CHBRZ	Champagne Bronze	\$ 408
BWO40S22A2/CPB	Polished Chrome	\$ 242
BWO40S22A2/MB	Matte Black	\$ 340
BWO40S22A2/ORB	Oil Rubbed Bronze	\$ 317
BWO40S22A2/PN	Polished Nickel	\$ 268
BWO40S22A2/ULB	Unlacquered Brass	\$ 242
BWO40S22A2/VB	Venetian Bronze	\$ 317

Group 1 Finishes

All Group 1 Finishes **\$ 340**

Group 2 Finishes

All Group 2 Finishes **\$ 408**

Plastic Molded Finishes

BWO40S22A2/BL	Black	\$ 198
BWO40S22A2/BNE	Bone	\$ 198
BWO40S22A2/BT	Biscuit	\$ 198
BWO40S22A2/CPB	Polished Chrome	\$ 213
BWO40S22A2/IW	Ice White	\$ 198
BWO40S22A2/PW	Polar White	\$ 198
BWO40S22A2/WH	White	\$ 198

PVC with Flexible Overflow Neck BWO40S22P2

Standard Finishes

BWO40S22P2/BRN	Brushed Nickel	\$ 268
BWO40S22P2/CHBRZ	Champagne Bronze	\$ 408
BWO40S22P2/CPB	Polished Chrome	\$ 242
BWO40S22P2/MB	Matte Black	\$ 340
BWO40S22P2/ORB	Oil Rubbed Bronze	\$ 317
BWO40S22P2/PN	Polished Nickel	\$ 268
BWO40S22P2/ULB	Unlacquered Brass	\$ 242
BWO40S22P2/VB	Venetian Bronze	\$ 317

Group 1 Finishes

All Group 1 Finishes **\$ 340**

Group 2 Finishes

All Group 2 Finishes **\$ 408**

Plastic Molded Finishes

BWO40S22P2/BL	Black	\$ 198
BWO40S22P2/BNE	Bone	\$ 198
BWO40S22P2/BT	Biscuit	\$ 198
BWO40S22P2/CPB	Polished Chrome	\$ 213
BWO40S22P2/IW	Ice White	\$ 198
BWO40S22P2/PW	Polar White	\$ 198
BWO40S22P2/WH	White	\$ 198

For Cable Operated Rough and Trim Individual Parts Go To Pages 254 - 257

Schedule 40 ABS & PVC Cable Operated Bath Waste & Overflow Drain with Patented Flexible Overflow Neck for 23" - 36" Tub Depths

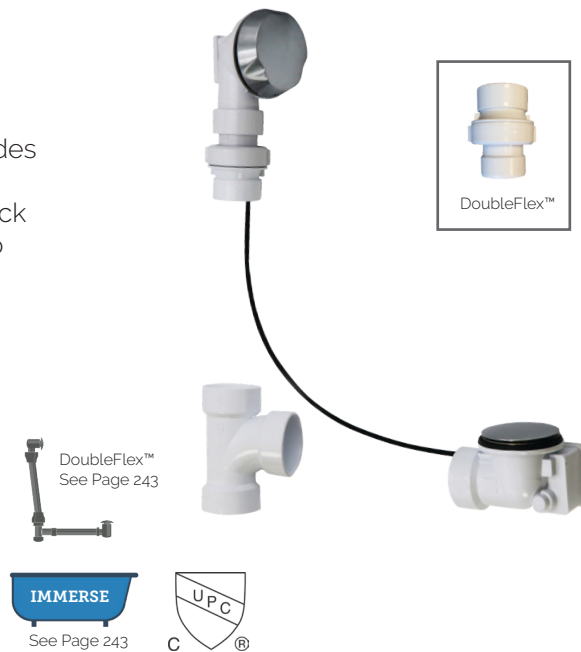
BWO40S45A2 and BWO40S45P2

Cable operated bath drain with control knob at overflow. Includes a solid brass or plastic molded trim kit. Schedule 40 pipe with brass parts and 1-1/2" drain with patented, flexible overflow neck conforms to any bathtub angle. Available in multiple finishes to match every fixture in your bathroom!

- Schedule 40 ABS or PVC
- Patented Flexible Overflow Control Neck
- Fits 23" to 36" Tub Depths
- Cable Length 39"
- Pipe not included
- Includes 1-1/2" Sanitary Tee
- Innovative DoubleFlex™ Design for Easy Installation

Kit Components:

- BWO40S45A2 or BWO40S45P2
- TRIMM3



ABS with Flexible Overflow Neck BWO40S45A2

Standard Finishes

BWO40S45A2/BRN	Brushed Nickel	\$ 283
BWO40S45A2/CHBRZ	Champagne Bronze	\$ 423
BWO40S45A2/CPB	Polished Chrome	\$ 257
BWO40S45A2/MB	Matte Black	\$ 355
BWO40S45A2/ORB	Oil Rubbed Bronze	\$ 332
BWO40S45A2/PN	Polished Nickel	\$ 283
BWO40S45A2/ULB	Unlacquered Brass	\$ 257
BWO40S45A2/VB	Venetian Bronze	\$ 332

Group 1 Finishes

All Group 1 Finishes **\$ 355**

Group 2 Finishes

All Group 2 Finishes **\$ 423**

Plastic Molded Finishes

BWO40S45A2/BL	Black	\$ 213
BWO40S45A2/BNE	Bone	\$ 213
BWO40S45A2/BT	Biscuit	\$ 213
BWO40S45A2/CPB	Polished Chrome	\$ 227
BWO40S45A2/IW	Ice White	\$ 213
BWO40S45A2/PW	Polar White	\$ 213
BWO40S45A2/WH	White	\$ 213

PVC with Flexible Overflow Neck BWO40S45P2

Standard Finishes

BWO40S45P2/BRN	Brushed Nickel	\$ 283
BWO40S45P2/CHBRZ	Champagne Bronze	\$ 423
BWO40S45P2/CPB	Polished Chrome	\$ 257
BWO40S45P2/MB	Matte Black	\$ 355
BWO40S45P2/ORB	Oil Rubbed Bronze	\$ 332
BWO40S45P2/PN	Polished Nickel	\$ 283
BWO40S45P2/ULB	Unlacquered Brass	\$ 257
BWO40S45P2/VB	Venetian Bronze	\$ 332

Group 1 Finishes

All Group 1 Finishes **\$ 355**

Group 2 Finishes

All Group 2 Finishes **\$ 423**

Plastic Molded Finishes

BWO40S45P2/BL	Black	\$ 213
BWO40S45P2/BNE	Bone	\$ 213
BWO40S45P2/BT	Biscuit	\$ 213
BWO40S45P2/CPB	Polished Chrome	\$ 227
BWO40S45P2/IW	Ice White	\$ 213
BWO40S45P2/PW	Polar White	\$ 213
BWO40S45P2/WH	White	\$ 213

For Cable Operated Rough and Trim Individual Parts Go To Pages 254 - 257

Schedule 40 ABS & PVC Cable Operated Bath Waste & Overflow Drain with Patented Flexible Overflow Neck for 36" - 45" Tub Depths

BWO40S61A2 and BWO40S61P2

Cable operated bath drain with control knob at overflow. Includes a solid brass or plastic molded trim kit. Schedule 40 pipe with brass parts and 1-1/2" drain with patented, flexible overflow head conforms to any bathtub angle. Available in multiple finishes to match every fixture in your bathroom!

- Schedule 40 ABS or PVC
- Patented Flexible Overflow Control Neck
- Fits 36" to 45" Tub Depths
- Cable Length 50"
- Pipe not included
- Includes 1-1/2" Sanitary Tee
- Innovative DoubleFlex™ Design for Easy Installation

Kit Components:

- BWO40S61A2 or BWO40S61P2
- TRIMM3



ABS with Flexible Overflow Neck BWO40S61A2

Standard Finishes

BWO40S61A2/BRN	Brushed Nickel	\$ 308
BWO40S61A2/CHBRZ	Champagne Bronze	\$ 448
BWO40S61A2/CPB	Polished Chrome	\$ 282
BWO40S61A2/MB	Matte Black	\$ 380
BWO40S61A2/ORB	Oil Rubbed Bronze	\$ 357
BWO40S61A2/PN	Polished Nickel	\$ 308
BWO40S61A2/ULB	Unlacquered Brass	\$ 282
BWO40S61A2/VB	Venetian Bronze	\$ 357

Group 1 Finishes

All Group 1 Finishes **\$ 380**

Group 2 Finishes

All Group 2 Finishes **\$ 448**

Plastic Molded Finishes

BWO40S61A2/BL	Black	\$ 238
BWO40S61A2/BNE	Bone	\$ 238
BWO40S61A2/BT	Biscuit	\$ 238
BWO40S61A2/CPB	Polished Chrome	\$ 253
BWO40S61A2/IW	Ice White	\$ 238
BWO40S61A2/PW	Polar White	\$ 238
BWO40S61A2/WH	White	\$ 238

PVC with Flexible Overflow Neck BWO40S61P2

Standard Finishes

BWO40S61P2/BRN	Brushed Nickel	\$ 308
BWO40S61P2/CHBRZ	Champagne Bronze	\$ 448
BWO40S61P2/CPB	Polished Chrome	\$ 282
BWO40S61P2/MB	Matte Black	\$ 380
BWO40S61P2/ORB	Oil Rubbed Bronze	\$ 357
BWO40S61P2/PN	Polished Nickel	\$ 308
BWO40S61P2/ULB	Unlacquered Brass	\$ 282
BWO40S61P2/VB	Venetian Bronze	\$ 357

Group 1 Finishes

All Group 1 Finishes **\$ 380**

Group 2 Finishes

All Group 2 Finishes **\$ 448**

Plastic Molded Finishes

BWO40S61P2/BL	Black	\$ 238
BWO40S61P2/BNE	Bone	\$ 238
BWO40S61P2/BT	Biscuit	\$ 238
BWO40S61P2/CPB	Polished Chrome	\$ 253
BWO40S61P2/IW	Ice White	\$ 238
BWO40S61P2/PW	Polar White	\$ 238
BWO40S61P2/WH	White	\$ 238

For Cable Operated Rough and Trim Individual Parts Go To Pages 254 - 257

Schedule 20 1-1/2" Tubular ABS Cable Operated Bath Waste & Overflow Drain with Patented Flexible Overflow Neck for 12" - 22" and 22" - 28" Tub Depths

BDR20S22-2 and BDR20S27-2

Complete cable operated bath waste & overflow kit includes pipe with trim kit. Molded in ABS and polypropylene using brass components. Includes a solid brass or plastic molded trim kit. Available in multiple finishes to match every fixture in your bathroom!

- Schedule 20 1-1/2" Drain
- Patented Flexible Overflow Neck
- For Acrylic, Fiberglass, Cast Iron, Steel, and Whirlpool Tubs
- Can be cut to size by installer

Kit Components:

- BDR20S22-2 or BDR20S27-2
- TRIMM3



ABS with Flexible Overflow Neck BDR20S22-2

- Vertical Pipe 12" to 22"
- Horizontal Pipe 7" to 12"
- Cable Length 27"

Standard Finishes

BDR20S22-2/BRN	Brushed Nickel	\$ 266
BDR20S22-2/CHBRZ	Champagne Bronze	\$ 406
BDR20S22-2/CPB	Polished Chrome	\$ 240
BDR20S22-2/MB	Matte Black	\$ 338
BDR20S22-2/ORB	Oil Rubbed Bronze	\$ 315
BDR20S22-2/PN	Polished Nickel	\$ 266
BDR20S22-2/ULB	Unlacquered Brass	\$ 240
BDR20S22-2/VB	Venetian Bronze	\$ 315

Group 1 Finishes

All Group 1 Finishes **\$ 338**

Group 2 Finishes

All Group 2 Finishes **\$ 406**

Plastic Molded Finishes

BDR20S22-2/BL	Black	\$ 196
BDR20S22-2/BNE	Bone	\$ 196
BDR20S22-2/BT	Biscuit	\$ 196
BDR20S22-2/CPB	Polished Chrome	\$ 211
BDR20S22-2/IW	Ice White	\$ 196
BDR20S22-2/PW	Polar White	\$ 196
BDR20S22-2/WH	White	\$ 196

ABS with Flexible Overflow Neck BDR20S27-2

- Vertical Pipe 22" to 28"
- Horizontal Pipe 7" to 12"
- Cable Length 39"

Standard Finishes

BDR20S27-2/BRN	Brushed Nickel	\$ 266
BDR20S27-2/CHBRZ	Champagne Bronze	\$ 406
BDR20S27-2/CPB	Polished Chrome	\$ 240
BDR20S27-2/MB	Matte Black	\$ 338
BDR20S27-2/ORB	Oil Rubbed Bronze	\$ 315
BDR20S27-2/PN	Polished Nickel	\$ 266
BDR20S27-2/ULB	Unlacquered Brass	\$ 240
BDR20S27-2/VB	Venetian Bronze	\$ 315

Group 1 Finishes

All Group 1 Finishes **\$ 338**

Group 2 Finishes

All Group 2 Finishes **\$ 406**

Plastic Molded Finishes

BDR20S27-2/BL	Black	\$ 196
BDR20S27-2/BNE	Bone	\$ 196
BDR20S27-2/BT	Biscuit	\$ 196
BDR20S27-2/CPB	Polished Chrome	\$ 211
BDR20S27-2/IW	Ice White	\$ 196
BDR20S27-2/PW	Polar White	\$ 196
BDR20S27-2/WH	White	\$ 196

For Cable Operated Rough and Trim Individual Parts Go To Pages 254 - 257

Schedule 20 1-1/2" Tubular ABS Cable Operated Bath Waste & Overflow Drain with Patented Flexible Overflow Neck for 22" - 28" Tub Depths

BDR20S35-2 and BDR20S45-2

Complete cable operated bath waste & overflow kit includes pipe with trim kit. Molded in ABS and polypropylene using brass components. Includes a solid brass or plastic molded trim kit. Available in multiple finishes to match every fixture in your bathroom!

- Schedule 20 1-1/2" Drain
- Patented Flexible Overflow Neck
- For Acrylic, Fiberglass, Cast Iron, Steel, and Whirlpool Tubs
- Can be cut to size by installer

Kit Components:

- BDR20S35-2 or BDR20S45-2
- TRIMM3



ABS with Flexible Overflow Neck BDR20S35-2

- Vertical Pipe 22" to 28"
- Horizontal Pipe 13" to 20"
- Cable Length 39"

ABS with Flexible Overflow Neck BDR20S45-2

- Vertical Pipe 22" to 28"
- Horizontal Pipe 22" to 27"
- Cable Length 39"

Standard Finishes

BDR20S35-2/BRN	Brushed Nickel	\$ 278
BDR20S35-2/CHBRZ	Champagne Bronze	\$ 418
BDR20S35-2/CPB	Polished Chrome	\$ 252
BDR20S35-2/MB	Matte Black	\$ 350
BDR20S35-2/ORB	Oil Rubbed Bronze	\$ 327
BDR20S35-2/PN	Polished Nickel	\$ 278
BDR20S35-2/ULB	Unlacquered Brass	\$ 252
BDR20S35-2/VB	Venetian Bronze	\$ 327

Group 1 Finishes

All Group 1 Finishes **\$ 350**

Group 2 Finishes

All Group 2 Finishes **\$ 418**

Plastic Molded Finishes

BDR20S35-2/BL	Black	\$ 208
BDR20S35-2/BNE	Bone	\$ 208
BDR20S35-2/BT	Biscuit	\$ 208
BDR20S35-2/CPP	Polished Chrome	\$ 223
BDR20S35-2/IW	Ice White	\$ 208
BDR20S35-2/PW	Polar White	\$ 208
BDR20S35-2/WH	White	\$ 208

Standard Finishes

BDR20S45-2/BRN	Brushed Nickel	\$ 278
BDR20S45-2/CHBRZ	Champagne Bronze	\$ 418
BDR20S45-2/CPB	Polished Chrome	\$ 252
BDR20S45-2/MB	Matte Black	\$ 350
BDR20S45-2/ORB	Oil Rubbed Bronze	\$ 327
BDR20S45-2/PN	Polished Nickel	\$ 278
BDR20S45-2/ULB	Unlacquered Brass	\$ 252
BDR20S45-2/VB	Venetian Bronze	\$ 327

Group 1 Finishes

All Group 1 Finishes **\$ 350**

Group 2 Finishes

All Group 2 Finishes **\$ 418**

Plastic Molded Finishes

BDR20S45-2/BL	Black	\$ 208
BDR20S45-2/BNE	Bone	\$ 208
BDR20S45-2/BT	Biscuit	\$ 208
BDR20S45-2/CPP	Polished Chrome	\$ 223
BDR20S45-2/IW	Ice White	\$ 208
BDR20S45-2/PW	Polar White	\$ 208
BDR20S45-2/WH	White	\$ 208

For Cable Operated Rough and Trim Individual Parts Go To Pages 254 - 257



Schedule 20 1-1/2" Tubular ABS Cable Operated Bath Waste & Overflow Drain with Patented Flexible Overflow Neck for 26" - 33" Tub Depth

BDR20S61-2

Complete cable operated bath waste & overflow kit includes pipe with trim kit. Molded in ABS and polypropylene using brass components. Includes a solid brass or plastic molded trim kit. Available in multiple finishes to match every fixture in your bathroom!

- Schedule 20 1-1/2" Drain
- Patented Flexible Overflow Neck
- For Acrylic, Fiberglass, Cast Iron, Steel, and Whirlpool Tubs
- Can be cut to size by installer
- Vertical Pipe 26" to 33"
- Horizontal Pipe 22" to 29"
- Cable Length 50"

Kit Components:

- BDR20S61-2
- TRIMM3

ABS with Flexible Overflow Neck BDR20S61-2

Standard Finishes

BDR20S61-2/BRN	Brushed Nickel	\$ 288
BDR20S61-2/CHBRZ	Champagne Bronze	\$ 428
BDR20S61-2/CPB	Polished Chrome	\$ 262
BDR20S61-2/MB	Matte Black	\$ 360
BDR20S61-2/ORB	Oil Rubbed Bronze	\$ 337
BDR20S61-2/PN	Polished Nickel	\$ 288
BDR20S61-2/ULB	Unlacquered Brass	\$ 262
BDR20S61-2/VB	Venetian Bronze	\$ 337

Group 1 Finishes

All Group 1 Finishes	\$ 360
----------------------	---------------

Group 2 Finishes

All Group 2 Finishes	\$ 428
----------------------	---------------

Plastic Molded Finishes

BDR20S61-2/BL	Black	\$ 218
BDR20S61-2/BNE	Bone	\$ 218
BDR20S61-2/BT	Biscuit	\$ 218
BDR20S61-2/CPB	Polished Chrome	\$ 233
BDR20S61-2/IW	Ice White	\$ 218
BDR20S61-2/PW	Polar White	\$ 218
BDR20S61-2/WH	White	\$ 218

For Cable Operated Rough and Trim Individual Parts Go To Pages 254 - 257



Brass Body Cable Operated Bath Waste & Overflow Drain with Patented Flexible Overflow Neck for 22" Tub

BDR20SBR22

Complete cable operated bath waste & overflow kit includes pipe with trim kit. Includes a solid brass molded trim kit. Available in multiple finishes to match every fixture in your bathroom!

- 1-1/2" 17 Gauge Tube
- Patented Flexible Overflow Neck swivels and conforms to any angle bathtub
- Vertical Pipe 12" to 22"
- Horizontal Pipe 7" to 13"

Kit Components:

- BDR20SBR22
- TRIMM3

Standard Finishes

BDR20SBR22/BRN	Brushed Nickel	\$ 794
BDR20SBR22/CHBRZ	Champagne Bronze	\$ 941
BDR20SBR22/CPB	Polished Chrome	\$ 767
BDR20SBR22/MB	Matte Black	\$ 869
BDR20SBR22/ORB	Oil Rubbed Bronze	\$ 845
BDR20SBR22/PN	Polished Nickel	\$ 794
BDR20SBR22/ULB	Unlacquered Brass	\$ 767
BDR20SBR22/VB	Venetian Bronze	\$ 845

Group 1 Finishes

All Group 1 Finishes **\$ 869**

Group 2 Finishes

All Group 2 Finishes **\$ 941**

Brass Body Cable Operated Bath Waste & Overflow Drain with Rigid Overflow Neck for 22" Tub

BDR20BR22

Complete cable operated bath waste & overflow kit includes pipe with trim kit. Includes a solid brass molded trim kit. Available in multiple finishes to match every fixture in your bathroom!

- 1-1/2" 17 Gauge Tube
- Rigid Overflow Neck
- Vertical Pipe 12" to 22"
- Horizontal Pipe 7" to 13"

Kit Components:

- BDR20BR22
- TRIMM3

Standard Finishes

BDR20BR22/BRN	Brushed Nickel	\$ 752
BDR20BR22/CHBRZ	Champagne Bronze	\$ 899
BDR20BR22/CPB	Polished Chrome	\$ 725
BDR20BR22/MB	Matte Black	\$ 827
BDR20BR22/ORB	Oil Rubbed Bronze	\$ 803
BDR20BR22/PN	Polished Nickel	\$ 752
BDR20BR22/ULB	Unlacquered Brass	\$ 725
BDR20BR22/VB	Venetian Bronze	\$ 803

Group 1 Finishes

All Group 1 Finishes **\$ 827**

Group 2 Finishes

All Group 2 Finishes **\$ 899**

For Cable Operated Rough and Trim Individual Parts Go To Pages 254 - 257



1-1/2" Sweat Brass Tee
112CT \$46



1-1/2" Sweat Brass Tee
112CT \$46

Brass Body Cable Operated Bath Waste & Overflow Drain with Patented Flexible Overflow Neck for 27" Tub

BDR20SBR27

Complete cable operated bath waste & overflow kit includes pipe with trim kit. Includes a solid brass molded trim kit. Available in multiple finishes to match every fixture in your bathroom!

- 1-1/2" 17 Gauge Tube
- Patented Flexible Overflow Neck swivels and conforms to any angle bathtub
- Vertical Pipe 22" to 27"
- Horizontal Pipe 7" to 13"

Kit Components:

- BDR20SBR27
- TRIMM3

Standard Finishes

BDR20SBR27/BRN	Brushed Nickel	\$ 873
BDR20SBR27/CHBRZ	Champagne Bronze	\$ 1020
BDR20SBR27/CPB	Polished Chrome	\$ 845
BDR20SBR27/MB	Matte Black	\$ 948
BDR20SBR27/ORB	Oil Rubbed Bronze	\$ 924
BDR20SBR27/PN	Polished Nickel	\$ 873
BDR20SBR27/ULB	Unlacquered Brass	\$ 845
BDR20SBR27/VB	Venetian Bronze	\$ 924

Group 1 Finishes

All Group 1 Finishes \$ 948

Group 2 Finishes

All Group 2 Finishes \$ 1020

Brass Body Cable Operated Bath Waste & Overflow Drain with Rigid Overflow Neck for 27" Tub

BDR20BR27

Complete cable-operated bath waste & overflow kit includes pipe with trim kit. Includes a solid brass molded trim kit. Available in multiple finishes to match every fixture in your bathroom!

- 1-1/2" 17 Gauge Tube
- Rigid Overflow Neck
- Vertical Pipe 22" to 27"
- Horizontal Pipe 7" to 13"

Kit Components:

- BDR20BR27
- TRIMM3

Standard Finishes

BDR20BR27/BRN	Brushed Nickel	\$ 776
BDR20BR27/CHBRZ	Champagne Bronze	\$ 923
BDR20BR27/CPB	Polished Chrome	\$ 749
BDR20BR27/MB	Matte Black	\$ 852
BDR20BR27/ORB	Oil Rubbed Bronze	\$ 827
BDR20BR27/PN	Polished Nickel	\$ 776
BDR20BR27/ULB	Unlacquered Brass	\$ 749
BDR20BR27/VB	Venetian Bronze	\$ 827

Group 1 Finishes

All Group 1 Finishes \$ 852

Group 2 Finishes

All Group 2 Finishes \$ 923

For Cable Operated Rough and Trim Individual Parts Go To Pages 254 - 257



Brass Body Cable Operated Bath Waste & Overflow Drain with Patented Flexible Overflow Neck for 21" Center Drain Tub

BDR20SBR45

Complete cable operated bath waste & overflow kit includes pipe with trim kit. Includes a solid brass molded trim kit. Available in multiple finishes to match every fixture in your bathroom!

- 1-1/2" 17 Gauge Tube
- Patented Flexible Overflow Head swivels and conforms to any angle bathtub
- Vertical Pipe 12" to 21"
- Horizontal Pipe 13" to 21"
- Designed for Center Drain Tubs

Kit Components:

- BDR20SBR45
- TRIMM3

Standard Finishes

BDR20SBR45/BRN	Brushed Nickel	\$ 932
BDR20SBR45/CHBRZ	Champagne Bronze	\$ 1079
BDR20SBR45/CPB	Polished Chrome	\$ 905
BDR20SBR45/MB	Matte Black	\$ 1008
BDR20SBR45/ORB	Oil Rubbed Bronze	\$ 984
BDR20SBR45/PN	Polished Nickel	\$ 932
BDR20SBR45/ULB	Unlacquered Brass	\$ 905
BDR20SBR45/VB	Venetian Bronze	\$ 984

Group 1 Finishes

All Group 1 Finishes \$ 1008

Group 2 Finishes

All Group 2 Finishes \$ 1079

Cable Operated Bath Waste & Overflow - Body Only - Brass with Patented Flexible Overflow Neck

BDR20SBR

1-1/2" 17 gauge pipe, solid brass tub drain with our patented, flexible overflow to conform to any angle bath. Comes with factory sealed swivel overflow neck. Use with TRIMM3 & TRIMM3LV Kits. A premium drain for those who want the best! Patent ball joint.

Three Sizes Available

- BDR20SBR22 (for 12" - 22" tub depth) \$ 665
- BDR20SBR27 (for 22" - 28" tub depth) \$ 743
- BDR20SBR45 (for 22" - 28" tub depth) \$ 824



Cable Operated Bath Waste & Overflow - Body Only - Brass with Rigid Overflow Neck

BDR20BR

1-1/2" 17 gauge pipe, solid brass tub drain with rigid overflow neck. Use with TRIMM3 & TRIMM3LV Kits. A premium drain for those who want the best! Patent ball joint.

Two Sizes Available

- BDR20BR22 (for 12" - 22" tub depth) \$ 644
- BDR20BR27 (for 22" - 28" tub depth) \$ 668



Cable Operated Drain with Patented Flexible Overflow Control Neck - ABS or PVC - Pipe Not Included

BWO40S

Cable operated bath drain with control knob at overflow. Schedule 40 pipe with brass parts and 1-1/2" drain with patented, flexible overflow head conforms to any bathtub angle. Overflow with swivel action using patented swivel ball joint. Drain comes in either ABS or PVC. Use with TRIMM3 and TRIMM3LV Kits. Pipe not included. All installation hardware included.

Three Sizes Available in ABS (A)

- BWO40S22A2 (for 12" - 22" tub depth) **\$ 165**
- BWO40S45A2 (for 23" - 36" tub depth) **\$ 180**
- BWO40S61A2 (for 36" - 45" tub depth) **\$ 205**

Three Sizes Available in PVC (P)

- BWO40S22P2 (for 12" - 22" tub depth) **\$ 165**
- BWO40S45P2 (for 23" - 36" tub depth) **\$ 180**
- BWO40S61P2 (for 36" - 45" tub depth) **\$ 205**



Schedule 20 1-1/2" Tubular ABS Cable Operated Bath Waste & Overflow - Body Only - Patented Flexible Overflow Neck

BDR20S

Complete schedule 20 1-1/2" tubular bath drain with patented flexible overflow neck, molded in ABS using metal components. For use with TRIMM3-KITS and TRIMM3LV-KITS. All installation hardware included.

Five Sizes Available

- BDR20S22-2 (for 12" - 22" tub depth) **\$ 163**
- BDR20S27-2 (for 22" - 28" tub depth) **\$ 163**
- BDR20S35-2 (for 22" - 28" tub depth) **\$ 175**
- BDR20S45-2 (for 22" - 28" tub depth) **\$ 175**
- BDR20S61-2 (for 26" - 33" tub depth) **\$ 185**





Round Trim for All Cable Operated Drains

TRIMM3

Round trim is used for cable operated bathtub drains. Available in multiple finishes to match every fixture in your bathroom! Available in Molded Plastic or Solid Brass



Contemporary Round Lever Trim for All Cable Operated Drains

TRIMM3LVRND

Contemporary Round Lever trim is used for cable operated bathtub drains. Available in multiple finishes to match every fixture in your bathroom! Lever can be installed pointing up or down. Handle can be used without lever.

Standard Finishes

TRIMM3LVRND/BRN	Brushed Nickel	\$ 144
TRIMM3LVRND/CHBRZ	Champagne Bronze	\$ 212
TRIMM3LVRND/CPB	Polished Chrome	\$ 116
TRIMM3LVRND/MB	Matte Black	\$ 180
TRIMM3LVRND/ORB	Oil Rubbed Bronze	\$ 168
TRIMM3LVRND/PN	Polished Nickel	\$ 144
TRIMM3LVRND/ULB	Unlacquered Brass	\$ 116
TRIMM3LVRND/VB	Venetian Bronze	\$ 168

Group 1 Finishes

All Group 1 Finishes **\$ 180**

Group 2 Finishes

All Group 2 Finishes **\$ 212**

Standard Finishes

TRIMM3/BRN	Brushed Nickel	\$ 103
TRIMM3/CHBRZ	Champagne Bronze	\$ 243
TRIMM3/CPB	Polished Chrome	\$ 77
TRIMM3/MB	Matte Black	\$ 175
TRIMM3/ORB	Oil Rubbed Bronze	\$ 152
TRIMM3/PN	Polished Nickel	\$ 103
TRIMM3/ULB	Unlacquered Brass	\$ 77
TRIMM3/VB	Venetian Bronze	\$ 152

Group 1 Finishes

All Group 1 Finishes **\$ 175**

Group 2 Finishes

All Group 2 Finishes **\$ 243**

Plastic Molded Finishes

TRIMM3/BL	Black	\$ 33
TRIMM3/BNE	Bone	\$ 33
TRIMM3/BT	Biscuit	\$ 33
TRIMM3/CPB	Polished Chrome	\$ 48
TRIMM3/IW	Ice White	\$ 33
TRIMM3/PW	Polar White	\$ 33
TRIMM3/WH	White	\$ 33



Contemporary Square Lever Trim for All Cable Operated Drains

TRIMM3LVSQ

Contemporary Square Lever trim is used for cable operated bathtub drains. Available in multiple finishes to match every fixture in your bathroom! Lever can be installed pointing up or down. Handle can be used without lever.

Note: Requires 4" diameter flat surface around tub drain

Standard Finishes

TRIMM3LVSQ/BRN	Brushed Nickel	\$ 144
TRIMM3LVSQ/CHBRZ	Champagne Bronze	\$ 212
TRIMM3LVSQ/CPB	Polished Chrome	\$ 116
TRIMM3LVSQ/MB	Matte Black	\$ 180
TRIMM3LVSQ/ORB	Oil Rubbed Bronze	\$ 168
TRIMM3LVSQ/PN	Polished Nickel	\$ 144
TRIMM3LVSQ/ULB	Unlacquered Brass	\$ 116
TRIMM3LVSQ/VB	Venetian Bronze	\$ 168

Group 1 Finishes

All Group 1 Finishes **\$ 180**

Group 2 Finishes

All Group 2 Finishes **\$ 212**



Handle for ADA Extension to TRIMM3

TUBLEVER-LNG

Handle for ADA Extension to TRIMM3 round bathtub trim. TRIMM3 is used for cable operated bathtub drains. Available in Polished Chrome only.

Standard Finishes

TUBLEVER-LNG/CPB

Polished Chrome

\$ 26



Pressure Test Kit for Cable Operated Bath Drain

BDR/TESTKIT1

\$ 64

Pressure Test Kit for all ABS, PVC, & Polypropelene Schedule 20 and Schedule 40. Enables pressure testing of your cable operated bath waste drains. Use with Mountain Plumbing bath waste & overflows only.

Notes:

Large empty rectangular area with horizontal lines, intended for user notes.



See Page 243



1-1/2" Sweat Brass Tee

112CT \$46



See Page 243



1-1/2" Sweat Brass Tee

112CT \$46

Economy Lift & Turn Style Bath Waste & Overflow Drain (Brass Body)

- 1-1/2" 17 Gauge Tube
- Brass body drain with 3" tailpiece
- Includes lift and turn trim kit
- Economy face plate has two exposed screws

HBDWLT22 Vertical Pipe 20"-26" & Horizontal Pipe 5"-14"

Standard Finishes

HBDWLT22/BRN	Brushed Nickel	\$ 338
HBDWLT22/CHBRZ	Champagne Bronze	\$ 461
HBDWLT22/CPB	Polished Chrome	\$ 308
HBDWLT22/MB	Matte Black	\$ 394
HBDWLT22/ORB	Oil Rubbed Bronze	\$ 350
HBDWLT22/PN	Polished Nickel	\$ 338
HBDWLT22/ULB	Unlacquered Brass	\$ 308
HBDWLT22/VB	Venetian Bronze	\$ 350

Group 1 Finishes

All Group 1 Finishes **\$ 394**

Group 2 Finishes

All Group 2 Finishes **\$ 461**

HBDWLT45 Vertical Pipe 26"-34" & Horizontal Pipe 14"-28"
(For Center Drain Tubs)

Standard Finishes

HBDWLT45/BRN	Brushed Nickel	\$ 549
HBDWLT45/CHBRZ	Champagne Bronze	\$ 671
HBDWLT45/CPB	Polished Chrome	\$ 518
HBDWLT45/MB	Matte Black	\$ 604
HBDWLT45/ORB	Oil Rubbed Bronze	\$ 561
HBDWLT45/PN	Polished Nickel	\$ 549
HBDWLT45/ULB	Unlacquered Brass	\$ 518
HBDWLT45/VB	Venetian Bronze	\$ 561

Group 1 Finishes

All Group 1 Finishes **\$ 604**

Group 2 Finishes

All Group 2 Finishes **\$ 671**

Deluxe Lift & Turn Style Bath Waste & Overflow Drain (Brass Body)

- 1-1/2" 17 Gauge Tube
- Brass body drain with 3" tailpiece
- Includes lift and turn trim kit
- Designer face plate features no exposed screws

BDWUNLT22 Vertical Pipe 20"-26" & Horizontal Pipe 5"-14"

Standard Finishes

BDWUNLT22/BRN	Brushed Nickel	\$ 350
BDWUNLT22/CHBRZ	Champagne Bronze	\$ 486
BDWUNLT22/CPB	Polished Chrome	\$ 328
BDWUNLT22/MB	Matte Black	\$ 411
BDWUNLT22/ORB	Oil Rubbed Bronze	\$ 378
BDWUNLT22/PN	Polished Nickel	\$ 350
BDWUNLT22/ULB	Unlacquered Brass	\$ 328
BDWUNLT22/VB	Venetian Bronze	\$ 378

Group 1 Finishes

All Group 1 Finishes **\$ 411**

Group 2 Finishes

All Group 2 Finishes **\$ 486**

BDWUNLT45 Vertical Pipe 26"-34" & Horizontal Pipe 14"-28"
(For Center Drain Tubs)

Standard Finishes

BDWUNLT45/BRN	Brushed Nickel	\$ 561
BDWUNLT45/CHBRZ	Champagne Bronze	\$ 696
BDWUNLT45/CPB	Polished Chrome	\$ 539
BDWUNLT45/MB	Matte Black	\$ 621
BDWUNLT45/ORB	Oil Rubbed Bronze	\$ 588
BDWUNLT45/PN	Polished Nickel	\$ 561
BDWUNLT45/ULB	Unlacquered Brass	\$ 539
BDWUNLT45/VB	Venetian Bronze	\$ 588

Group 1 Finishes

All Group 1 Finishes **\$ 621**

Group 2 Finishes

All Group 2 Finishes **\$ 696**



Clawfoot Style Bath Waste & Overflow with Lift & Turn Trim Kit (Brass Body)

BDLTCFT22

Clawfoot Style bath waste and overflow is a completely polished and plated 17 gauge tube. Designed for exposed applications in clawfoot and slipper style bathtubs.

- Solid Brass Body
- Includes Lift & Turn Trim Kit

Standard Finishes

BDLTCFT22/BRN	Brushed Nickel	\$ 839
BDLTCFT22/CHBRZ	Champagne Bronze	\$ 1271
BDLTCFT22/CPB	Polished Chrome	\$ 611
BDLTCFT22/MB	Matte Black	\$ 980
BDLTCFT22/ORB	Oil Rubbed Bronze	\$ 899
BDLTCFT22/PN	Polished Nickel	\$ 839
BDLTCFT22/ULB	Unlacquered Brass	\$ 611
BDLTCFT22/VB	Venetian Bronze	\$ 899

Group 1 Finishes

All Group 1 Finishes **\$ 980**

Group 2 Finishes

All Group 2 Finishes **\$ 1271**



See Page 243



Clawfoot Style Bath Waste & Overflow with EZ-Click™ Trim Kit (Brass Body)

BDSCFT22

Clawfoot Style bath waste and overflow is a completely polished and plated 17 gauge tube. Designed for exposed applications in clawfoot and slipper style bathtubs.

- Solid Brass Body
- Patented Flexible Overflow Control Neck
- Includes EZ-Click™ trim kit with lifetime warranty on drain mechanism

Standard Finishes

BDSCFT22/BRN	Brushed Nickel	\$ 1001
BDSCFT22/CHBRZ	Champagne Bronze	\$ 1401
BDSCFT22/CPB	Polished Chrome	\$ 893
BDSCFT22/MB	Matte Black	\$ 1325
BDSCFT22/ORB	Oil Rubbed Bronze	\$ 1220
BDSCFT22/PN	Polished Nickel	\$ 1001
BDSCFT22/ULB	Unlacquered Brass	\$ 893
BDSCFT22/VB	Venetian Bronze	\$ 1220

Group 1 Finishes

All Group 1 Finishes **\$ 1325**

Group 2 Finishes

All Group 2 Finishes **\$ 1401**



Clawfoot Style Bath Waste & Overflow with Brass Plug and Chain (Brass Body)

BDPCCFT22

Clawfoot Style bath waste and overflow is a completely polished and plated 17 gauge tube. Designed for exposed applications in clawfoot and slipper style bathtubs.

- Solid Brass Body
- Includes Brass Plug and Chain

Standard Finishes

BDPCCFT22/BRN	Brushed Nickel	\$ 769
BDPCCFT22/CHBRZ	Champagne Bronze	\$ 1226
BDPCCFT22/CPB	Polished Chrome	\$ 541
BDPCCFT22/MB	Matte Black	\$ 873
BDPCCFT22/ORB	Oil Rubbed Bronze	\$ 822
BDPCCFT22/PN	Polished Nickel	\$ 769
BDPCCFT22/ULB	Unlacquered Brass	\$ 541
BDPCCFT22/VB	Venetian Bronze	\$ 822

Group 1 Finishes

All Group 1 Finishes **\$ 873**

Group 2 Finishes

All Group 2 Finishes **\$ 1226**





ABS & PVC Plumber's Half Kit with Economy Lift & Turn Trim (Two Hole Face Plate)

- Economy Lift & Turn Plumber's Half Kit with Two Hole Face Plate
- All half kits contain rigid overflow elbow, drain shoe, tee, trim kit, and test plugs
- Pipe not included in half kits

**ABS
BDWPLTA**

Standard Finishes

BDWPLTA/BRN	Brushed Nickel	\$ 153
BDWPLTA/CHBRZ	Champagne Bronze	\$ 276
BDWPLTA/CPB	Polished Chrome	\$ 123
BDWPLTA/MB	Matte Black	\$ 209
BDWPLTA/ORB	Oil Rubbed Bronze	\$ 165
BDWPLTA/PN	Polished Nickel	\$ 153
BDWPLTA/ULB	Unlacquered Brass	\$ 123
BDWPLTA/VB	Venetian Bronze	\$ 165

Group 1 Finishes

All Group 1 Finishes	\$ 209
----------------------	---------------

Group 2 Finishes

All Group 2 Finishes	\$ 276
----------------------	---------------

**PVC
BDWPLTP**

Standard Finishes

BDWPLTP/BRN	Brushed Nickel	\$ 153
BDWPLTP/CHBRZ	Champagne Bronze	\$ 276
BDWPLTP/CPB	Polished Chrome	\$ 123
BDWPLTP/MB	Matte Black	\$ 209
BDWPLTP/ORB	Oil Rubbed Bronze	\$ 165
BDWPLTP/PN	Polished Nickel	\$ 153
BDWPLTP/ULB	Unlacquered Brass	\$ 123
BDWPLTP/VB	Venetian Bronze	\$ 165

Group 1 Finishes

All Group 1 Finishes	\$ 209
----------------------	---------------

Group 2 Finishes

All Group 2 Finishes	\$ 276
----------------------	---------------

ABS & PVC Plumber's Half Kit with Deluxe Lift & Turn Trim (Designer Face Plate)

- Deluxe Lift & Turn with Designer Face Plate
- All half kits contain rigid overflow elbow, drain shoe, tee, trim kit, and test plugs
- Pipe not included in half kits

**ABS
BDWUNLTA**

Standard Finishes

BDWUNLTA/BRN	Brushed Nickel	\$ 165
BDWUNLTA/CHBRZ	Champagne Bronze	\$ 301
BDWUNLTA/CPB	Polished Chrome	\$ 143
BDWUNLTA/MB	Matte Black	\$ 226
BDWUNLTA/ORB	Oil Rubbed Bronze	\$ 193
BDWUNLTA/PN	Polished Nickel	\$ 165
BDWUNLTA/ULB	Unlacquered Brass	\$ 143
BDWUNLTA/VB	Venetian Bronze	\$ 193

Group 1 Finishes

All Group 1 Finishes	\$ 226
----------------------	---------------

Group 2 Finishes

All Group 2 Finishes	\$ 301
----------------------	---------------

**PVC
BDWUNLTP**

Standard Finishes

BDWUNLTP/BRN	Brushed Nickel	\$ 165
BDWUNLTP/CHBRZ	Champagne Bronze	\$ 301
BDWUNLTP/CPB	Polished Chrome	\$ 143
BDWUNLTP/MB	Matte Black	\$ 226
BDWUNLTP/ORB	Oil Rubbed Bronze	\$ 193
BDWUNLTP/PN	Polished Nickel	\$ 165
BDWUNLTP/ULB	Unlacquered Brass	\$ 143
BDWUNLTP/VB	Venetian Bronze	\$ 193

Group 1 Finishes

All Group 1 Finishes	\$ 226
----------------------	---------------

Group 2 Finishes

All Group 2 Finishes	\$ 301
----------------------	---------------



Drain Trim Kit with Deluxe EZ-Click™

UNVTRIM

Round style trim kit will fit most manufacturer's drain bodies. Lifetime warranty on EZ-Click™ "soft touch" drain mechanism.

- Trim Only - No Elbow, Pipe, or Drain Shoe Included
- Will fit drain bodies with: 1-1/2 - 11-1/2 NPSM thread with bushing or 1-3/8 - 16 fine thread
- Designer face plate w/ no holes
- Suitable for most overflows with one or two screw installation

Standard Finishes

UNVTRIM/BRN	Brushed Nickel	\$ 159
UNVTRIM/CHBRZ	Champagne Bronze	\$ 339
UNVTRIM/CPB	Polished Chrome	\$ 137
UNVTRIM/MB	Matte Black	\$ 244
UNVTRIM/ORB	Oil Rubbed Bronze	\$ 185
UNVTRIM/PN	Polished Nickel	\$ 159
UNVTRIM/ULB	Unlacquered Brass	\$ 137
UNVTRIM/VB	Venetian Bronze	\$ 185

Group 1 Finishes

All Group 1 Finishes \$ 244

Group 2 Finishes

All Group 2 Finishes \$ 339



Deluxe Lift & Turn Drain Trim

UNVLT

Deluxe Lift and Turn trim kit will fit most manufacture's drain bodies: 1-1/2 - 11-1/2 NPSM thread with bushing or 1-3/8 - 16 fine thread on the drain flange.

- Trim Only - No Elbow, Pipe, or Drain Shoe Included
- Drain for lift and turn with bushing and washer
- Designer face plate w/ no holes
- Suitable for most overflows with one or two screw installation

Standard Finishes

UNVLT/BRN	Brushed Nickel	\$ 119
UNVLT/CHBRZ	Champagne Bronze	\$ 243
UNVLT/CPB	Polished Chrome	\$ 99
UNVLT/MB	Matte Black	\$ 173
UNVLT/ORB	Oil Rubbed Bronze	\$ 144
UNVLT/PN	Polished Nickel	\$ 119
UNVLT/ULB	Unlacquered Brass	\$ 99
UNVLT/VB	Venetian Bronze	\$ 144

Group 1 Finishes

All Group 1 Finishes \$ 173

Group 2 Finishes

All Group 2 Finishes \$ 243



Economy Soft Toe Touch Round Trim Kit

MT94-2

Economy Soft Toe Touch round trim kit will fit most manufacturer's drain bodies. Trim Only - No Elbow, Pipe, or Drain Shoe Included

- Will fit drain bodies with 1-1/2 - 11-1/2 NPSM thread
- Two-Hole Face Plate

Standard Finishes

MT94-2/BRN	Brushed Nickel	\$ 97
MT94-2/CHBRZ	Champagne Bronze	\$ 212
MT94-2/CPB	Polished Chrome	\$ 75
MT94-2/MB	Matte Black	\$ 151
MT94-2/ORB	Oil Rubbed Bronze	\$ 113
MT94-2/PN	Polished Nickel	\$ 97
MT94-2/ULB	Unlacquered Brass	\$ 75
MT94-2/VB	Venetian Bronze	\$ 113

Group 1 Finishes

All Group 1 Finishes	\$ 151
----------------------	--------

Group 2 Finishes

All Group 2 Finishes	\$ 212
----------------------	--------



Economy Lift & Turn Drain Trim

HTRLT

Economy Lift and Turn trim kit will fit most manufacture's drain bodies: 1-1/2 - 11-1/2 NPSM thread on the drain flange.

- Trim Only - No Elbow, Pipe, or Drain Shoe Included
- Drain for lift and turn with washer
- Two-hole face plate

Standard Finishes

HTRLT/BRN	Brushed Nickel	\$ 108
HTRLT/CHBRZ	Champagne Bronze	\$ 219
HTRLT/CPB	Polished Chrome	\$ 80
HTRLT/MB	Matte Black	\$ 159
HTRLT/ORB	Oil Rubbed Bronze	\$ 119
HTRLT/PN	Polished Nickel	\$ 108
HTRLT/ULB	Unlacquered Brass	\$ 80
HTRLT/VB	Venetian Bronze	\$ 119

Group 1 Finishes

All Group 1 Finishes	\$ 159
----------------------	--------

Group 2 Finishes

All Group 2 Finishes	\$ 219
----------------------	--------

The Following Are For Tubs with Built-In Overflows:



EZ-Click™ Bath Tub Drain with Overflow (drain tube not included)

BDWOF-ST

- EZ-Click™ bath drain with overflow for tubs with built in overflow
- 2-1/2" Long drain body
- 1-1/2" - 11-1/2 NPSM thread
- Female thread for 1-1/2" brass tube (not included)
- Maximum 1" thick tub drain overflow
- 2" Drain hole required

Standard Finishes

BDWOF-ST/BRN	Brushed Nickel	\$ 184
BDWOF-ST/CHBRZ	Champagne Bronze	\$ 249
BDWOF-ST/CPB	Polished Chrome	\$ 180
BDWOF-ST/MB	Matte Black	\$ 203
BDWOF-ST/ORB	Oil Rubbed Bronze	\$ 195
BDWOF-ST/PN	Polished Nickel	\$ 184
BDWOF-ST/ULB	Unlacquered Brass	\$ 180
BDWOF-ST/VB	Venetian Bronze	\$ 195

Group 1 Finishes

All Group 1 Finishes	\$ 203
----------------------	--------

Group 2 Finishes

All Group 2 Finishes	\$ 249
----------------------	--------

Available
1st Quarter
2020



Docking Station - Freestanding Tub Drain Rough-In

BDWOF-DS

The Mountain Plumbing Docking Station is the ultimate solution to quickly and easily install a freestanding bathtub.

- EZ-Click™ tub drain with brass tailpiece
- ABS or PVC adaptor kit included
- Asymmetrical metal deck flange provides easier installation in tight spaces
- Removable drain stopper allows for easier cleaning
- For freestanding tubs with integrated overflow and 2" drain hole

Standard Finishes

BDWOF-DS/BRN	Brushed Nickel	\$ 270
BDWOF-DS/CPB	Polished Chrome	\$ 249
BDWOF-DS/PW	Polar White	\$ 270

Product Index

AG1100	101	MT1100-NL	70	MT202	45	MT327TP	223
AG1400	101	MT1100DIY-NL	75	MT204	49	MT328SJ	224
AG600S	101	MT1101-NL	82	MT205	50	MT329ESJ	224
BAGCU	52	MT1101DIY-NL	87	MT21 (-6,-8,-12)	107	MT3320X-NL	174
BAGCUSQ	53	MT1103-NL	96	MT210EV	46	MT333-3CFWD3B	27
BDLTCFT22	260	MT12 (-6x9,-9x13)	105	MT212EV	47	MT3840-NL	207
BDPCCFT22	260	MT12HS	114	MT22	108	MT40	117
BDR/TESTKIT1	257	MT120EV	48	MT22-16	108	MT4001X-NL	142
BDR20BR	254	MT1250XL	61	MT23	109	MT4003X-NL	143
BDR20BR22	252	MT1250XL/RFC	61	MT23-16	109	MT4004X-NL	143
BDR20BR27	253	MT125	55	MT24	108	MT400U	52
BDR20S	255	MT127	55	MT24-16	108	MT401-NL	139
BDR20S22-2	249	MT13 (-7x10,-9x13)	105, 106	MT25	109	MT401MASS-NL	187
BDR20S27-2	249	MT13HS	114	MT25-16	109	MT403-NL	139
BDR20S35-2	250	MT130	48	MT27	110	MT403MASS-NL	184
BDR20S45-2	250	MT14	116	MT27-16	110	MT406	236
BDR20S61-2	251	MT1400-NL	70	MT28	110	MT41	116
BDR20SBR	254	MT1400DIY-NL	75	MT28-16	110	MT41S	115
BDR20SBR22	252	MT1401-NL	82	MT29	110	MT410-NL	140
BDR20SBR27	253	MT1401DIY-NL	87	MT29-16	110	MT410MASS-NL	190
BDR20SBR45	254	MT1403-NL	96	MT221-160	241	MT416X-NL	149
BDSCFT22	260	MT15	116	MT2250	241	MT417X-NL	149
BDWOF-DS	266	MT115	43	MT228P/SS	134	MT4127-NL	164
BDWOF-ST	266	MT1500-NL	70	MT231	127	MT4223-NL	203
BDWPLTA	261	MT1500DIY-NL	76	MT2310	242	MT426X	154
BDWPLTP	261	MT1501-NL	82	MT236	128	MT431X	153
BDWPTTA	262	MT1501DIY-NL	88	MT238	127	MT432X	153
BDWPTTP	262	MT1503-NL	97	MT239	127	MT4321X	153
BDWUNLT22	258	MT16	117	MT240	128	MT435X	154
BDWUNLT45	258	MT17	117	MT245	128	MT436X	154
BDWUNLTA	261	MT18 (-8,-10)	106	MT27TSK	242	MT4390X	155
BDWUNLTP	261	MT18HS	113	MT27WRB	242	MT441X	155
BDWUNV22	259	MT1800-NL	65	MT3K-HF	62	MT4420-NL	173
BDWUNV45	259	MT1800DIY-NL	71	MT3K-HF/RFC	62	MT4421-NL	182
BDWUNVA	263	MT1801-NL	77	MT30 (-3,-6,-8)	111	MT4422-NL	182
BDWUNVP	263	MT1801DIY-NL	83	MT30 (-12,-18,-24)	111	MT4423-NL	183
BRBOLT/90	41, 43	MT1803-NL	89	MT300	41	MT442X	155
BTAPS50	53	MT1803FIL-NL	98	MT3000	229	MT4430-NL	177
BWDS6818	50	MT1830-NL	66	MT300BSK	41	MT4431X-NL	175
BWDUF	51	MT1830DIY-NL	71	MT301X	232	MT4432X-NL	180
BWDUFG	51	MT1831-NL	78	MT301X24	235	MT4433-NL	178
BWO40S	2555	MT1831DIY-NL	83	MT302X	232	MT4434-NL	178
BWO40S22A2	246	MT1833-NL	90	MT302X24	235	MT443X	155
BWO40S22P2	246	MT1833FIL-NL	98	MT303	42	MT444-3CFWD3B	27
BWO40S45A2	247	MT1840-NL	67	MT3041-NL	186	MT445X	155
BWO40S45P2	247	MT1840DIY-NL	72	MT3042-NL	185	MT448X-NL	156
BWO40S61A2	248	MT1841-NL	79	MT3043-NL	184	MT450X-NL	156
BWO40S61P2	248	MT1841DIY-NL	84	MT3044-NL	186	MT455X	156
BWSTU	51	MT1843-NL	91	MT3045-NL	189	MT456X	156
BWSTUG	51	MT1843FIL-NL	99	MT3046-NL	188	MT465X	156
CBWODF-A	245	MT1850-NL	68	MT3047-NL	187	MT466X	156
CBWODF-P	245	MT1850DIY-NL	72	MT304X	233	MT473L-NL	209
HBDWLT22	258	MT1851-NL	80	MT305X	234	MT4740-NL	210
HBDWLT45	258	MT1851DIY-NL	84	MT31 (-3,-6,-8)	112	MT474BO-NL	209
HTRLT	265	MT1853-NL	92	MT31 (-12,-18,-24)	112	MT474BX-NL	211
MT10 (-6,-8,-10,-12,-16)	103	MT1853FIL-NL	99	MT310	43	MT474L-NL	213
MT10HS	114	MT1870-NL	68	MT3130	231	MT474X-NL	212
MT10HSMF	113	MT1870DIY-NL	73	MT313X	235	MT475X-NL	211
MT100	54	MT1871-NL	80	MT3140	231	MT4800X-NL	199
MT1000	229	MT1871DIY-NL	85	MT314X	235	MT4811X-NL	208
MT102	54	MT1873-NL	92	MT315X	234	MT4820BO-NL	196
MT105	54	MT1873FIL-NL	100	MT316-NL	147	MT4820BOIPS-NL	196
MT106	55	MT19	117	MT316MASS-NL	191	MT4820X-NL	199
MT11 (-6,-8,-10,-12,-16)	104	MT20 (-6,-8,-12)	107	MT317-NL	147	MT482BX-NL	198
MT11HS	114	MT2000-2	230	MT317MASS-NL	194	MT4831X-NL	200
MT11HSMF	113	MT200EV	45	MT326TP	223	MT483BX-NL	198

Product Index


MT4840X-NL	205	MT525P	122	MT6930-NL	158	MT953/BOX	33
MT4841X-NL	205	MT526-GRID/BRGRID	124	MT6931-NL	162	MT955	33
MT4910X-NL	160	MT526B	122	MT700	44	MT957	31
MT4930X-NL	160	MT526P	122	MT7000-NL	171	MT957R	31
MT4931X-NL	161	MT540-NL	69	MT7001-NL	173	MT958	34
MT4934-NL	157	MT540DIY-NL	74	MT7002-NL	171	MT958R	34
MT493BO-NL	157	MT550-NL	81	MT71S	115	MT962	32
MT493BX-NL	159	MT550DIY-NL	86	MT710	44	MT962R	32
MT4950-NL	210	MT555-3CFWD3B	28	MT7100-NL	177	MT963	35
MT495L-NL	213	MT5800L-NL	200	MT7101-NL	181	MT963R	35
MT495X-NL	212	MT5820L-NL	201	MT7122L-NL	168	MT968	241
MT500U	53	MT5831-NL	202	MT7200-NL	174	MTDISC	225
MT501A-ROUGH	130	MT5910L-NL	161	MT7201-NL	179	MTRRP	118
MT501C-ROUGH	130	MT5930L-NL	162	MT730-2	215	MTSINK1	36
MT501P-ROUGH	130	MT5931-NL	163	MT734	216	MTSINK2	36
MT5001L-NL	144	MT6K-HF	62	MT735	216	MTSSTLAV	236
MT5003L-NL	144	MT6K-HF/RFC	62	MT738-3	223	TRIMM3	256
MT5004-NL	146	MT6LD	60	MT740-2	215	TRIMM3LVRND	256
MT506-GRID	129	MT61S	115	MT741	218	TRIMM3LVSQ	256
MT5060L-NL	208	MT600-NL	93	MT742	218	TUBLEVER-LNG	257
MT506A	131	MT600/ADPT	101	MT743	222	UNVLT	264
MT506A-ROUGH/RB	130	MT601A	126	MT743-3	222	UNVTRIM	264
MT506C	131	MT601P	126	MT744-2	219		
MT506C-ROUGH	130	MT603A	126	MT744-3	219		
MT506I	131	MT605A	126	MT745-2	220		
MT506I-ROUGH	130	MT605P	126	MT745-3	220		
MT506P	131	MT606	126	MT747	225		
MT506P-ROUGH/RB	130	MT607	125	MT749	217		
MT507-GRID	129	MT608	125	MT749-3	217		
MT507A	133	MT609	125	MT750	221		
MT507A-ROUGH/RB	130	MT6001-NL	140	MT760	221		
MT507P	133	MT6003-NL	141	MT7799EV	46		
MT507P-ROUGH/RB	130	MT6004-NL	145	MT8SR	119		
MT508-GRID	129	MT6123X-NL	167	MT8SRW	120		
MT508A	132	MT616-NL	141	MT8000-NL	170		
MT508A-ROUGH/RB	130	MT616MASS-NL	188	MT8001-NL	170		
MT508P	132	MT620-NL	93	MT8002-NL	169		
MT508P-ROUGH/RB	130	MT621-NL	142	MT8100-NL	176		
MT509-GRID	129	MT621MASS-NL	185	MT8101-NL	180		
MT509A	133	MT622MASS-NL	190	MT8103-NL	176		
MT509A-ROUGH/RB	130	MT624-NL	94	MT8104-NL	181		
MT509P	133	MT625-NL	94	MT8120X-NL	192		
MT509P-ROUGH/RB	130	MT6254X-NL	159	MT8121X-NL	193		
MT51	116	MT629-NL	148	MT8122X-NL	166		
MT51S	115	MT629MASS-NL	192	MT8123X-NL	166		
MT516L-NL	150	MT630-NL	95	MT8799	42		
MT517L-NL	150	MT631-NL	148	MT888-3CFWD3B	28		
MT5120L-NL	145	MT631MASS-NL	194	MT9SR	119		
MT5121L-NL	164	MT635-NL	95	MT9SRW	120		
MT5122L-NL	203	MT640-NL	69	MT9000-NL	169		
MT5160L-NL	207	MT640DIY-NL	74	MT9002-NL	172		
MT5161X-NL	206	MT641-3	59	MT9004-NL	172		
MT5170L-NL	193	MT641-D	59	MT904	240		
MT518B-ROUGH	124	MT65	242	MT9100-NL	175		
MT518P-ROUGH	124	MT650-NL	81	MT9101-NL	179		
MT522-GRID/BRGRID	123	MT650DIY-NL	86	MT9120-NL	191		
MT522B	121	MT660	63	MT9122-NL	167		
MT522P	121	MT661/RFC	63	MT9141	240		
MT523-GRID/BRGRID	123	MT662-2	63	MT9379	239		
MT523B	121	MT666-3CFWD3B	28	MT94-2	265		
MT523P	121	MT670-2	60	MT9437	239		
MT524-GRID	123	MT6800-NL	197	MT9461	239		
MT524B	122	MT6820-NL	197	MT9466-L	240		
MT524P	122	MT6831-NL	201	MT951	30		
MT525-GRID/BRGRID	124	MT6840-NL	206	MT951/BOX	33		
MT525B	122	MT6910-NL	158	MT953	30		

CA Prop 65 Warning

What is this warning label?

The label is a warning being provided by Mountain Plumbing Products to comply with the California Safe Drinking Water and Toxic Enforcement Act of 1986, commonly known as "Proposition 65." Many products sold in California are required by law to carry the label. The following example label is included on packaging for Mountain Plumbing Product's faucets, supply lines, and supply valves.

Attention California Residents:

 **WARNING:** This product can expose you to chemicals including Lead and Chromium (hexavalent compounds) which are known to the State of California to cause cancer and birth defects or other reproductive harm."

We are providing Prop 65 warning labels simply to inform consumers that the product contains chemicals on the State of California's Prop 65 list. Mountain Plumbing Products products that carry the Prop 65 label include components made with brass, which contains small but detectable amounts of lead—an element included on the Prop 65 chemical list and Chromium (hexavalent compounds) used in plating finishes.

Even though a product may be found to contain a Proposition 65-listed chemical, it does not mean that use of the product will cause cancer, birth defects or other reproductive harm. Nor does it mean that a product is unsafe. All Mountain Plumbing Products' products meet or exceed the requirements of applicable product performance and safety industry standards, as well as the federal Safe Drinking Water Act. We are confident there is no health hazard associated with the installation or removal of Mountain Plumbing Products' products.

What is California Proposition 65?

In 1986, California voters approved the Safe Drinking Water and Toxic Enforcement Act (known as "Proposition 65"). Proposition 65 is a "Right to Know" statute; its purpose is to make sure people are aware, before they purchase, that the product they come into contact with contains chemicals known to the State of California to cause cancer, birth defects or other reproductive harm. The statute requires a warning label even if the amount of the chemical is miniscule.

The State of California has listed over 900 chemicals that must be disclosed under Prop 65. The list, which is updated annually, includes a wide variety of chemicals that can be found in many consumer products, such as kitchen utensils, footwear and handbags, exercise equipment, photo and scrapbook albums, luggage, and many other products (even foods and beverages).

Where can I find out more information about Proposition 65?

The State of California provides Proposition 65 information on the Office of Environmental Health Hazard Assessment website.

Why does Mountain Plumbing Products include this warning on its products?

We are providing Prop 65 warning labels to inform consumers that the product contains chemicals on the State of California's Prop 65 list. It does not mean that a product is unsafe. All Mountain Plumbing Products' products meet or exceed the requirements of applicable product performance and safety industry standards, as well as the federal Safe Drinking Water Act. The label simply ensures that Mountain Plumbing Products is in compliance with the State of California's Prop 65 law for warning label requirements.

Why is this label included on my faucet if I don't live in California?

Mountain Plumbing Products' products are sold nationwide and in Canada. It would be considerably complex to determine which products will be ultimately sold or brought into California. Therefore, to ensure compliance with Proposition 65 requirements, we have decided to include these labels on applicable products, regardless of where they might be purchased or sold.

Terms and Conditions

Return Goods Authorization

- No returns of discontinued items other than defective items still under warranty will be allowed.
- All goods returned must have a return good authorization number (RGA#) attached with the product.
- Return authorizations must be requested in writing by fax, mail, or email (RGA@mountainplumbing.com) within 90 days of delivery and must include original PO#, Item #, and reason for return.
- If goods were ordered incorrectly, a 35% restocking charge will apply and the customer is responsible for return freight charges.
- No returns on special orders.
- If an item is returned as defective, and after inspection and/or testing is deemed not defective, a credit will still be issued but the customer is responsible for return freight charges and a 35% restocking fee.

Payment Terms

- Payment is due Net 30 Days after date of invoice.
- A service charge of 1.5% per month (18% APR) will be charged on all invoices outstanding over 30 days.
- No deductions for RGA's can be taken from payments until a credit memo has been issued by Mountain Plumbing.

Freight Terms

- Full freight allowed on net orders of \$900.00 per invoice within the continental United States.
- Full freight allowed on net orders of \$1,500.00 per invoice to Hawaii and Alaska.
- Full freight allowed on net orders of \$1,150.00 per invoice to Canada.

Pricing

- Due to increasing costs of brass and raw materials, prices and product modifications are subject to change without notice.
- Publisher assumes no responsibility for typographical errors.

Shortages

- Shortages must be reported by the customer within 3 business days of receipt of shipped PO.

Order Cancellations

- Orders may be cancelled up to ship date.
- Once the order is shipped, a 35% restocking charge will apply if the goods are returned (RGA required)
- Customer is responsible for all return freight.

Approval of Orders

- All orders are subject to approval by Mountain Plumbing Products and must be submitted via fax or email (orders@mountainplumbing.com). NO PHONE ORDERS.
- Orders with special freight requirements (e.g. Next Day Air, etc) must be submitted prior to 2PM CST.
- Order modifications, including cancellations, can occur up to the time of shipment with an additional \$10.00 service charge if the order has already been processed.

MOUNTAIN PLUMBING LIMITED WARRANTY

1. LIMITED WARRANTY.

Subject to the Conditions, Exclusions, and Limitations set forth herein, Mountain Accessories, Inc. ("Mountain Plumbing") provides a Limited Warranty on all Mountain Plumbing products purchased from an Authorized Mountain Plumbing Retailer/Dealer ("retailer/dealer"). This Limited Warranty shall commence on the date of original purchase and shall expire:

- 1 year from the date of purchase for all working parts except Disposers and Hot Water Tanks.
- 3 years from the date of purchase if purchased after January 1, 2009, for the Instant Hot Water Tank.
- 3 years from the date of purchase for 1/2 HP and 1/3 HP Model Mountain Perfect Grind Waste Disposers.
- With the life of the product for 5/8 HP, 3/4 HP and 1 1/4 HP Model Mountain Perfect Grind Waste Disposers.

Finishes on Mountain Plumbing products are warranted from the date of installation and shall expire:

- 90 days from the date of installation for all ORB, EB, MHB, WCP, and TB finishes if instructions are followed properly.
- With the life of the product for all PVD finishes if instructions are followed properly.
- With the life of the product for all Xenoy molded products.
- 1 year from the date of installation for all other special finishes if instructions are followed properly.

FAILURE TO FOLLOW APPLICABLE INSTRUCTIONS VOIDS THE WARRANTY FOR ALL FINISHES.

THE USE OF PLUMBERS PUTTY ON MOUNTAIN PLUMBING PRODUCTS VOIDS THE WARRANTY FOR ALL PRODUCTS. A NON-ACID OR NEUTRAL CURE CAULK IS RECOMMENDED.

THE USE OF MOUNTAIN PLUMBING INSTANT HOT FAUCETS OR HEATING TANK WITH A NON-MOUNTAIN PRODUCT VOIDS ALL WARRANTIES (EXCLUDES FILTRATION SYSTEMS).

2. WHAT WE WILL DO.

In the event your Mountain Plumbing product fails as a result of a defect in manufacturing, materials or workmanship within the applicable Limited Warranty period, Mountain Plumbing, at its option, will: (1) provide replacement parts to the Mountain Plumbing retailer/dealer you specify; or (2) repair the existing product at no cost to you, except as set forth herein; or (3) refund the original purchase price or retailer's/dealer's price at the time of the original purchase, whichever is less. Replacement parts or repairs are warranted for the remainder of the original Limited Warranty period. Labor and shipping charges are not covered under the Limited Warranty.

If Mountain Plumbing replaces or repairs the existing bath waste and overflow product, and an access panel is not available, the costs for accessing the bath waste and overflow is not covered under the Limited Warranty. This includes but is not limited to any tile work that has to be replaced in order to replace or repair the bath waste and overflow.

Mountain Plumbing reserves the right to discontinue or modify its products at any time without notice. In the event that repair or replacement of a product pursuant to this Limited Warranty is not possible, Mountain Plumbing will fulfill any repair or replacement obligation under this Limited Warranty with a product of equal or greater value.

3. WARRANTY CLAIM PROCESS (for building owners and homeowners only).

To make a claim under the Limited Warranty, you must notify the Mountain Plumbing retailer/dealer who supplied you with your Mountain Plumbing product. Unless otherwise specified in writing by Mountain Plumbing, all defective products must be returned to the Mountain Plumbing retailer/dealer to be forwarded to Mountain Plumbing for inspection and testing to determine of the cause of the alleged failure or defect.

If the retailer/dealer is unavailable or unknown to you, you may contact Mountain Plumbing at:

Mountain Plumbing Products
Attn: Warranty Department
PO Box 630008
Irving, TX 75063

Warranty claims made directly to Mountain Plumbing shall include written notification of the alleged failure of, or defect in, any Mountain Plumbing product, and must be received by Mountain Plumbing no later than thirty (30) days after detection of an alleged failure or defect occurring within the applicable warranty period. Written notifications should include a description of the failed or defective part or product, product model number (if available), date of purchase, date of installation, and description of the alleged product failure or defect. All products alleged to be defective must be made available to Mountain Plumbing for inspection and testing to determine the cause of the alleged failure or defect.

Upon receipt of a warranty claim notification through either the retailer/dealer or directly, Mountain Plumbing shall have ninety (90) business days in which to determine whether it acknowledges responsibility for any alleged defects in materials or workmanship and the appropriate course of action to be taken.

The foregoing Warranty Claim Process only applies to claims made by owners of residences and buildings in which the warranted products are installed. Mountain Plumbing retailers/dealers and other customers who purchased products directly from Mountain Plumbing should follow Mountain Plumbing's Return Goods Authorization Policy then in effect.

4. GENERAL CONDITIONS.

This Limited Warranty applies only if the Mountain Plumbing product:

- Is purchased from an Authorized Mountain Plumbing Retailer/Dealer.
- Is selected, configured and installed by a licensed plumbing contractor according to the current installation instructions provided by Mountain Plumbing, if applicable.
- Remains in its originally installed location.
- Shows no evidence of misuse, tampering, mishandling, neglect, accidental damage, modification or repair without the approval of Mountain Plumbing.
- Is installed in accordance with then-applicable building, mechanical, plumbing, electrical, and other code requirements.

The Limited Warranty does NOT cover product failure or damage due to:

- Improper installation or modification including adjustments or corrections due to improper installation.
- Components not manufactured or sold by Mountain Plumbing.
- Any abnormal operating conditions.
- Exposure to conditions beyond reasonable installed conditions including but not limited to temperatures and/or pressures that exceed limitations printed on the product literature or installation instructions.
- Delivery by others.
- Accidents.
- Acts of God.
- Normal wear and tear.

5. EXCLUSIONS.

The Limited Warranty set forth in this document is the exclusive warranty (whether written or oral) applicable to Mountain Plumbing products, and no individual is authorized to modify or expand this Limited Warranty. All warranty claims must be made during the applicable warranty period unless otherwise specified.

MOUNTAIN PLUMBING HEREBY DISCLAIMS ANY WARRANTY NOT EXPRESSLY PROVIDED HEREIN, INCLUDING, WITHOUT LIMITATION, THE IMPLIED WARRANTIES OF MERCHANTABILITY AND FITNESS FOR A PARTICULAR PURPOSE. MOUNTAIN PLUMBING FURTHER DISCLAIMS ANY STATUTORY OR IMPLIED WARRANTY OF HABITABILITY.

In the event the applicable consumer law prohibits the disclaimer of an implied warranty, the above Limited Warranty shall not extend the time period of any such implied warranty. Some states do not allow limitations for consumers on how long an implied warranty lasts, so the above limitation may not be applicable.

6. LIMITATION OF LIABILITY.

EXCEPT AS OTHERWISE EXPRESSLY STATED IN THIS LIMITED WARRANTY, MOUNTAIN PLUMBING FURTHER DISCLAIMS ANY RESPONSIBILITY FOR LOSSES, EXPENSES, INCONVENIENCES, AND SPECIAL, INDIRECT, SECONDARY, INCIDENTAL OR CONSEQUENTIAL DAMAGES ARISING OUT OF OR RESULTING IN ANY MANNER FROM THE PRODUCTS COVERED HEREUNDER.

Some states do not allow the exclusion or limitation of incidental or consequential damages, so the above limitation may not be applicable. This Limited Warranty gives you specific legal rights, and you may have additional rights which vary from state to state.



Mailing Address:

Mountain Plumbing Products
PO Box 630008
Irving, TX 75063

Physical Address

2611 Regent Boulevard
Suite 100
DFW Airport, TX 75261

Toll Free: 1 (888) 222-9140

Fax: 1 (972) 456-2719

info@mountainplumbing.com
rga@mountainplumbing.com
orders@mountainplumbing.com

www.mountainplumbing.com